

MARYLAND

2001 FINAL FOUR

TERPS BASKETBALL

2001
2002




Lonny Baxter



Juan Dixon



2001 NCAA DIVISION I
MEN'S BASKETBALL
CHAMPIONSHIP
FINALIST



MARYLAND
BASKETBALL
MEN'S
NCAA BASKETBALL
CHAMPIONSHIPS
FINAL FOUR
2001



Byron Mouton



umterps.com

Terrapin Traditions

Honoring Our Past & Celebrating Our Future

**Comcast Center
September 2002**

Maryland's new 17,100-seat arena and student activities building will help the Terrapins stake their claim to one of the finest and most modern facilities in the nation.

Joe Smith
1994, 1995

Steve Francis
1999

Walt Williams
1989, 1990, 1991, 1992

Keith Booth
1994, 1995, 1996, 1997

Len Elmore
1972, 1973, 1974

allfirst

Tom McMillen
1972, 1973, 1974

Terence Morris
1998, 1999, 2000, 2001

Cole Field House
1955-2001

Entering its 47th and final season in 2001-02, Cole Field House remains the only on-campus facility in the country to host two different Final Fours.

John Lucas
1973, 1974, 1975, 1976

LONNY BAXTER

- Two-time Naismith and Wooden Award Nominee
- 2001 NCAA West Region Most Outstanding Player
- Two-time All-ACC selection
- Double-double efforts in five of Maryland's last seven NCAA Tournament games
- On pace to become the second Maryland player with 1,000 career rebounds
- Expected to become the first Terrapin in history with 1,500 points and 1,000 rebounds
- USA Basketball's leader in rebounds at the 2001 World University Games

ALL-AMERICA CANDIDATES



JUAN DIXON

- Two-time Naismith and Wooden Award Nominee
- Bidding to join John Lucas as the only Maryland players selected first team All-ACC in three straight seasons
- 2001 third team All-American
- On pace to challenge Maryland's all-time scoring and 3-point records, and the ACC's all-time mark for steals
- Two-time ACC steals champion, two-time Maryland scoring champion
- USA Basketball's leader in points and steals at the 2001 World University Games

2001-02



MARYLAND BASKETBALL SCHEDULE

DATE	OPPONENT	TIME	TV
N O V E M B E R			
Fri. 2	EA SPORTS ALL-STARS (EXH.)	8:00 p.m.	
Thu. 8	at Coaches vs. Cancer IKON Classic (New York, NY)		
	Florida vs. Temple	6:30 p.m.	ESPN2
	Maryland vs. Arizona	9:00 p.m.	ESPN2
Fri. 9	at Coaches vs. Cancer IKON Classic (New York, NY)		
	Consolation Game	6:30 p.m.	ESPN2
	Championship Game	9:00 p.m.	ESPN
TUE. 13	NIKE ELITE (EXH.)	8:00 P.M.	
SAT. 17	AMERICAN	1:00 P.M.	
SAT. 24	DELAWARE STATE	1:00 P.M.	
TUE. 27	ILLINOIS (ACC/BIG TEN CHALLENGE)	7:00 P.M.	ESPN
D E C E M B E R			
Sun. 2	at BB&T Classic (Washington, D.C.)		
	Maryland vs. Princeton	1:00 p.m.	Raycom/Comcast
	George Washington vs. Connecticut	3:30 p.m.	Raycom/Comcast
Mon. 3	at BB&T Classic (Washington, D.C.)		
	Consolation Game	5:30 p.m.	
	Championship Game	8:00 p.m.	Raycom/Comcast
SUN. 9	DETROIT	6:30 P.M.	FOX Sports Net
TUE. 11	MONMOUTH	8:00 P.M.	FSS/Sunshine
Fri. 21	at Oklahoma	9:00 p.m.	ESPN
THU. 27	WILLIAM & MARY	8:00 P.M.	
Sun. 30	at NC State	6:00 p.m.	FOX Sports Net
J A N U A R Y			
THU. 3	NORFOLK STATE	8:00 P.M.	
WED. 9	NORTH CAROLINA	7:30 P.M.	ESPN2
Sun. 13	at Georgia Tech	2:00 p.m.	ESPN
Thu. 17	at Duke	9:00 p.m.	ESPN
SUN. 20	CLEMSON	6:30 P.M.	FOX Sports Net
Wed. 23	at Wake Forest	7:30 p.m.	ESPN2
SAT. 26	FLORIDA STATE	4:00 P.M.	RJ
Thu. 31	at Virginia	7:00 p.m.	ESPN
F E B R U A R Y			
SUN. 3	NC STATE	4:00 P.M.	FOX Sports Net
Sun. 10	at North Carolina	6:30 p.m.	FOX Sports Net
WED. 13	GEORGIA TECH	7:30 P.M.	ESPN2
SUN. 17	DUKE	1:00 P.M.	CBS
Wed. 20	at Clemson	9:00 p.m.	RJ split
SUN. 24	WAKE FOREST	2:00 P.M.	RJ/ESPN2
Wed. 27	at Florida State	9:00 p.m.	RJ split
M A R C H			
SUN. 3	VIRGINIA	8:00 P.M.	FOX Sports Net
Thu.-Sun. 7-10	at ACC Tournament	TBA	RJ-ESPN
Thu.-Sun. 14-17	NCAA First and Second Rounds	TBA	CBS
	(East-Pittsburgh & Washington, D.C.; Midwest-Chicago & Oklahoma City; South-Greenville, S.C. & St. Louis; West-Albuquerque & Sacramento)		
Thu.-Sun. 21-24	NCAA Regionals	TBA	TBA CBS
	(East-Syracuse, Midwest-Madison, Wisc.; South-Lexington; West-San Jose)		
Sat.-Mon. 30-1	NCAA Final Four	Atlanta, Ga.	TBA CBS
		(Georgia Dome)	

All dates and times subject to change; All times Eastern; Home games played at Allfirst Court at Cole Field House
 • Atlantic Coast Conference games; All games broadcast on the Maryland/Leaffield Radio Network
 (Flagship stations - WBAL 1090-AM and WMAL 630-AM)

TICKET INFORMATION: 800-462-TERP OR 301-314-7070
 TERRAPIN FAN PHONE: 301-314-TERP • TERPS ONLINE: umterps.com

MARYLAND BASKETBALL

UNIVERSITY OF MARYLAND TERRAPIN TRADITIONS



PAGE 21



PAGE 27



PAGE 35



PAGE 53

TABLE OF CONTENTS

THIS IS MARYLAND BASKETBALL

2001-02 Schedule	1
Comcast Center	6
Gary Williams Datebook	8
Power of the ACC	12
Maryland and the Nation's Media Capital	14
Someplace Special	16
Gameday at Cole Field House	20

TERRAPIN TRADITIONS

Maryland Basketball and Arena History	22
Cole Field House By The Numbers	26

2001-02 SEASON PREVIEW

Roster Information	28
Season Preview	30
Preseason Notebook and Honors	33

COACHING STAFF

Head Coach Gary Williams	36
Assistant Coaches	44
Men's Basketball Support Staff	50

TERRAPIN PROFILES

Lonny Baxter	54
Steve Blake	57
Juan Dixon	60
Tahj Holden	63
Byron Mouton	66
Drew Nicholas	69
Chris Wilcox	72
Earl Badu	74
Calvin McCall	75
Andre Collins	77
Mike Grinnon	78
Ryan Randle	79

2001-02 OPPONENTS

Coaches vs. Cancer IKDN Classic	82
BB&T Classic	82
American, Arizona	83
Clemson, Connecticut	84
Delaware State, Detroit	85
Duke, Florida	86

Florida State, George Washington	87
Georgia Tech, Illinois	88
Monmouth, Norfolk State	89
North Carolina, NC State	90
Oklahoma, Princeton	91
Temple, Virginia	92
Wake Forest, William & Mary	93
ACC Composite Schedule	94
2002 NCAA and ACC Tournament Brackets	96

2000-01 SEASON REVIEW

Year in Review Notebook	98
2000-01 Final Results, Attendance, Lineups	100
2000-01 Final Statistics	101
Team Game by Game Statistics	102
Team & Individual Superlatives	103
Game Recaps	104
ACC Standings, Statistics and Honors	113



Gary Williams
Maryland

2001-02 MEDIA GUIDE CREDITS

The 2001-02 University of Maryland Men's Basketball Media Guide was published by the Maryland athletic media relations office with the intent to serve all media and followers of Terrapin basketball. Additional copies may be purchased for \$15. Mail orders should include \$3 for postage and handling.

The guide was written and edited by Kevin Messenger, associate media relations director. Layout and design by Jason Yellin, publications coordinator and assistant media relations director. Editorial assistance by Dave Haglund, associate athletics director for media relations.

Research and compilation assistance by Jason Baum, Alan Brody, Doug Drabik, Brandon Fastman, Mark Fratto, Carli Harris, Cherise Rhynes, Meredith Taber and Andy Warner.

Photography by Kevin Allen, David Buchanan/Diamondback, Dave Christianson, John Consoli, John Cordes, Lisa Helfert, Mitchell

Layton, Mason Levinson/Bloomberg News, Doug Pensinger, Bruce L. Schwartzman, Devin Shieh, John Strohsacker, Bill Welch and NBA Properties. Cover photos courtesy of Buchanan, Cordes, Helfert, Layton, and Pensinger. Cover design by John Schaffhauser.

The Maryland athletic media relations staff extends its thanks to all ACC and opponent sports information offices and all members of past sports information staffs that have assisted in compiling information that is an integral part of this guide. Any corrections or additions to the media guide are welcome and should be directed, in writing, to Kevin Messenger.

The University of Maryland is an equal opportunity institution with respect to both education and employment. The university does not discriminate on the basis of race, color, origin, sex or handicap in admission or access to, or treatment or employment in, its programs and activities as required by federal (Title VI, Title

IX, Section 504) and state laws and regulations. Inquiries regarding compliance with Title VI of the Civil Rights Act of 1964, as amended, Title IX of the 1972 Educational Amendment, Section 504 of the Rehabilitation Act of 1973, or related legal requirements should be directed to the Office of Human Relations, 1107 Hornbake Library, University of Maryland, College Park, Md. 20742; telephone—301-405-2838. Inquiries concerning the application of Section 504 and Part 34 of the C.F.R. to the University of Maryland, College Park, may be directed to the Director, Disabled Student Services, 0126 Shoemaker Hall, University of Maryland, College Park, Md. 20742; telephone—301-314-7862 (voice) or 301-314-7683 (TTY).



TABLE OF CONTENTS

THE RECORD BOOK

Year by Year Finishes 116
 Coaching History, Arena History 117
 Maryland History in the Polls 118
 Individual Records 119
 Individual Leaders 120
 Class Records 125
 Annual Statistical Leaders 127
 Team Records 129
 Maryland Year by Year Statistics 133
 Opponent Year by Year Statistics 134
 Year by Year Results 135
 Series Results 141
 Series Records 146
 Regular Season Tournament History 147
 Postseason Tournament History 148
 NCAA Tournament Records 149

HONORS AND HISTORY

Teams of Tradition 154
 All-Americans 160
 Award Winners 164
 All-Time Roster 166
 Career Statistics Since 1953-54 168
 Terps in the NBA 171
 Terps in the NBA Draft 174

UNIVERSITY & ATHLETIC DEPARTMENT


University of Maryland 176
 Schools and Colleges 178
 Distinguished Alumni 180
 President C.D. Mote, Jr. 181
 Athletics Director Deborah A. Yow 182
 Athletics Administration 183
 Academic Support & Career Development 186
 Sports Medicine 189
 Strength And Conditioning 190
 Terrapin Club 191
 Major Gifts Fundraising, The M Club 192
 Athletics Staff and Coaches Directory 193
 Terps On The Air 196
 Media Information 197
 TV/Radio Chart 200



PAGE 81



PAGE 97



PAGE 115



PAGE 153

COLE FIELD HOUSE DEDICATION

In December 1955, Maryland's new arena was regarded as the finest athletics facility on the East Coast. Evidence of that claim rests in its history as the site of eight NCAA Regionals and two Final Fours. The host of a historic national championship game in 1966 and another in 1970, Cole Field House bears distinction as the nation's only on-campus facility to host more than one NCAA Final Four tournament.

In 2001-02, the Maryland Terrapins will conduct their 47th and final season at the fabled arena, where a compact bowl of 14,500 seats has provided a booming and boisterous backdrop to nearly a half-century of some of the finest college basketball in the country. Since 1994, Cole Field House has been the scene for eight consecutive seasons of sellout crowds, as the Terrapins have risen among the country's most elite programs.

The William P. Cole Jr. Student Activities Building, as it is formally known, has become a fixture for campus and community events, and has touched nearly every life that has ventured through the University's College Park campus since 1955.

As a sports venue, Cole has been home to a dozen men's basketball All-Americans and host to some of the greatest teams and games in college basketball history. When college basketball was achieving its most expansive growth, from the late 1950s to the 1970s, there was but one gymnasium on the East Coast that sat as many as 12,000 fans.

There was not a bad seat on Dec. 2, 1955 when it was dedicated during a win against Virginia, and there is not a better place to watch a game today.

On the horizon, though, is another building to retake Maryland's place as having the finest and most modern facility in the country. The Comcast Center will open its doors for the 2002-03 athletic season less than one mile from Cole Field House.

In an effort to honor its past while looking ahead to its future at the more spacious Comcast Center, the Terrapin basketball staff dedicates its 2001-02 media guide to the memories and traditions of 46 past seasons at Cole.


THIS IS Maryland TERRAPINS BASKETBALL

Maryland opens the 2001-02 season as a consensus Top 5 pick. The Terps enter the year ranked as high as No. 1 by College Insider.com, and No. 2 by numerous publications.



2001 NCAA CHAMPIONSHIP

Maryland is one of just nine schools to participate in each of the last eight consecutive NCAA Tournaments.



Gary Williams and the Terps have established the current era as the best in Maryland history. The Terps' 78 wins since the 1999 campaign reflect their best three-year stretch in history. The best four-year stretch is their 99 wins since 1998. The best five-year stretch is their 120 wins since 1997.

2001-02




April 6, 2001
was dedicated by Maryland governor
Parris N. Glendening as
"University of Maryland Terps Day."

Maryland won 10 of its last 12 games in 2001, beating top-seeded Stanford for the NCAA West Region title and besting eventual NCAA champ Duke at Cameron Indoor Stadium. Maryland's only losses in the streak were to Duke.

Maryland closed the 2001 campaign with its highest final ranking in history: No. 4 by USA Today/ESPN.

Maryland is one of only six Division I schools to win at least 25 games in each of the last three seasons.



TERPS BASKETBALL



comcast center

Premiering In September 2002

BUILDING A NEW TRADITION FOR A NEW CENTURY

Pictured is an artist's rendition of the Terp's new arena which is slated to open in 2002. It will be located on the north perimeter of campus, with direct accessibility from main travel arteries surrounding the university. Also, students surround the court ten rows deep in every direction to help create the best possible home court advantage.

ARENA FEATURES:

- Academic Support and Career Development Center for Student-Athletes (7,000 square feet)
- Weight Training and Conditioning Area
- Wrestling Practice Gymnasium
- Locker Facilities for Several Sports
- Equipment Distribution Area
- Sports Medicine/Training Area
- Auxiliary Gymnasium for Practice and Competition
- Coaches' Offices
- Athletic Administration Offices
- Nextel Heritage Hall Multi-Purpose Room (capacity of 400)
- Media Relations Center
- Terps Merchandise Store
- 20 Suites



ARENA FACTS	COMCAST CENTER	COLE FIELD HOUSE
Capacity	17,100	14,500
Total Square Feet	420,000	202,000
On-Site Parking	6,000*	4,900
Seats for Disabled	170	20
Restrooms	37	4
Concession Stands	12	4
Building Site	On Campus	On Campus
Banquet Facility (capacity)	400	0

*Within an 8-minute walk.

UNIVERSITY
MARYLAND

"The Comcast Center is the most visible aspect of our progress since I've been back at Maryland. I'm proud of our progress, proud of our staff, and extremely thankful to all those who have helped in putting this project together. I'm so anxious to get into this building, hopefully next August, that I won't mind having to move things out of my desk that have been there for 13 years!"

— Gary Williams



THE GARY WILLIAMS

1988-89

JUNE 13, 1989 — Named Maryland's seventh head coach. He becomes only the second former Terp player to be named head coach.

1989-90

NOV. 25, 1989 — Defeated Delaware State, 87-53, in his first game as head coach.

DEC. 24, 1989 — Defeated Sacramento State, 90-68, to complete a three-game tournament sweep and claim the championship of the Chaminade Christmas Classic in Honolulu, Hawaii.

JAN. 4, 1990 — Defeated Wake Forest, 88-82, in his first career ACC game as Maryland's head coach.

JAN. 10, 1990 — Defeated North Carolina, 93-88, to gain his first victory over a ranked team as Maryland's head coach.

MARCH 15, 1990 — Defeated Massachusetts, 91-81, in the first round of the National Invitation Tournament at Cole Field House. Williams is the first Maryland coach to take a team to the postseason in his inaugural season.

1990-91

DEC. 29, 1990 — Guided the Terps to victories over Rutgers, 86-81, and South Carolina, 78-69, to gain the championship of the ECAC Holiday Festival in New York City's famed Madison Square Garden.

MARCH 2, 1991 — Closed his second season with a 16-12 overall record, making him only the second head coach in school history to record winning seasons in each of his first two years.

1991-92

MARCH 1, 1992 — Defeated No. 10 North Carolina, 82-80, at Cole Field House.

JUNE 24, 1992 — All-American Walt Williams selected as the No. 7 overall pick in the 1992 NBA Draft by the Sacramento Kings.

1992-93

JAN. 19, 1993 — Defeated No. 12 Oklahoma, 89-78, at Baltimore Arena.



DATEBOOK

1993-94

TUESDAY, JANUARY 18, 1994

MEN

Rank	Team	Record	Points
1.	Kansas (29)	16-1	1,552
2.	UCLA (26)	11-0	1,514
3.	Arkansas (3)	12-1	1,458
4.	North Carolina (1)	13-2	1,425
5.	Duke (2)	11-1	1,393
6.	Massachusetts (4)	13-1	1,360
7.	Kentucky	13-2	1,226
8.	Indiana	10-2	1,160
9.	Arizona	13-2	1,050
10.	Connecticut	14-1	949
11.	Temple	9-2	917
12.	Purdue	14-1	879
13.	Louisville	12-2	843
14.	Wisconsin	12-1	788
15.	Michigan	11-3	787
16.	Syracuse	10-2	536
17.	Georgia Tech	10-4	524
18.	Ala.-Birmingham	13-1	413
19.	Cincinnati	12-3	384
20.	Minnesota	11-4	318
21.	California	10-3	316
22.	Xavier, Ohio	11-1	256
23.	St. Louis	14-0	254
24.	West Virginia	10-2	172
25.	Maryland	10-3	130

Others receiving votes: Boston College 124, Oklahoma St. 74, Florida 66, Illinois 56, New Mexico St. 43, Missouri 42, Nebraska 21, Marquette 20, Mississippi St. 14, LSU 11, Virginia S.W. Kentucky 7, Michigan St. 5, Penn. S., Seton Hall 4, Alabama 3, DePaul 3, New Orleans 3, Wake Forest 3, George Washington 2, Providence 2, Tr.-Chattanooga 2, Vanderbilt 2.

NCAA



TUESDAY, DECEMBER 27, 1994

AP TOP 25 MEN

Rnk.	School	Record	Pts.
1.	N. Carolina (56)	7-0-0	1,590
2.	UCLA (5)	5-0-0	1,506
3.	Arkansas (3)	8-1-0	1,462
4.	Massachusetts	5-1-0	1,419
5.	Kentucky	5-1-0	1,328
6.	Kansas	7-1-0	1,229
7.	Duke	6-1-0	1,197
8.	Connecticut	5-0-0	1,185
9.	Maryland	8-2-0	1,024
10.	Arizona	7-2-0	989
11.	Syracuse	7-1-0	942
12.	Georgetown	5-1-0	816
13.	Florida	5-2-0	801
14.	California	6-0-0	641
15.	Michigan St.	5-1-0	554
16.	Arizona St.	7-2-0	520
17.	Georgia Tech	7-1-0	492
18.	Wake Forest	6-1-0	437
19.	Wisconsin	6-1-0	399
20.	Cincinnati	7-3-0	377
21.	Iowa St.	8-1-0	310
22.	New Mexico St.	8-2-0	294
23.	Nebraska	9-1-0	182
24.	Indiana	6-4-0	154
25.	St. John's	6-0-0	129

Others receiving votes: Stanford 103, Minnesota 98, Missouri 98, Pennsylvania 56, Illinois 52, Iowa 41, St. Louis 41, Virginia 40, Villanova 35, Oklahoma St. 27, Louisiana 27, St. Joseph's 29, Alabama 23, Tulane 31, St. Joseph's 29, Virginia 27, Louisville 17, Oklahoma 17, Virginia Tech 17, Xavier, Ohio 16, Ohio University



NOV. 26, 1993 — Defeated No. 15 Georgetown in overtime, 84-83, at USAir Arena.

JAN. 17, 1994 — Ranked No. 25 in the weekly Associated Press poll. It marked the first time since 1985 that Maryland was represented in the weekly poll by national writers and broadcasters.

MARCH 13, 1994 — Maryland named to the NCAA Tournament for the first time since 1988, earning No. 10 seed in the Midwest Region.

MARCH 17, 1994 — Defeated Saint Louis, 74-66, in his first NCAA Tournament game as the Terps' head coach.

MARCH 19, 1994 — Defeated second-seeded Massachusetts, 95-87, in the biggest upset of the 1994 NCAA Tournament to advance the Terps to the Sweet Sixteen for the first time since 1985.

1994-95

NOV. 7, 1994 — Signed a seven-year contract extension.

DEC. 26, 1994 — Ranked No. 9 in the weekly Associated Press Poll. It marked the first time the Terps had been ranked in the top 10 since the 1984 season.

JAN. 22, 1995 — Defeated NC State, 84-67, to gain his 300th career coaching victory.

FEB. 7, 1995 — Defeated No. 1 North Carolina, 86-73, for his first win as Maryland's coach over the nation's top-ranked team.

MARCH 12, 1995 — Maryland named to NCAA Tournament for second consecutive season, earning a No. 3 seed in the West Region.

MARCH 13, 1995 — Ranked No. 10 in the final Associated Press Poll. It is the first time since the final poll of 1980 that the Terps are ranked within the top 10.

MARCH 18, 1995 — Defeated Texas, 82-68, to advance to the NCAA Tournament Sweet Sixteen for the second consecutive season, the program's first back-to-back regional semifinal appearances since 1984 and 1985.

1995-96

JUNE 28, 1995 — National Player of the Year selection Joe Smith selected as the No. 1 overall pick in the 1995 NBA Draft in Toronto.

MARCH 11, 1996 — Maryland named to the NCAA Tournament for the third consecutive season, earning No. 7 seed in the West Region.

THE GARY WILLIAMS

1996-97

MARCH 9, 1997 — Maryland named to the NCAA Tournament for the fourth consecutive season, earning No. 5 seed in the Midwest Region.

1997-98

JAN. 14, 1998 — Defeated No. 1 North Carolina in OT, 89-83, for his second victory over a top-ranked opponent.

MARCH 1, 1998 — Named Atlantic Conference Coach of the Year by ACC Athlete Magazine.

MARCH 8, 1998 — Maryland named to the NCAA Tournament for a school-record fifth consecutive season, earning No. 4 seed in the West Region.

MARCH 14, 1998 — Defeated No. 22 Illinois to advance to the Sweet Sixteen of the NCAA Tournament for the third time in five years.


1998-99

NOV. 28, 1998 — Defeated Pittsburgh, 87-52, to win the prestigious Puerto Rico Shootout.

MARCH 7, 1999 — Maryland named to the NCAA Tournament for the sixth consecutive season. The Terps' No. 2 seed in the South Region matches its highest NCAA Tournament seed in history.

MARCH 13, 1999 — Defeated Creighton, 75-63, to advance to the regional semifinals of the NCAA Tournament for the fourth time in six years.

JUNE 30, 1999 — Second-team All-American Steve Francis selected in the first round (2nd pick overall) of the 1999 NBA Draft. Obinna Ekezie and Larin Profit were selected in the second round.



ARIZONA
ILLINOIS
ILLINOIS STATE
MARYLAND

1999-00

NOV. 17, 1999 — Defeated San Francisco 71-51 in an NIT First Round game to earn his 400th career coaching win.

DEC. 11, 1999 — Defeated No. 22 Kentucky 72-66 to earn his 200th victory while coaching at Maryland.

FEB. 9, 2000 — Terps open Duke at Cameron Indoor Stadium, 98-87, to snap the Devils' 18-game win streak which was then the longest in the country. The win also ended Duke's 46-game win streak at Cameron, and an ACC-record 31-game regular season conference win streak.

MARCH 1, 2000 — Maryland defeats Florida State 85-70 to stretch its ACC win streak to nine games and establish a new Terrapin record.

MARCH 12, 2000 — Maryland plays in its first ACC Tournament final since 1974, and is named a No. 3 seed in the NCAA Midwest Region to set a new school mark with its seventh consecutive bid to the NCAA Tournament.



DATEBOOK

On solid ground

ROAD TO ATLANTA

Gary Williams restores luster to Maryland

By Tony Bennett
bennett@espn.com

Culture Park, Md. — Gary Williams walked along a busy Cole Road one day last week and tried to drive the thought from his mind. His drive was quickly interrupted by a professional sign that read "Williams, who played at Maryland as a star player in the 1960s, had been named as the new head coach of the program." Williams, who played at Maryland as a star player in the 1960s, had been named as the new head coach of the program. Williams, who played at Maryland as a star player in the 1960s, had been named as the new head coach of the program.



Gary Williams, with former Sun Dean (left), has led Maryland to the NCAA's Sweet 16 and other achievements in the past three seasons. The two former coaches in action here were 74 games the previous season.


Williams, who played at Maryland as a star player in the 1960s, had been named as the new head coach of the program. Williams, who played at Maryland as a star player in the 1960s, had been named as the new head coach of the program.

"I had already coached in the Big East and the Big Ten. Chico [Williams] was a glutton for punishment."
— GARY WILLIAMS



2000-01

- NOV. 6, 2000 — Maryland earns its highest preseason ranking ever under Gary Williams, No. 5 by the Associated Press.
- FEB. 27, 2001 — Terps avenge a bitter home loss with a 91-80 road win at Duke.
- MARCH 3, 2001 — Regular season concludes with a 35-point home win over rival Virginia, the largest win in series history.
- MARCH 11, 2001 — Maryland earns its eighth consecutive bid to the NCAA Tournament, a No. 3 seed in the West Region.
- MARCH 22, 2001 — A 76-66 win over Georgetown sends Maryland to the Elite Eight for the first time since 1975.
- MARCH 24, 2001 — An 87-73 win over top-seeded Stanford catapults Maryland to a West Region title and the Terps' first Final Four. Lonny Baxter is named the regional's Most Outstanding Player.
- MARCH 31, 2001 — Maryland joins Arizona, Duke and Michigan State at the 2001 Final Four in Minneapolis.
- APRIL 4, 2001 — The USA Today/ESPN national coaches poll ranks Maryland No. 4 in its final ranking. It matches the highest final ranking in Terrapin history.
- MAY 23, 2001 — Williams inks a contract extension that will keep him at his alma mater through the 2007-08 season.



THE POWER OF THE ACC

ATLANTIC COAST CONFERENCE



ACC AND THE RPI REPORT

The ACC has been the top rated conference in four of the past six years according to the RPI Rating. After ranking first for three consecutive seasons (1996-98) the ACC ranked second in 1999 and third in 2000.

ACC NO. 1 IN THE ASSOCIATED PRESS POLL

There have been 816 Associated Press polls since the first on Jan. 20, 1949. The ACC, despite annually having the country's smallest membership total, is the most ranked conference in the nation with 2,370 listings.

AP POLL REFLECTS ACC STRENGTH

Over the last four seasons, the ACC is the only conference in the nation to have each of its teams ranked at least once in the weekly Associated Press poll.

AP RANKED TEAMS, 1998-01

CONFERENCE	TEAMS	PCT.
Atlantic Coast	9 of 9	1.000
Southeastern	11 of 12	.917
Pacific-10	8 of 10	.800
Big East	9 of 14	.643

ACC teams ranked since 1998: Duke (74 of 74 polls), Maryland (66), North Carolina (66), Wake Forest (26), Virginia (19), Clemson (17), Florida State (8), Georgia Tech (2), NC State (2).

ACC UNPRECEDENTED IN THE ASSOCIATED PRESS POLL

The ACC became the first conference in history to have seven teams in the Associated Press poll during two consecutive weeks during the 1997-98 season. Maryland, North Carolina, Duke, Florida State, Clemson, Wake Forest and Georgia Tech were each ranked in the AP polls of Dec. 1 and 8.

ATLANTIC COAST CONFERENCE

The ACC reached unprecedented success in the AP poll in 2000-01, with five different teams ranked in the Top 25 from start-to-finish: Duke, Maryland, North Carolina, Virginia and Wake Forest.


The ACC has had at least three teams ranked in the final AP poll in 20 of the last 22 years.

ACC IN THE NCAA TOURNAMENT


In terms of success, the ACC is unrivaled in the history of the NCAA Tournament. The nine current league teams have posted an NCAA Tournament mark of 286-150, for a winning percentage of .656.

- The ACC is the only Division I conference where each member institution has a winning record in NCAA Tournament competition.
- Since 1985, when the NCAA Tournament field was expanded to accommodate 64 teams, the ACC is the only conference to have each of its schools reach at least one Sweet Sixteen.
- The ACC has had a No. 1 seed in the NCAA Tournament a record 19 times.
- ACC teams have defeated a record 20 No. 1 seeds including Maryland's 87-73 win over Stanford last season.
- Since 1980, 22 of the 84 Final Four teams (26.2 percent) have come from the ACC. The ACC has been represented in 18 of the last 21 Final Fours.
- ACC teams have captured four of the last 11 NCAA titles and six of the last 20.
- The ACC has had at least two teams win a minimum of one NCAA Tournament game in 12 straight years, and in 16 of the last 17 NCAA Tournaments.
- The ACC has placed at least one team in a regional final for 22 consecutive years and 28 of the last 30 years. The ACC has twice had three teams in regional finals during the same year, and two teams 13 times.
- Since 1985, ACC teams have accomplished the following in NCAA Tournament play:
 - Most NCAA Tournament victories (174)
 - Most wins against No. 1 seeds (15)
 - Most Sweet Sixteen appearances (49)
 - Most regional final appearances (28)
 - Most NCAA titles (4)

ACC TELEVISION




- An all-time high 145 televised games involving Atlantic Coast Conference teams headline the league's 2001-02 men's basketball schedule. The schedule boasts a record-high 224 appearances by ACC teams and marks the seventh straight year that the league has had more than 200 television appearances.
- The ACC boasts an all-time high 116 appearances on national television networks in 2001-02, including 38 appearances on ESPN, 33 on Fox Sports Net, 24 on ESPN2, 10 on ABC and CBS and one on TBS.
- Seventy of the league's 72 regular season conference games this season, including 46 on national television networks, are scheduled to be televised.
- For the first time, Fox Sports Net will televise 19 games on a national basis this season, on 14 consecutive Sundays starting on December 2. Maryland will appear six times as a part of the Fox Sports Net package this season.
- Two of the regional sports networks headquartered in the ACC region - Fox Sports Net South and the Sunshine Network - will broadcast another 28 games, including 10 conference match-ups.
- In 1998-99, the ACC became the first conference in collegiate basketball history to have its entire conference-game package televised either regionally or nationally.



UNIVERSITY OF MARYLAND

IN THE SPOTLIGHT

- The Terps are covered extensively by two of the nation's top 10 newspapers on a daily basis: the Washington Post and the Baltimore Sun.
- USA Today, the nation's newspaper, is headquartered less than 20 miles from Cole Field House.
- The Maryland Terrapin radio network, which can be accessed from Maine to Florida, boasts one of the largest coverage areas in collegiate sports.



The Washington Post THE SUN

INSIDE BALTIMORE 2




Radiol1 WBAL

WBAL-TV BALTIMORE


9 EYEWITNESS NEWS



- ACC basketball will receive extensive live television coverage during the 2001-02 season, with ABC, CBS, FOX and ESPN/ESPN2 combining for over 316 national telecasts. Counting regional telecasts, a record 224 ACC basketball games will be viewed on television this season.
- ESPN, which originated its first-ever sports broadcast from the University of Maryland in 1979, has been a regular visitor to Cole Field House.



- 24 of Maryland's 28 regular season games will be televised live, including 18 over national networks.
- Every major television network — ABC, NBC, CBS and FOX — has a major news gathering affiliate in both Baltimore and Washington, D.C. No university in the East boasts eight major news outlets within a 35-mile radius of its campus — except for the University of Maryland.



The Diamondback
OUR COMMITMENT TO YOUR SUCCESS

ESPN

CBS

FOX SPORTS

FOX 5
WTTG-DG

WTMD
SportsTalk
980AM

NBC 4
WISN-TV WASHINGTON, DC, VA

NEWS TALK WMAL AM 630
Washington DC.com

NO BETTER PLACE TO BE!



THERE IS NO BETTER PLACE TO BE THAN THE UNIVERSITY OF MARYLAND, COLLEGE PARK.

With its top-ranked academic programs, nationally recognized faculty, diverse population, and lush 1,580-acre campus located between Washington, D.C., and Baltimore, Md., it's no wonder the University of Maryland is a sought-after destination for some of the state's - and the country's - best and brightest students.

Attracting them are more than 100 majors and some of the highest ranked programs in the country. For instance, in the latest *U.S. News & World Report* rankings, University of Maryland's business and engineering schools ranked among the nation's top 25 in their disciplines. In graduate rankings, the A. James Clark School of Engineering, the School of Public Affairs and the College of Education all ranked in the top 25. In addition, the Robert H. Smith School of Business undergraduate specialization in management information systems was listed seventh nationally. The College of Business also has been named one of the country's top business schools for entrepreneurs by *Success* magazine.


High tech, engineering, and service industries thrive in proximity to the campus, offering a wide spectrum of internships, work-study opportunities and career choices for students. And, the campus is surrounded by the dynamic cultural opportunities that only a major metropolitan area can provide.


Whether your focus is the sciences or the humanities, a small town atmosphere or a metropolitan feel, the University of Maryland offers a wide range of educational and cultural opportunities.

There truly is no better place to be than the University of Maryland, College Park.



DOWN
TOWN






SO MUCH . . . SO CLOSE!

City lights, history, sparkling waterfronts, monumental landscapes. Jazz, film festivals, marches and demonstrations. Shopping, professional sports, regattas on the Chesapeake Bay. Not just one city, but three. Not just any city, but the nation's capital, a major port city, and the state capital of Maryland.

IT'S ALL HERE BEYOND THE
UNIVERSITY OF MARYLAND CAMPUS.



WASHINGTON, D.C.

ANNAPOLIS

BALTIMORE

WASHINGTON, D.C.

The nation's capital and its major attractions are within 10 miles of Cole Field House. And the highly efficient Metro rail system, with a station at the campus doorstep, makes navigating the greater Washington, D.C., area easy. Campus shuttle buses serve the College Park Metro station, allowing easy access to one of the country's model transportation systems.

BALTIMORE

The 12th largest city in the United States is often referred to as the "Charm City." Located just 35 miles north of the University of Maryland, its rejuvenation as an urban center is unprecedented. The Inner Harbor, its National Aquarium and tall ships, and the nearby Oriole Park at Camden Yards create an exciting, vibrant holiday atmosphere in a city that boasts one of the world's great sea ports.

ANNAPOLIS

The state capital of Maryland lies just 30 miles east of the University of Maryland. Long called the "sailing capital of the United States," Annapolis is located at the mouth of the Severn River on the Chesapeake Bay. The historic downtown area is known for its wonderful eating and shopping opportunities. There are few places in the world that rival the Chesapeake Bay area for its appealing qualities.

CAMPUS NEIGHBORS

- Arlington National Cemetery
- FDR Memorial
- Federal Bureau of Investigation
- Ford's Theatre
- Frederick Douglas Museum
- Jefferson Memorial
- John F. Kennedy Center for the Performing Arts
- Library of Congress
- Lincoln Memorial
- MCI Center
- National Aquarium
- National Archives
- National Gallery of Art
- National Mall
- National Zoo
- Oriole Park at Camden Yards
- Pentagon
- Smithsonian Institution
- Supreme Court of the United States
- Union Station
- U.S. Capitol
- Vietnam Veterans Memorial
- Washington Monument
- Washington National Cathedral
- White House



GAMEDAY AT COLE FIELD HOUSE

Cole Field House has become a loud and boisterous arena filled to capacity since Gary Williams took over as head coach for the 1989-90 season. The

Terrapins boast one of the most active and enthusiastic crowds in the country, which has only helped carry the Maryland program within reach of a national championship.

- Maryland has ranked in the Top 20 among national attendance leaders for four straight seasons. After averaging 13,377 fans and ranking 20th in the country in 1998, the Terps set a school record with a 14,474 average in 1999 while ranking 15th nationally. Last year, Maryland continued to draw capacity numbers at Cole Field House, averaging 14,058 fans and ranking 18th.

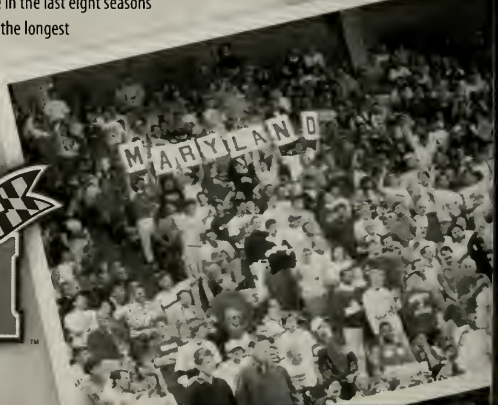

- Last season, the Terps also set a school record and ranked seventh nationally by playing in front of 528,916 fans overall. That figure was up from a No. 10 ranking when the Terps played before a record 503,648 fans in 1999-00. Maryland has eclipsed its own overall record in three straight seasons, and played before at least 400,000 fans in four consecutive seasons.

- Maryland's school-record home attendance average in 1999 included 14 sellouts (all but one regular season game) and 15 games with crowds over 13,500. Maryland played to 99.8 percent capacity for the entire season in the 14,500 seat Cole Field House.

- Maryland has combined to play at over 95 percent capacity at Cole Field House since the 1993-94 season.

- Over 1.5 million people have come to Cole Field House in the last eight seasons (13,744 average in 115 games) as the Terps have forged the longest non-conference home winning streak in the nation (77 games). The Terps have a 99-16 record (86.1 winning percentage) in the last eight seasons at home and were a perfect 16-0 in Cole during the 1994-95 season.

- During Gary Williams' tenure as head coach, the Terps have won at least 10 home games, 11 times in 12 seasons.



TERRAPIN TRADITIONS


EIGHT CONSECUTIVE NCAA TOURNAMENTS • 2001 FINAL FOUR

UNIVERSITY OF MARYLAND TERRAPIN TRADITIONS

Honoring Our Past and Celebrating Our Future



THE GYMNASIUM
1923-1931



RITCHIE COLISEUM
1931-1955



COLE FIELD HOUSE
1955-2002



COMCAST CENTER
2002 -

LIMITED EDITION

This commemorative print by Mary Holliday was commissioned by the Maryland athletics department to reflect the pride and continuing tradition of the Terrapins.

IN THIS SECTION

Maryland Basketball and Arena History	22
Year-By-Year at Cole	24
Cole Field House Highlights	25
Cole Field House By The Numbers	26



TERRAPIN TRADITIONS

Honoring Our Past and Celebrating Our Future

In 2001-02, the University of Maryland celebrates its 47th and final basketball season at venerable Cole Field House. Cole has become a legend, both locally and nationally, and is regarded as one of the landmark basketball arenas in the United States.

Though just as Cole supplanted Ritchie Coliseum as the university's chief venue for indoor sports and other special events in 1955, Cole Field House will give way to the Comcast Center in the fall of 2002.

Maryland has achieved a remarkable sports history throughout most of the 20th century, with All-Americans and championships filling the halls of each of its three previous activities buildings. As Maryland participates in its final season at Cole Field House, traditions are rekindled as the Terps honor their history from the old Gymnasium, to Ritchie, to Cole; and celebrate their future with next year's move to the Comcast Center.

The Gymnasium (1923-31)

Following a Thanksgiving Day fire in 1912 which destroyed several dormitories and campus buildings including its gym, varsity sports teams were without a home facility until "The Gymnasium" was constructed prior to the 1923-24 basketball season. The court inside Annapolis Hall was later known as Ritchie Gymnasium, and was home to Terrapin boxing and basketball competitions for eight seasons, through 1930-31 when the Old Liners were the Southern Conference champions.



Annapolis Hall was the home of the Terps' first All-America basketball player, Louis "Bosey" Berger, whose 19.1-point scoring average in 1931 led the league. The Terps were 10-2 on the Annapolis Hall hardwood in 1931. The Old Liners were unbeaten in 11 games at home in 1928.

Ritchie Coliseum (1931-55)

Dedicated on Jan. 20, 1932 during a varsity basketball game against Navy, Ritchie Coliseum was the original fieldhouse built on the Maryland campus. The 1,500-seat multi-purpose facility housed the Maryland basketball, boxing and wrestling teams during stints prior to its renovation in 1997.



Ritchie was the home to Maryland basketball for 24 seasons from 1931-32 to 1954-55, and helped usher the Terps into the modern era. Former team captain and later coach H. Burton Shipley guided the Terra-

pins for the first 16 seasons at Ritchie, including a 1932 squad which finished 9-1 for a share of the Southern Conference regular season championship. Ritchie was the Terps' first home for action in the Atlantic Coast Conference, which began in 1953-54.

Comcast Center (Fall 2002)

Maryland's new student activities building and home of Maryland Athletics will be complete in fall 2002. The Comcast Center will provide a seating capacity of 17,100 fans for basketball, and will serve as a campus site for university special events and select community events.



A 7,000-square-foot Academic Support Center will provide an enhanced study atmosphere for the school's nearly-700 student-athletes on 25 teams, and an additional 1,500-seat gym will serve as home to the Terps' volleyball, gymnastics and wrestling teams.

The new arena will be an excellent place for alumni and fans to enjoy their favorite sports and share their common Terrapin spirit. Visitors will learn about the men and women who have made Maryland Athletics great as they stroll through the dramatic Terrapin Walk of Fame and History. And the Terrapin Team Store, located just off the soaring three-level atrium lobby, will allow visitors to outfit their pride. Maryland will once again reclaim the status of having the best student activities center and athletics home in the country.

Cole Field House (1955-2002)

Its official name is the "William P. Cole Jr. Student Activities Building." That's the name that can be read on the structure that sits between the tennis courts and the university's student union, on the main thoroughfare of the campus of the University of Maryland, College Park.



Of course, everyone just calls it "Cole." Like Kentucky, where the Wildcats play at "Rupp." Or in Westwood, where UCLA plays at "Pauley."

The building is Cole Field House, even though that description appears nowhere officially. Only in a building like Cole, where history has routinely been made, can one feel the echo of tradition, and experience — even in an empty Cole — the electricity generated by buzzer-beaters and a thousand slam dunks.

Simply put, Cole Field House has played a substantial role in college basketball history:

- Cole remains the nation's only on-campus arena to play host to multiple Final Fours.
- Twice it has hosted the NCAA Final Four (1966 & 1970), and it has been the site for six NCAA regional tournaments. Twice it has hosted the opening rounds of the NCAA Tournament;
- Over the years as the Atlantic Coast Conference has grown in stature as the pre-eminent college basketball conference in the country, Cole has seen its share of memorable games and storied players;

TERPNOTE: Gene Shue's 41 points against Washington & Lee on Feb. 14, 1953 was the Ritchie Coliseum scoring record.



EIGHT CONSECUTIVE NCAA TOURNAMENTS • 2001 FINAL FOUR

- In 1965, Bill Bradley scored 41 points in the NCAA East Region championship game as Princeton topped Providence, 109-69.
- Besides the all-black starting five of Texas Western taking the floor against Kentucky in the national championship game of 1966, Cole was also home to the first black basketball players in the ACC — Maryland's Billy Jones (1966-68) and Pete Johnson (1967-69).

• Upstart Richmond upset No. 2 seed Syracuse in the first round of the 1991 NCAA tournament, 73-69.

• In 1975, Cole was the site of the first women's basketball game ever to be televised, and on Jan. 15, 1992, No. 3 Maryland hosted No. 2 Virginia in a women's basketball shootout before a sellout crowd of 14,500. The game still stands as the ACC attendance mark for a women's game.



A look at Cole when it first opened in 1955.

When college basketball was achieving its most expansive growth, from the late 1950s to the 1970s, there was one gymnasium on the East Coast that sat as many as 12,000 fans. Cole Field House epitomized the new big-time, main-event status of college basketball, the sport of network television and emerging legends.

There was not a bad seat on Dec. 2, 1955 when it was dedicated in a game against Virginia, and there is not a better place to watch a game today.

"It's one of the great places to watch a college basketball game," said current Maryland coach Gary Williams, who ought to know as well as anyone. Williams played at Cole for four years, then coached in a graduate capacity, and now has returned to begin his 13th season as his alma mater's head coach. As a college junior, he attended the 1966 national title game and watched as a fan.

Few buildings share the Cole mystique, and few arenas have proven quite so dangerous — for opposing teams, that is. Since back in the early '70s, when Lefty Driesell got the "Amen" chorus going, top-ranked teams have found Cole Field House a particularly unfriendly place. Driesell served notice that Maryland would prove an ungracious host during his tenure with an upset

of then-No. 1 South Carolina in his second season in College Park. In 1979, the Terps came from behind in the final seconds to knock off top-ranked Notre Dame on national television in another memorable upset. This list goes on and on. UCLA in 1982, Virginia in '83, and Carolina in '95 and again in 1998. All were No. 1 when they arrived at Cole, but were knocked off by the Terrapins and the homecourt advantage the building and the fans afforded them.

Though some of those victories might have been surprises, you could hardly call them flukes. The Terps have posted winning records in 40 of the 46 seasons they've played at Cole, and fans with season tickets have seen the Terps lose more than they've won in College Park only once since the 1969-70 season. Of course, most of those years, the Terps have done far better than just break even in College Park. In seasons under Williams since 1989-90, the Terps have won at least 10 games at home 11 times in his 12 seasons. Thanks to the heroics of All-America center Joe Smith, the Terps went undefeated at home (16-0) during the 1994-95 season, the third time in history that had happened.

Overall, Maryland is 471-151 at Cole, including a 39-5 record at home over the past three seasons.


Appropriately, the Terps opened their 1955-56 season with a victory over

neighboring rival Virginia in the building's dedication game. A crowd of some 9,000 came out to see what kind of field house could be built with \$3.3 million in those days. In the building's early years, capacity was only about 12,000, because there were no seats on the floor, below the railings which ring the court.


Nowadays, capacity is listed as 14,500, although that doesn't include the 96 courtside seats installed before the 1993-94 season. The largest recorded crowd

(15,827) was on hand for the Maryland-North Carolina overtime thriller in 1972. But more than that may have witnessed the Virginia game in March of 1974, which marked the final home game for distinguished seniors Tom McMillen and Len Elmore. Every seat in the place was filled, and thousands more lined the concourse a couple of rows deep or simply sat in the aisles to witness the grand send-off. The fire marshal must have been on vacation. Or maybe he was there at the game.

In the building's four decades, though, the 1966 NCAA championship game, which pitted Kentucky against underdog Texas Western (now Texas El Paso), is probably the most famous. And, the most historically significant. In that game, the upstart Texas team,



The awards presentation following the 1966 championship game when Texas Western defeated Kentucky in a historic game.



After the Terps upset No. 1 North Carolina in 1995, the fans stormed the court.

TERPNOTE: Maryland's 1998-99 season was played before 98 percent capacity (14,455 avg.) at Cole Field House.



EIGHT CONSECUTIVE NCAA TOURNAMENTS • 2001 FINAL FOUR

which featured an all-black starting five, knocked off all-white Kentucky, the New York Yankees of college basketball. The result forced the southern colleges to recruit and sign black players, lest they lose their competitive advantage, and did away with segregation in the sport.

Cole also hosted the 1970 Final Four, which saw UCLA crowned as champion for the fourth year in a row in what would turn out to be a run of seven straight national titles.

Situated on the state's flagship university campus and an important part of the Baltimore-Washington area's sports landscape, the William P. Cole Jr. Student Activities Building — as it formally is known — has also served as the site for the state boys' basketball tournament. It bears distinction as the site of one of the biggest high school games ever played, when DeMatha High School from nearby Hyattsville played host to New York's Power Memorial and Lew Alcindor, now Kareem Abdul-Jabbar.

Back in 1965, Morgan Wooten was gaining national attention for his winning program at DeMatha, just south of the Maryland campus along Route 1. "To be the best," Wooten always said, "you had to beat the best," which is why he scheduled a game against Alcindor's Power Memorial of New York City. After practicing in the week leading up to the game against a defender holding a tennis racquet to approximate Alcindor's wingspan, DeMatha stunned Power with a 46-43 victory. It was the only loss of the future Hall of Famer's high school career.

For a time, Cole served as the site for the Capital Classic high school all-star basketball game each spring, and the Capital Bullets, who later became the Washington Wizards, played their NBA games at Cole while waiting for the completion of the Capital Centre back in the early 1970s.

In its time, Cole Field House has been much more than just



another on-campus college basketball arena, hosting annual graduation ceremonies and other special events, concerts and campus gatherings for nearly a half-century.

- It has been home to Maryland boxing, men's and women's basketball, gymnastics, indoor track, swimming, volleyball and wrestling teams;

- In 1972, the United States and the Peoples Republic of China staged a ping pong match before a packed house at Cole, in what was the first sporting event held between the two nations;

- It has hosted U.S. presidents, and in September 1974, even Elvis;

- NCAA wrestling championships were hosted at Cole in 1960, 1972, 1978, 1987 and 1990;


- The NCAA women's volleyball championship was conducted at Cole in 1990.

It has touched the lives of most anyone on the Maryland campus since 1955. Ask any Terrapin fan or player though, and they'll probably agree, that its role as a basketball showplace is the role it has played best.

COLE CLASSICS!

In cooperation with the Maryland athletics department, local sportswriters John McNamara and David Eflin have published a book entitled "Cole Classics!" which chronicles Maryland basketball's leading men and moments since Cole Field House was opened in 1955.

The book may be purchased for \$14.95 (includes shipping and handling). Phone orders may be placed with American Sports Media at 800-932-4557. Mail orders may be made by sending a check or money order to: 21st Century Online Publishing at P.O. Box 276, Waldorf, Md. 20604.



Year-By-Year At Cole

Season	Won	Lost	Avg. Att
1955-56	9	5	NA
1956-57	8	2	NA
1957-58	10	1	NA
1958-59	7	3	NA
1959-60	8	2	NA
1960-61	9	2	NA
1961-62	4	6	NA
1962-63	5	6	NA
1963-64	5	4	5,833
1964-65	9	3	8,592
1965-66	7	3	9,540
1966-67	5	5	8,249
1967-68	7	3	7,101
1968-69	4	6	6,650
1969-70	10	4	9,900
1970-71	11	4	12,056
1971-72	14	0	13,166
1972-73	12	1	13,294
1973-74	12	1	12,012
1974-75	12	2	13,427
1975-76	13	2	13,110
1976-77	15	4	12,645
1977-78	10	4	12,334
1978-79	12	4	11,196
1979-80	16	0	10,050
1980-81	12	3	12,132
1981-82	13	3	9,830
1982-83	14	3	10,144
1983-84	13	2	11,337
1984-85	14	2	12,458
1985-86	10	5	11,447
1986-87	8	8	8,816
1987-88	8	4	12,127
1988-89	5	9	9,198
1989-90	12	4	11,310
1990-91	11	3	9,620
1991-92	11	5	9,553
1992-93	11	7	11,661
1993-94	16	3	13,644
1994-95	16	0	13,814
1995-96	11	3	13,324
1996-97	11	3	13,059
1997-98	12	2	13,377
1998-99	13	1	14,455
1999-00	15	1	14,148
2000-01	11	3	14,058

46 Years Won 471 Lost 151 Pct. .757



Bud Milikan
(1955-56 to 1966-67)



Frank Fellows
(1967-68 to 1968-69)



Lefty Driesell
(1969-70 to 1985-86)



Bob Wade
(1986-87 to 1988-89)



Gary Williams
(1989-90 to present)



EIGHT CONSECUTIVE NCAA TOURNAMENTS • 2001 FINAL FOUR

COLEFIELD HOUSE

Basketball Highlights

1955

Cole Field House dedicated at a cost of \$3.3 million. Maryland defeats Virginia, 67-55, on Dec. 2 in the first game in the new facility.

1958

Cole is home to the Atlantic Coast Conference champions and Maryland's first NCAA Tournament team.

1966

Cole plays host to the NCAA Final Four. In the semifinals, Kentucky defeats Duke and Texas Western (now Texas-El Paso) defeats Utah. Texas Western then defeats Kentucky in one of the most historic championship games in history.

1970

Cole plays host to the NCAA Final Four for the second time. UCLA defeats Jacksonville for the title as Sidney Wicks outduels Artis Gilmore. It was the fourth of UCLA's seven consecutive NCAA championships.

Player	PTS	REB	AST
MARYLAND	67	25	10
VIRGINIA	55	15	8

The box score and game program from the first game at Cole Field House on Dec. 2, 1955.



Lefty Driesell was the architect of Maryland's great teams of the '70s and '80s.

TERPNOTE:

Midnight Madness has become an annual event nationally and at Maryland, ever since former coach Lefty Driesell created the scheme with his "Midnight Run" on Oct. 15, 1971. The Terps' mile run was conducted under light from automobile headlights, around the Byrd Stadium field.

1971

Maryland defeats No. 2 South Carolina, 31-30, in one of the great "slow-down" games in the history of Cole. Leading only 4-3 at halftime, Maryland needed a lay-up from Jim O'Brien to tie the game with five seconds to go in regulation and an 11-foot jumper from O'Brien to win the game with four seconds remaining in overtime. South Carolina had just one rebound at the end of regulation.

1972

Cole is home to the National Invitation Tournament champions – the Maryland Terrapins.

The Cole Field House single-game attendance record of 15,287 was set as Maryland played host to North Carolina on Feb. 16. Maryland lost 79-77 in an overtime thriller. Maryland averaged 13,166 fans at each home game in 1972, then, the third highest total in school history.

1979

On Super Bowl Sunday, Larry Gibson sank a free throw with one second on the clock to boost the Terps past No. 1 Notre Dame, 67-66, on Jan. 27, 1979. Gibson scored 11 points that day while Ernest Graham scored 28 and Buck Williams grabbed 15 rebounds.

Greg Manning sinks an eight-foot jumper with three seconds remaining in regulation to give Maryland a 70-68 victory over No. 5 Duke on Feb. 17, 1979.

1984

Cole is home to the ACC champion Maryland Terrapins.

1991

In the NCAA Eastern Regional first round, 15th-seeded Richmond defeats No. 2 seed Syracuse, 73-69, in one of the great upsets in NCAA Tournament history. It was only the second time in the history of the tournament that a No. 15 seed had defeated a No. 2 seed.

1992

Maryland defeats No. 10 North Carolina, 82-80, on a last-second tip-in by All-American Walt Williams. Williams put the Terps up 81-80 with 1.3 seconds remaining to lead the Terps past the Tar Heels in Cole for only the second time since the 1982-83 season.

1994

Maryland defeats Virginia on March 5, 70-68, in front of a sellout crowd. Duane Simpkins is perfect from the free throw line (11-11) and Joe Smith scores 20 points and has 11 rebounds. The win clinches a fourth-place tie in the ACC regular season standings and virtually assures the Terps of an NCAA Tournament bid.

1995

Maryland defeats No. 1 North Carolina, 86-73, on Feb. 7, in front of a sellout crowd and a national television audience. Duane Simpkins and Johnny Rhodes score 21 points each and Joe Smith grabs 16 rebounds. The game features the Terps' Smith and North Carolina's Jerry Stackhouse and Rasheed Wallace, all three of whom were selected in the first round of the 1995 NBA Draft.

1998

Maryland defeats No. 1 North Carolina, 89-83 in overtime, as Laron Profit scores 19 points overall and six points during the overtime period. It marks the second time in three years that the Terps beat No. 1 North Carolina in Cole Field House.

1999

Maryland sets a school-record with 28 wins on the season, and the Terps host a record 14,455 fans per game at Cole. Junior sensation Steve Francis is named an All-American before his selection as the second pick in the NBA draft.

2001


Maryland defeats Virginia 102-67 in the final game of the regular season to mark the most lopsided win ever, in the longtime series against its ACC rival. One week later, the Terps advance to their eighth straight NCAA Tournament berth and bring back to College Park the first Final Four banner in school history.



Gary Williams and the Terps brought a Final Four banner to Cole after last year's trip to the Final Four.

In October, Cole is the site of a standing-room only crowd for Midnight Madness, to commemorate the Terps' Final Four run last March and tip off the upcoming season.

TERPNOTE: Cole Field House has been the site of five Maryland upsets over the nation's No. 1-ranked team.





EIGHT CONSECUTIVE NCAA TOURNAMENTS • 2001 FINAL FOUR

COLE FIELD HOUSE BY THE NUMBERS

Attendance Through The Years

Home Games Only				Total Season Games			
Season	Games	Attendance	Avg.	Season	Games	Attendance	Avg.
1963-64	9	52,500	5,833	1963-64	26	132,200	5,084
1964-65	12	103,100	8,592	1964-65	26	185,500	7,135
1965-66	10	95,400	9,540	1965-66	25	221,000	8,840
1966-67	10	82,490	8,249	1966-67	25	164,390	6,576
1967-68	10	70,100	7,101	1967-68	24	144,950	6,040
1968-69	10	66,500	6,650	1968-69	26	152,005	5,746
1969-70	14	138,600	9,900	1969-70	26	221,153	8,506
1970-71	15	180,842	12,056	1970-71	26	273,553	10,521
1971-72	14	184,323	13,166	1971-72	32	352,436	11,014
1972-73	13	172,828	13,294	1972-73	30	340,964	11,365
1973-74	12	144,149	12,012	1973-74	28	301,164	10,756
1974-75	14	187,971	13,427	1974-75	29	314,341	10,839
1975-76	15	196,656	13,110	1975-76	28	343,785	12,278
1976-77	19	240,254	12,645	1976-77	27	325,777	12,066
1977-78	14	172,673	12,334	1977-78	28	305,001	10,893
1978-79	18	201,536	11,196	1978-79	30	316,449	10,548
1979-80	16	160,815	10,050	1979-80	31	317,559	10,242
1980-81	15	196,978	13,132	1980-81	31	398,036	12,840
1981-82	16	157,275	9,830	1981-82	29	286,264	9,871
1982-83	17	172,445	10,144	1982-83	30	308,340	10,278
1983-84	15	170,060	11,337	1983-84	32	353,551	11,048
1984-85	16	199,335	12,458	1984-85	37	393,459	10,634
1985-86	14	160,267	11,447	1985-86	33	335,937	10,180
1986-87	16	130,975	8,186	1986-87	26	241,118	9,274
1987-88	12	145,525	12,127	1987-88	31	355,597	11,471
1988-89	14	128,773	9,198	1988-89	29	276,604	9,538
1989-90	16	164,806	10,300	1989-90	33	306,339	9,293
1990-91	14	137,476	9,820	1990-91	28	267,401	9,550
1991-92	15	143,444	9,563	1991-92	29	323,755	11,164
1992-93	15	175,217	11,681	1992-93	28	321,673	11,488
1993-94	13	177,376	13,644	1993-94	30	360,993	12,033
1994-95	16	221,020	13,814	1994-95	34	437,268	12,861
1995-96	14	186,553	13,324	1995-96	30	399,616	13,321
1996-97	14	182,832	13,059	1996-97	32	388,300	12,134
1997-98	14	187,272	13,377	1997-98	32	446,213	13,944
1998-99	14	202,365	14,455	1998-99	34	473,626	13,930
1999-00	16	226,369	14,148	1999-00	35	503,648	14,390
2000-01	14	196,809	14,058	2000-01	36	528,916	14,692

Attendance records prior to 1963 are incomplete

Cole Field House Milestones

Dedicated:	December 2, 1955
Capacity:	14,500 (Courtside Seats: 96)
First Game:	December 2, 1955
First Win:	December 2, 1955
First Loss:	December 15, 1955
100th Game:	December 18, 1964
200th Game:	January 23, 1973
300th Game:	February 23, 1980
400th Game:	January 10, 1987
500th Game:	December 2, 1993
600th Game:	February 2, 2000
100th Victory:	February 25, 1970
200th Victory:	December 28, 1977
300th Victory:	November 23, 1985
400th Victory:	December 23, 1995

Maryland 67, Virginia 55
Kentucky 62, Maryland 61
Maryland 82, Wake Forest 64
Maryland 100, Long Island 73
Maryland 82, Virginia 71
Virginia 71, Maryland 64
Maryland 89, UMBC 80
Maryland 91, Virginia 79
Maryland 83, West Virginia 76
Maryland 91, Western Kentucky 78
Maryland 84, Northeastern 72
Maryland 104, American 79

NCAA Tournaments At Cole

1962 Eastern Regional

Semifinals: Wake Forest 96, St. Joseph's (Pa.) 85
 Villanova 79, New York Univ. 76
 Championship: Wake Forest 79, Villanova 69
 Third Place: New York Univ. 94, St. Joseph's (Pa.) 85

1963 Eastern Regional

Semifinals: Duke 81, New York Univ. 76
 St. Joseph's (Pa.) 97, West Virginia 88
 Championship: Duke 73, St. Joseph's (Pa.) 69
 Third Place: West Virginia 83, New York Univ. 73

1965 Eastern Regional

Semifinals: Princeton 66, North Carolina 48
 Providence 81, St. Joseph's (Pa.) 73 (OT)
 Championship: Princeton 109, Providence 69
 Third Place: North Carolina 83, St. Joseph's (Pa.) 81

1966 Final Four

National Semifinals: Kentucky 83, Duke 79
 Texas Western 85, Utah 78
 National Championship: Texas Western 85, Kentucky 65
 Third Place: Duke 79, Utah 77

1967 Eastern Regional

Semifinals: North Carolina 78, Princeton 70 (OT)
 Boston College 63, St. John's 62
 Championship: North Carolina 96, Boston College 80
 Third Place: Princeton 78, St. John's 58

1968 First Round

First Round: Davidson 79, St. John's 70
 Columbia 83, La Salle 69

1969 Eastern Regional

Semifinals: North Carolina 79, Duquesne 78
 Davidson 79, St. John's 69
 Championship: North Carolina 87, Davidson 85
 Third Place: Duquesne 75, St. John's 72

1970 Final Four

National Semifinals: Jacksonville 94, St. Bonaventure 83
 UCLA 93, New Mexico State 77
 National Championship: UCLA 80, Jacksonville 69
 Third Place: New Mexico State 79, St. Bonaventure 73

1977 Eastern Regional

Semifinals: Kentucky 93, Virginia Military 78
 North Carolina 79, Notre Dame 77
 Championship: North Carolina 79, Kentucky 72

1991 Eastern Regional

First Round: Oklahoma State 67, New Mexico 54
 NC State 114, Southern Mississippi 85
 Temple 80, Purdue 63
 Richmond 73, Syracuse 69
 Second Round: Oklahoma State 73, NC State 64
 Temple 77, Richmond 64

2001-02 SEASON PREVIEW


EIGHT CONSECUTIVE NCAA TOURNAMENTS • 2001 FINAL FOUR



The Terps return nine letterwinners from the 2000-01 team that advanced to the Final Four.

IN THIS SECTION

2001-02 Roster	28
Squad Breakdown	29
Season Preview	30
Preseason Notebook	33
Preseason Honors	34



EIGHT CONSECUTIVE NCAA TOURNAMENTS • 2001 FINAL FOUR

2001-02 MARYLAND TERRAPINS





2001-02 Alphabetical Roster

No.	Name	Pos.	Ht.	Wt.	Cl.-Exp.	Hometown (High School/Previous School)
4	Earl Badu	G	6-0	160	Sr.-1V	Baltimore, Md. (St. Frances Academy)
35	Lonny Baxter	F/C	6-8	260	Sr.-3V	Silver Spring, Md. (Anacostia/Hargrave Military)
25	Steve Blake	G	6-3	160	Jr.-2V	Miami Lakes, Fla. (Oak Hill (Va.) Academy)
10	Andre Collins	G	5-9	180	Fr.-HS	Crisfield, Md. (Crisfield/Hargrave Military)
3	Juan Dixon	G	6-3	164	Sr.-3V	Baltimore, Md. (Calvert Hall)
21	Mike Grinnon	F	6-6	195	Fr.-HS	Huntington, N.Y. (St. Dominic)
45	Tahj Holden	F	6-10	247	Jr.-2V	Red Bank, N.J. (Red Bank Regional)
5	Calvin McCall	G	6-3	200	Jr.-2V	Orlando, Fla. (Dr. Phillips)
1	Byron Mouton	G/F	6-6	215	Sr.-1V	Rayne, La. (Rayne/Tulane)
12	Drew Nicholas	G	6-3	160	Jr.-2V	Hempstead, N.Y. (Long Island Lutheran)
33	Ryan Randle	F/C	6-9	245	Jr.-JC	Duncanville, Texas (Duncanville/Allegany CC)
54	Chris Wilcox	F/C	6-10	220	So.-1V	Whiteville, N.C. (Enloe)

2001-02 Numerical Roster

No.	Name	Pos.	Ht.	Wt.	Cl.-Exp.	Hometown (High School/Previous School)
1	Byron Mouton	G/F	6-6	215	Sr.-1V	Rayne, La. (Rayne/Tulane)
3	Juan Dixon	G	6-3	164	Sr.-3V	Baltimore, Md. (Calvert Hall)
4	Earl Badu	G	6-0	160	Sr.-1V	Baltimore, Md. (St. Frances Academy)
5	Calvin McCall	G	6-3	200	Jr.-2V	Orlando, Fla. (Dr. Phillips)
10	Andre Collins	G	5-9	180	Fr.-HS	Crisfield, Md. (Crisfield/Hargrave Military)
12	Drew Nicholas	G	6-3	160	Jr.-2V	Hempstead, N.Y. (Long Island Lutheran)
21	Mike Grinnon	F	6-6	195	Fr.-HS	Huntington, N.Y. (St. Dominic)
25	Steve Blake	G	6-3	160	Jr.-2V	Miami Lakes, Fla. (Oak Hill (Va.) Academy)
33	Ryan Randle	F/C	6-9	245	Jr.-JC	Duncanville, Texas (Duncanville/Allegany CC)
35	Lonny Baxter	F/C	6-8	260	Sr.-3V	Silver Spring, Md. (Anacostia/Hargrave Military)
45	Tahj Holden	F	6-10	247	Jr.-2V	Red Bank, N.J. (Red Bank Regional)
54	Chris Wilcox	F/C	6-10	220	So.-1V	Whiteville, N.C. (Enloe)



2001-02 MARYLAND BASKETBALL • 2001-02 SEASON PREVIEW

28

Head Coach: Gary Williams (Maryland '68/13th season)
Assistant Coach: Dave Dickerson (Maryland '89/6th season)
Assistant Coach: Jimmy Patsos (Catholic '89/11th season)
Assistant Coach: Matt Kovarik (Maryland '98/1st season)
Director of Basketball Operations: Troy Wainwright (Maryland '90/6th season)

TERMINOTE: Maryland returns four starters from its 2001 Final Four team: Lonny Baxter, Steve Blake, Juan Dixon and Byron Mouton.



EIGHT CONSECUTIVE NCAA TOURNAMENTS • 2001 FINAL FOUR

SQUAD BREAKDOWN

Players Returning/Lost

Letterwinners Returning (9)

No.	Name	Yr.	Pos.	Ht.	Wt.
4	Earl Badu	Sr.	G	6-0	160
35	Lonny Baxter	Sr.	F/C	6-8	260
25	Steve Blake	Jr.	G	6-3	160
3	Juan Dixon	Sr.	G	6-3	164
45	Tahj Holden	Jr.	F	6-10	247
5	Calvin McCall	Jr.	G	6-3	200
1	Byron Mouton	Sr.	G/F	6-6	215
12	Drew Nicholas	Jr.	G	6-3	160
54	Chris Wilcox	So.	F/C	6-10	220

Letterwinners Lost (4)

No.	Name	Yr.	Pos.	Ht.	Wt.
21	LaRon Cephas	Sr.	F	6-7	217
33	Mike Mardesich	Sr.	C	7-0	244
15	Danny Miller	Jr.	F	6-8	220
44	Terence Morris	Sr.	F	6-9	221

Newcomers (3)

No.	Name	Yr.	Pos.	Ht.	Wt.
10	Andre Collins	Fr.	G	5-9	180
21	Mike Grinnon	Fr.	F	6-6	195
33	Ryan Randle	Jr.	F/C	6-9	245

Terps By Class

Freshmen (2)

No.	Name	Yr.	Pos.	Ht.	Wt.
10	Andre Collins	Fr.	G	5-9	180
21	Mike Grinnon	Fr.	F	6-6	195

Sophomores (1)

No.	Name	Yr.	Pos.	Ht.	Wt.
54	Chris Wilcox	So.	F/C	6-10	220


Juniors (5)

No.	Name	Yr.	Pos.	Ht.	Wt.
25	Steve Blake	Jr.	G	6-3	160
45	Tahj Holden	Jr.	F	6-10	247
5	Calvin McCall	Jr.	G	6-3	200
12	Drew Nicholas	Jr.	G	6-3	160
33	Ryan Randle	Jr.	F/C	6-9	245

Seniors (4)

No.	Name	Yr.	Pos.	Ht.	Wt.
4	Earl Badu	Sr.	G	6-0	160
35	Lonny Baxter	Sr.	F/C	6-8	260
3	Juan Dixon	Sr.	G	6-3	164
1	Byron Mouton	Sr.	G/F	6-6	215

Terps By Height



Terps By State

Florida (2)

25	Steve Blake	Jr.	Miami Lakes, Fla. (Dak Hill (Va.) Academy)
5	Calvin McCall	Jr.	Orlando, Fla. (Dr. Phillips)

Louisiana (1)

1	Byron Mouton	Sr.	Rayne, La. (Rayne/Tulane)
---	--------------	-----	---------------------------

Maryland (4)

4	Earl Badu	Sr.	Baltimore, Md. (St. Frances Academy)
35	Lonny Baxter	Sr.	Silver Spring, Md. (Anacostia/Hargrave Military)
10	Andre Collins	Fr.	Crisfield, Md. (Crisfield/Hargrave Military)
3	Juan Dixon	Sr.	Baltimore, Md. (Calvert Hall)

New Jersey (1)

45	Tahj Holden	Jr.	Red Bank, N.J. (Red Bank Regional)
----	-------------	-----	------------------------------------

New York (2)

21	Mike Grinnon	Fr.	Huntington, N.Y. (St. Dominic)
12	Drew Nicholas	Jr.	Hempstead, N.Y. (Long Island Lutheran)


North Carolina (1)

54	Chris Wilcox	So.	Whiteville, N.C. (Enloe)
----	--------------	-----	--------------------------

Texas (1)

33	Ryan Randle	Jr.	Duncanville, Texas (Duncanville/Allegany CC)
----	-------------	-----	----------------------------------------------

TERP NOTE: All-America performers Lonny Baxter and Juan Dixon both are Maryland natives.





EIGHT CONSECUTIVE NCAA TOURNAMENTS • 2001 FINAL FOUR

SEASONPREVIEW

suffice to say, the 2000-01 University of Maryland men's basketball season was a great one: 25 wins for a third straight season, a trip to the first Final Four in school history, a school-record eighth straight NCAA Tournament appearance and an eighth consecutive upper-division finish in the Atlantic Coast Conference.

Simply stated, Maryland and 13th-year coach **Gary Williams** are poised for another run at the NCAA Final Four and a potential national championship.

The Terrapins ended their 2001 run by winning 10 of their last 12 games, beating top-seeded Stanford for the NCAA West Region title and matching their highest post-season ranking in history, No. 4 by USA Today/ESPN. Momentum, hunger, senior leadership, versatility, balance and a remarkable work ethic by the team's brightest stars have this year's team perched with one, single goal — to win the first national championship in school history.

Said Williams in the months following his school's first Final Four berth and looking ahead to next season, "Yes, I like our team. You never know for sure, but I think we've got the character that will allow us to get back to the Final Four and not affect our preparation for the upcoming season."

Looming is a highly-anticipated 2002 sequel which features four returning starters, and seven of the team's top nine scorers. The Terps boast what will widely be considered the most exciting backcourt in the country, paired with what last season was called the deepest and most balanced frontcourt in the nation.

"To be able to have Chris Wilcox, Tajj Holden, and Drew Nicholas — who were key players in our drive to the Final Four last year — certainly gives us depth, with experience, that is important early in the year," said Williams. "The good thing about the newer players, and watching how they fit into things, is that there is no immediate need for our new guys to play great right away. The pressure is for them to get to a place where they can contribute to the team, but there is no demand like there was on a Steve Blake to come in and start when he was a freshman. It is good for our program that we are in that situation this year."

The Terps seem to possess every ingredient necessary for another run late into March. But what might set Maryland apart from most teams with similar components is the work ethic and fearless style of play typified by its most glowing stars.

Together, Maryland's inside-outside tandem of **Lonny Baxter** and **Juan Dixon** may form the most hard-working and best thunder and lightning combo in the country: Baxter, the agile 6-8, 260-pound center who bruises opponents to the tune of 15.6 points and 7.9 rebounds per game; and Dixon, whose expert timing and quickness on both ends of the floor have produced record numbers in points and steals.

Neither was touted by analysts as a prep All-American or future pro when they were evaluated by Terrapin coaches three years ago out of local high schools. However, both have now earned All-America billing and have pro careers in their futures.

Baxter was the Most Outstanding Player at last year's NCAA West Regional while dismantling Georgetown and Stanford



All-America Candidate Juan Dixon

with a combined 50 points and 20 rebounds in those two games. [Who said those teams were more physical than the Terps?] Dixon, a 3-point shooter and slasher, scored double figures in all but two games last season and had steals in all but one, en route to third team All-America honors. Baxter plays with thunderous authority around the basket; Dixon dazzles with lightning-quick speed all over the floor. Both are rated among the best at their positions.

Guard

Analysts profess each season that championships are won by teams with the best point guards. That, too, places Maryland among the elite, with one of the nation's most productive yet unheralded point guards guiding the Maryland attack. Already a two-year starter, junior **Steve Blake** enters his third college season well on his way to the Terrapin career record for assists, and within reach of the top assist-makers in ACC and NCAA his-

tory (Hurley, Corcianni, Cota are 1-2-3 on both lists). With two college seasons to play, Blake is on target to become just the fourth player ever to record 1,000 assists. Enough said.

Quick, daring, crafty and steadily getting stronger, Blake has shown a knack for rising to the occasion. His best games last season were at Duke (11 assists, 11 points) and against Duke in the ACC Tournament (11 assists, eight rebounds). A late 3-pointer against the Blue Devils tied the score with 8.1 seconds remaining in the ACC semifinal. He repeatedly lifted the Terps with timely second-half scoring, including all 10 of his points in a pivotal road win at Wake Forest; and 10 straight points in the waning minutes of a narrow non-league win at Penn.

What's more, Blake improved his scoring average throughout a sophomore season which culminated with averages of 6.9 points and an ACC-leading 6.9 assists. He became the first Terrapin since John Lucas to lead the ACC in assists, and his 9.4-point average throughout the NCAA Tournament was third on the team.



EIGHT CONSECUTIVE NCAA TOURNAMENTS • 2001 FINAL FOUR

If it is Blake that makes the Terps go, it is returning senior and All-American **Juan Dixon** that makes them go higher and faster. And quicker. And longer.

Since his entry into the Maryland starting lineup two years ago as a sophomore, Dixon has wowed his critics, fans and college basketball experts with his multitude of talents and constantly fearless play. He has led the Terps with an 18-point scoring average in each of the past two seasons and this year could become the only Maryland player besides Lucas ever to earn three consecutive first team All-ACC citations.

The explosive-scoring two guard has exceeded 30 points on five occasions in the last two years, and has routinely netted 20 or more.

College basketball analysts from across the country have tabbed Dixon as one of the most lethal scoring threats in the country. Difficult to defend and constantly challenging his opponents, Dixon scores with an array of 3-pointers, slashing jumpers and penetration moves against bigger defenders. Also a deft passer and a scrappy cutter without the ball, Dixon is an all-time threat to produce scoring in one fashion or another.

Oh, yeah, and he's the Terps' best perimeter defender, also. With each of his first team All-ACC honors the past two years, Dixon has also racked ACC All-Defense honors as the league's leader in steals. Gifted with exceptional endurance and characterized by his relentless effort, Dixon attacks on both ends of the court like few others in the college game.


In Dixon and Blake, few schools can boast such an all-around one-two punch on the perimeter. Maryland, though, is unlike most other schools in the nation. Backing both players is a third-year star who might start at most schools — junior **Drew Nicholas**.

Nicholas was one of the Terps' unsung heroes during their run to the Final Four last season. A 6-3 guard whose natural skills place him most comfortably in a perimeter scoring role, Nicholas was asked by Maryland coaches to sharpen his skills as a ballhandler and learn the task of backing Blake at the point. With the addition of 6-6 shooting guard and swingman **Byron Mouton** to the lineup last season, Nicholas' successful transition allowed Williams the flexibility to operate a four-guard rotation during which the Terrapins never missed a beat.

Similar to Dixon in his 3-point shooting prowess and the ability to score off the drive, Nicholas frequently was Maryland's first or second player off the bench, aiding Blake and then spelling either Dixon or Mouton. The lanky performer averaged 6.6 points and 2.4 assists while averaging over 16 minutes per game last season. He has not missed a game during his first two college seasons, and he already is climbing among the school's 3-point leaders as he enters his junior campaign.

And then there is freshman **Andre Collins**, the rookie of the Terps' guard rotation in 2001-02 who is hoped will provide additional quickness and a second pure point guard. The 5-9 fireball boasted 15.6 points and eight assists per game at Hargrave Military Academy while helping his club to a 27-1 record. In his final two seasons at Crisfield (Md.) High School, Collins averaged 29 and 30 points as a junior and senior, respectively.

Completing the Terrapins' backcourt contingent are returners **Earl Badu** and **Calvin McCall**, both who saw limited action in 2001.



Forward

Versatility and the ability to create matchup problems may be the Terrapins' strong suit when it comes to its forward slots. Yes, Terence Morris has moved onto the NBA, but the Terps' stable of forwards returns ready to duplicate its depth of last season.

Returning as a starter at one forward is Mouton, whose flair for the dramatic might be his most visible trait. But beyond his animation on the floor, the senior provides Maryland with an athletic, explosive scorer who slashes opposite Dixon and rebounds well on the offensive glass. Mouton shot a remarkable 50 percent from the floor last season, with most of his scoring coming on an array of leaning, off-balance jumpers. Two years after transferring from Tulane, Mouton bulled his way into the Terps' starting lineup after four games last season, and earned all-tournament honors at the BB&T Classic in his first two starts.


Nicholas is versatile enough to play the 1, 2 or 3 spots on the floor, and freshman **Mike Grinnon** is expected to ease into

his role as a perimeter shooting specialist. Both can fill shooting roles from the "3" position in a small lineup, and spell Mouton during stretches, but it is at the power position where Maryland is most versatile.

Junior **Tahj Holden** and sophomore **Chris Wilcox**, both 6-10 and athletic, will roam the interior alongside **Lonny Baxter** and JC transfer **Ryan Randle** to again give Maryland four athletic big men to patrol the paint. Both Holden and Wilcox can play the post, as well, and given varying lineups, any two or three of the big-man quartet may be on the floor at the same time.

Holden is the most experienced of the power forwards, and joined Baxter and Dixon during summer 2001 while playing with Team USA at the World University Games. Holden also is a productive 3-point shooter, shooting nearly 50 percent out of 44 attempts over the last two seasons, making him a viable scoring threat both inside and out. After missing nine games to injury last season, Holden returned to action in mid-January and

TERPNOTE: Depth was a major factor in the Terps' success in 2000-01, with significant contributions coming from Tahj Holden, Drew Nicholas and Chris Wilcox.





EIGHT CONSECUTIVE NCAA TOURNAMENTS • 2001 FINAL FOUR

immediately commanded a physical presence, prompting Williams' postgame comment, "He certainly makes us a little more nasty out there, doesn't he?"

Holden scored in double figures in four games last season — 14 at home against Duke, 10 against the Devils in the ACC semifinals, 10 in the Sweet Sixteen against Georgetown and 14 against Stanford in the West Region final. What's more, his career rebounding high (7) also came against Duke. He played his highest quality minutes in Maryland's biggest games.

Wilcox could be the most physically-gifted player on the Terrapins' roster. As a freshman, he averaged 8.6 minutes per game as he blended with a deep interior lineup, and frequently excited Cole Field House audiences with spectacular dunks. The task for Wilcox in 2001-02 is to more sharply hone his skills at both ends of the floor, while earning increased minutes and working in and out of the lineup with Holden, or in the post.

Center

In the post, Baxter is a difficult load to contain, on either end of the floor. Unheralded out of high school and undersized by most standards as a prototype center, he has steadily earned his position among the nation's best with a blue-collar, workmanlike approach.

Against NCAA Tournament competition, Baxter has posted double-double efforts in five of his last seven games. He became the first player in Maryland history to earn merit as the MVP of an NCAA regional by mastering the supposedly "bigger and stronger" front lines of Georgetown and Stanford. He bulled his way to All-ACC honors for a second straight season in 2001, and looks to join Dixon as a three-time All-ACC recipient.

Though thickly muscled and obviously physical, the big man possesses remarkably quick feet and still is able to maneuver past most larger opponents, scoring most of his points with an assortment of offensive moves under and around most taller defenders.

Last season, Baxter was backed either by departed senior Mike Mardesich, or Holden or Wilcox. Holden and Wilcox both remain in a rotation at the "5" position, but Randle, built very similar to Baxter, will share the assignment.

Randle led Duncanville (Texas) High School to a state championship before attending Allegany CC the last two seasons, and last year helped the Trojans to a runner-up finish at the National Junior College Championships. He was an all-conference pick and, at 6-9, can also shoot from outside, lending still more flexibility to Williams' lineup choices.

Season & Schedule

In the course of one season, very little has changed for the Terrapins. And yes, a lot has changed depending on one's perspective. Maryland returns almost its entire lineup intact from last year's national title contender, thus expecting the same shot at a title run in 2002.

Preseason expectations were lofty last season also, with a No. 5 AP preseason ranking, but oh, what a trip to the Final Four will do for credibility.

Where last season the Terps were bidding to earn national respect by moving past the Sweet Sixteen, which had been a roadblock in each of their last seven NCAA appearances, this year Maryland knows that it will be the target of every other hopeful, aim-



All-America Candidate Lonny Baxter

ing to knock off one of the previous season's final four.

"When you do get to the Final Four," said Williams, "you are setting yourself up because every team you play the next year wants to beat a Final Four team. We have been in that role the past couple of seasons in our league. There is extra motivation to play Maryland this year, so we have to make sure we understand that. On the other side of the coin, we are returning four starters that are very important players to us, which will give us an edge, especially early in the season by playing teams that lost more players. We have to take advantage of that edge."

Maryland tips off the regular season as part of the Coaches vs. Cancer IKON Classic at Madison Square Garden, pitting itself against Arizona, Florida and Temple, all national contenders themselves.

The schedule will get no easier for Maryland, which has annually seen its schedule ranked among the country's toughest. Though the Terps boast the nation's longest non-conference homecourt win streak at 77 games, it will be tested early with a

Nov. 27 date against defending Big Ten champ Illinois. One week later, the Terps co-host the annual BB&T Classic including George Washington, first round foe Princeton and Connecticut.

By the time the dust settles after the opening month of play, Maryland could well have faced four Top 20 teams. And that's before traveling to Oklahoma in mid-December and reaching a challenging ACC schedule, which last year featured weekly Top 20 contests with five schools nationally ranked all season.

Maryland's history continues into the 2001-02 season, as it rides the momentum of one of its most prosperous stretches ever. The Gary Williams Era has produced more wins in the last five years than in any similar span of Terrapin history. The Terps boast a glorious past and are riding a glorious present. With the completion of its new Comcast Center arena just one season away and with continued hopes of returning to the Final Four, Maryland has visions of nothing but a glorious future.

TERPNOTE: Maryland defends the nation's longest non-league homecourt win streak this season. The streak is at 77 games entering 2001-02.



EIGHT CONSECUTIVE NCAA TOURNAMENTS • 2001 FINAL FOUR

PRESEASONNOTEBOOK

Entering The Season — The Terrapins enter the 2001-02 campaign a consensus Top 5 pick by national preview publications ... One outlet, *CollegeInsider.com*, has picked Maryland as the No. 1 team in the country ... The vast majority of publications pick Maryland as the No. 2, No. 3 or No. 4 team in preseason polls ... Returning starters Lonny Baxter, Juan Dixon and Steve Blake all have been selected among the top competitors at their respective positions in preview publications ... Baxter and Dixon have each been selected for the second straight season as preseason nominees for the Wooden and Naismith national player of the year awards ...

USA Basketball Recap — Lonny Baxter and Juan Dixon both starred for USA Basketball in August at the 2001 World University Games ... they led the U.S. to a bronze medal, after falling to China in the semifinal round ... Dixon led the club in points and steals, averaging 19.3 points and 3.0 steals per game ... Dixon's 24 steals broke Allen Iverson's USA WUGs previous record of 20, in 1995 ... Dixon led the U.S. with 24.3 minutes per game and shot 17-of-19 from the foul stripe ... his five 3FGs in the bronze medal game vs. Germany also set a U.S. single-game mark ... Baxter was the team's leading rebounder with 6.3 per game, and he led the squad with a 69.8 percent shooting clip from the field ... He was second to Dixon in the scoring column with 15.0 points per game, including a game-high 27 in the team's opening game against Iran ...

ESPN College Sports Century — ESPN Classic is presenting a new sports feature series in 2001-02, focusing on college athletes ... Twenty (20) features are being produced including a story on the Terps' Juan Dixon ... the Dixon feature as part of ESPN College Sports Century is scheduled to air in January ...



Coach of the Year — When *Playboy* Magazine unveils its 2001-02 preseason All-America Team in November, it will announce Maryland coach Gary Williams as its selection as the 2001 National Coach of the Year ... It marks the fourth time that Williams has been recognized as at least a finalist for various national coach of the year awards ...

Terps' Best Era — Gary Williams and the 2001 Terrapins have established the current era as the best in Maryland history ... The Terps' 78 wins since the 1999 campaign (28-6, 25-10, 25-10) is the best three-year stretch in history ... Maryland has won 99 games from 1998 to 2001 (21-11, 28-6, 25-10, 25-10) to establish the best four-year stretch in history ...

With the West Region championship win over Stanford, the Terps established the best five-year stretch in Maryland history, winning 120 games since 1997 (21-11, 21-11, 28-6, 25-10, 25-10) ...

TERPNOTE: Juan Dixon is on pace to challenge Maryland career records for points and 3-pointers, and the ACC all-time mark for steals.

Consistency And Excellence — Maryland is the only school in the nation that has achieved each of the following: [1] appeared in each of the last eight NCAA Tournaments, [2] advanced to at least five Sweet 16s during that span, and [3] won at least 25 games over each of the past three seasons ...

25 Wins In Three, 20 Wins In Five — For the first time in Maryland history, the Terrapins have won at least 25 games in three consecutive seasons ... the three-year streak is matched by just five other schools in the country (Duke, Michigan State, Stanford, Cincinnati and Gonzaga) ... The Terps also have won at least 20 games in five straight seasons, matching the best previous run in school history, from 1972-76 ...

Consecutive Appearances And Sweet Sixteens — Maryland is one of just nine schools to earn bids in each of the last eight NCAA Tournaments (Arizona, Cincinnati, Indiana, Kansas, Kentucky, Maryland, North Carolina, Temple and UCLA) ... The Terps are also one of just seven schools to reach the Sweet Sixteen five times since 1994 (Arizona, Connecticut, Duke, Kansas, Kentucky, Maryland, UCLA) ...

Williams Is One Of Four — Maryland coach Gary Williams is one of just four coaches who not only boast an active streak of eight consecutive NCAA Tournaments, but who also have advanced to at least five Sweet Sixteen appearances during those five years ... The others are Lute Olson, Tubby Smith and Roy Williams ... Olson, Smith and Gary Williams are the only three to reach the Final Four during that period ...

Williams And Winningest Milestones — Gary Williams is 13-8 in NCAA Tournament games while at Maryland, surpassing Lefty Driesell as the winningest in Maryland history ... Overall, Williams is one win from tying his own Maryland coach, Bud Millikan, as the second-winningest coach in Terp history ... Millikan retired following the 1967 season with 243 wins ... Williams currently boasts 242 wins in 12 years at Maryland ... Williams is also one win from earning the 450th of his 24-year head coaching career ... Williams also is just one ACC victory from becoming the 10th ACC coach in history, and just the second from Maryland, to reach 100 regular season conference wins ... Counting ACC regular season wins, Williams is on target for 2002 to pass such ACC coaching legends as Norm Sloan (103) and Vic Bubas (106) ... He enters the 2001-02 season as the eighth-winningest coach in ACC history, overall ...

Nation's Longest Streak — Maryland owns the nation's longest non-conference homecourt win streak which spans 77 games and more than 11 years ... The Terps' last non-league home defeat was Dec. 12, 1989 vs. Coppin State ... The streak began on Dec. 30, 1989 against Alcorn State ... The Terps' most recent win in the streak was a 68-60 win over No. 15 Oklahoma on Feb. 24 of last season ... The streak will be tested early again in 2001-02, with a Nov. 27 date looming with Illinois as part of the ACC/Big Ten Challenge ...


Dixon Three-Timer And Theft Leader — Senior guard Juan Dixon can become the first Terrapin since John Lucas to earn first team All-ACC citations in three consecutive seasons ... Lucas won the award in 1974, 1975, 1976 ... He also can match Lucas by becoming the only other player to lead Maryland in scoring in three consecutive seasons ... Dixon also can become the third player in league history to lead the circuit in steals in three straight seasons, matching Wake Forest's Tyrone Bogues and NC State's Chris Corchiani ... Dixon has led the league with 2.7 and 2.6 steals as a sophomore and junior, respectively ... Dixon helped Maryland become the first school ever to boast the ACC steals leader in four straight seasons ... Overall, Maryland has claimed the ACC steals leader in seven of the last eight years ... Dixon enters his final year at ninth in ACC history, 103 steals shy of Maryland and league record-holder Johnny Rhodes' 344 ...

Blake's Assists — Speaking of the first time since Lucas, junior point guard Steve Blake led the ACC in assists last season to become the first Maryland player to do so since Lucas ... Blake, meanwhile, is on pace to challenge the ACC's and the NCAA's best assist-makers of all-time ... With 465 assists through two seasons and a school-record 248 in 2001, Blake is on pace to move among the top five in ACC history, and perhaps just the fourth to reach 1,000 for a career ... The only other three to reach 1,000, Duke's Bobby Hurley, NC State's Corchiani and North Carolina's Ed Cota, currently 1-2-3 in the NCAA record book, also ... Blake needs just 185 assists to surpass Keith Gatlin as the Maryland career assists leader ... Blake is on pace to challenge distinction as the first player in Div. I history to boast 1,000 points and 1,000 assists ...



Baxter, Elmore And 1,500/1,000 — Lonny Baxter enters his senior season with 710 career rebounds, currently 13th on the Terps' all-time list ... With 308 and 286 in his past two seasons, he has his sights set on becoming the only Maryland player besides Len Elmore to eclipse 1,000 rebounds in a career ... He should also become the first Terrapin ever to eclipse 1,500 points and 1,000 rebounds ... He capped his junior season by earning the first NCAA Regional MVP honor in Maryland history ...

Player Miscellany — Juan Dixon can surpass graduated co-captain Mike Mardesich with the most games and victories in a Maryland career ... He needs 33 games and 22 wins to set new records ... Dixon begins 2001-02 13th on the Terps' career scoring chart, followed by Baxter in 19th ... Maryland begins the 2001-02 season with three 1,000-point scorers on the roster: Dixon (1,534), Baxter (1,325) and Byron Mouton (1,072) ... It is the first time that a Maryland team has ever begun the season with that claim ... The Terps also could place three players over 100 career 3-point FGS this season, with Dixon already at 147 and within reach of the school record, Steve Blake at 74 and Drew Nicholas at 65 ...





EIGHT CONSECUTIVE NCAA TOURNAMENTS • 2001 FINAL FOUR

PRESEASON HONORS

Terps One of Nation's Top Preseason Favorites

Among 12 preseason polls surveyed through Oct. 15, Maryland is a consensus Top 5 selection, earning a No. 1 selection by *Collegelsider.com*.

A listing follows: *Collegelsider.com* (1), *Dick Vitale's College Basketball* (2), *ESPN.com* (2), *ACC Basketball Handbook* (3), *Basketball News* (3), *FOXSports.com* (3), *Lindy's* (3), *The Sporting News* (3), *Blue Ribbon College Basketball* (4), *Street & Smith's* (4), *Athlan Sports* (Great Eight), *SLAM Magazine* (7).

Maryland's backcourt, led by returning starters **Steve Blake** and **Juan Dixon**, was rated the second-best in the country by *Lindy's College Basketball* and No. 3 by *The Sporting News*.

The Terps' frontcourt, led by senior **Lonny Baxter**, was chosen No. 9 by *Lindy's* and No. 10 by *The Sporting News*.

Lonny Baxter, Sr., F/C

Naismith and Wooden Award Player of the Year candidate

First Team All-American, *Basketball News*

First Team All-American, *Dick Vitale's*

All-American, *Collegelsider.com*

Third Team All-American, *Street & Smith's*

Honorable Mention All-American, *Athlan Sports*

No. 1 center in nation, *Basketball News*

No. 2 center in nation, *Lindy's*

No. 4 center in nation, *CBS Sportsline*

No. 6 center in the nation, *The Sporting News*

First Team All-ACC, *ACC Basketball Handbook*

First Team All-ACC, *Athlan Sports*

First Team All-ACC, *Basketball News*

First Team All-ACC, *Lindy's*

First Team All-ACC, *Street & Smith's*

Juan Dixon, Sr., G

Naismith and Wooden Award Player of the Year candidate

No. 1 shooting guard in nation, *CBS Sportsline*

No. 2 shooting guard in nation, *Lindy's*

No. 3 shooting guard in nation, *Basketball News*

No. 3 shooting guard in nation, *The Sporting News*

All-American, *Collegelsider.com*

Second Team All-American, *Athlan Sports*

Second Team All-American, *Dick Vitale's*

Third Team All-American, *Basketball News*

Third Team All-American, *Street & Smith's*

ACC's Best Defender, *Athlan Sports*

ACC's Best Defender, *Lindy's*

First Team All-ACC, *ACC Basketball Handbook*

First Team All-ACC, *Basketball News*

First Team All-ACC, *Athlan Sports*

First Team All-ACC, *Lindy's*

First Team All-ACC, *Street & Smith's*

Byron Mouton, Sr., F

Honorable Mention All-ACC, *ACC Basketball Handbook*

Steve Blake, Jr., G

No. 12 point guard in nation, *CBS Sportsline*

No. 12 point guard in nation, *The Sporting News*

No. 15 point guard in nation, *Basketball News*

No. 20 point guard in nation, *Lindy's*

ACC's Best Playmaker, *The Sporting News*

Second Team All-ACC, *Basketball News*

Third Team All-ACC, *ACC Basketball Handbook*

Third Team All-ACC, *Athlan Sports*

Third Team All-ACC, *Lindy's*

Tahj Holden, Jr., F



No. 15 power forward in nation, *The Sporting News*

No. 18 power forward in nation, *CBS Sportsline*

Honorable Mention All-ACC, *ACC Basketball Handbook*

Chris Wilcox, So., F

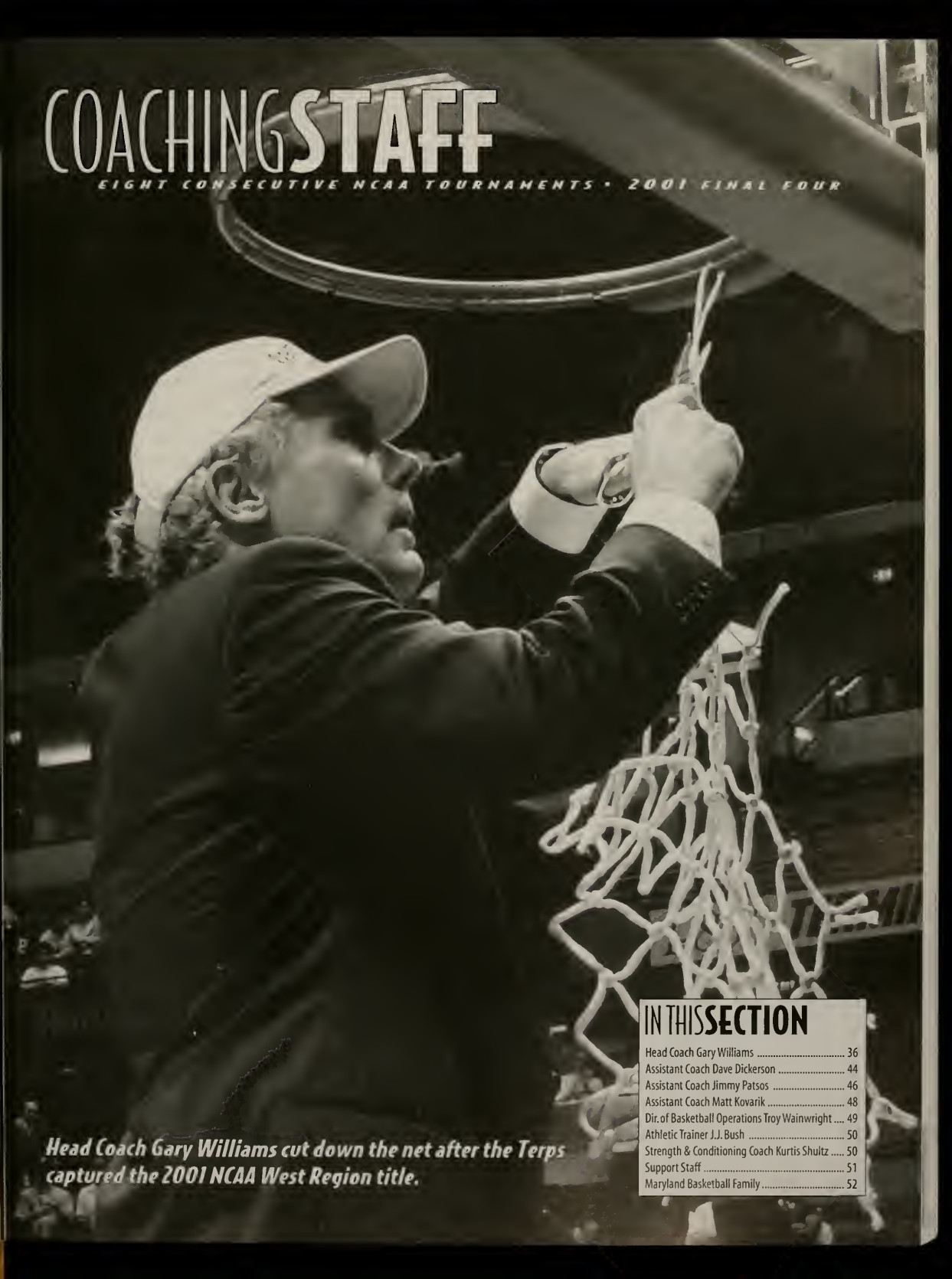
Honorable Mention All-ACC, *ACC Basketball Handbook*



TERPNOTE: Baxter and Dixon both have been ranked as the best players in the country at their respective positions.

COACHING STAFF

EIGHT CONSECUTIVE NCAA TOURNAMENTS • 2001 FINAL FOUR

A black and white photograph of Head Coach Gary Williams, wearing a white baseball cap and a dark jacket, cutting down the basketball net. He is looking up at the net with a focused expression. The background is dark, suggesting an indoor arena.

Head Coach Gary Williams cut down the net after the Terps captured the 2001 NCAA West Region title.

IN THIS SECTION

Head Coach Gary Williams	36
Assistant Coach Dave Dickerson	44
Assistant Coach Jimmy Patsos	46
Assistant Coach Matt Kovanik	48
Dir. of Basketball Operations Troy Wainwright	49
Athletic Trainer J.J. Bush	50
Strength & Conditioning Coach Kurtis Shultz	50
Support Staff	51
Maryland Basketball Family	52



EIGHT CONSECUTIVE NCAA TOURNAMENTS • 2001 FINAL FOUR



GARY WILLIAMS

**Head Coach
(Maryland '68)**

**13th Year at Maryland (242-139, .635)
24th Year Overall (449-267, .627)**



Gary Williams

A four-time National Coach of the Year finalist and the eighth-winningest coach in Atlantic Coast Conference history, Gary Williams (Maryland '68) is entering his 13th season as head coach of his alma mater. He has transformed the Maryland program into one of the nation's most formidable, and has built a following that has consistently resulted in sellout crowds at Cole Field House. Last season's trip to the Final Four and a No. 4 postseason ranking catapulted Williams & Co. to the finest finish in school history.

For Williams, the accomplishments of 2000-01 were particularly sweet for the coach whose roots with the program extend to his playing days of the late 1960s, and whose earliest seasons as head coach were tormented by NCAA sanctions he inherited. The Final Four architect is himself a Maryland alum, who found glory for a program whose history is filled with a literal plethora of some of the most prominent names in college basketball annals: Shue, Lucas, Elmore, McMillen, Albert King, Bias, Buck Williams and Walt Williams.

Last March, Williams became just the sixth coach since 1980 to direct his alma mater to the Final Four.

National Prominence

The rise of the Maryland program has run parallel with Williams' ascent among the most notable in the collegiate coaching fraternity. Williams is one of only seven coaches to boast a string of eight consecutive trips to the NCAA Tournament. He is one of just six to reach the NCAA's Sweet Sixteen in five of the last eight years. He joins Lute Olson, Tubby Smith and Roy Williams as the only coaches on both lists. Olson, Smith and Gary Williams are the only coaches among that quartet to claim a trip to the Final Four during that span.

Similarly, he joins just four coaches — Mike Krzyzewski, Tom Izzo, Mike Montgomery and Bob Huggins — who have led their programs to 25 or more wins in each of the past three seasons.

As the Maryland coach, Williams has produced more than 20 wins in six of his last seven seasons, five consecutive. Williams is the 27th-winningest active coach in America with 449 wins.

Williams, 242-139 at Maryland, boasts a 449-267 overall record which includes four years at American (1979-82), four at Boston College (1983-86) and three at Ohio State

(1987-89). In 23 seasons as a Division I head coach, Williams has coached in 11 NCAA Tournaments and guided seven different teams to the NCAA Sweet 16. One of 26 coaches ever to take three different schools to the NCAA Tournament, Williams has guided teams to the NIT or NCAA Tournament at each of his four coaching stops.

He is the only coach in America to direct programs in each of the ACC, Big Ten and Big East conferences. During Williams' combined 19 years in those three conferences, the national champion has come from his league seven times (ACC — 4 of 12; Big East — 2 of 4; Big Ten — 1 of 3).

During his run of eight straight NCAA tournaments at Maryland, he has forged his way to becoming the winningest NCAA Tournament coach in Maryland history with 13 wins and eight losses. He boasts a 17-11 record overall, and has carried Maryland to the Sweet Sixteen in three of the past four years.

Williams is one of six 400-win coaches who now engineer the programs at their respective alma maters (Jerry Tarkanian, Fresno State; Lou Henson, New Mexico State; Eddie Sutton, Oklahoma State; Jim Boeheim, Syracuse; Gale Catlett, West Virginia). Since 1980, only Boeheim, Sutton, Lou Carnesecca (St. John's), Guy Lewis (Houston) and Richard Williams (Mississippi State) have joined the Maryland mentor in guiding their respective alma maters as far as the national semifinals.

Terp Alum

A former Terrapins point guard, Williams was a starter under coach Bud Millikan during the 1965, 1966 and 1967 seasons. He was the team captain as a senior and still lists one of his most memorable basketball moments as his experience as a spectator at the 1966 national championship game conducted at Maryland's legendary Cole Field House, between Texas Western and Kentucky.

The former student-athlete is also noted as one of just eight former ACC basketball players ever to return to the league as a head coach. Williams notched his 400th career win with a season-opening victory over San Francisco on Nov. 17, 1999, and recorded his 200th victory at Maryland during a 72-66 win over No. 23 Kentucky one month later. Williams, 99-89 in ACC league contests entering the 2001-02 season, is expected to become the 10th coach overall and just the second from Maryland (Lefty Driesell) ever to reach 100 wins in the league.



TERP NOTE: Gary Williams is the sixth coach since 1980 to guide his alma mater to the Final Four.



EIGHT CONSECUTIVE NCAA TOURNAMENTS • 2001 FINAL FOUR

Williams Era

Inducted into the University of Maryland Hall of Fame in 1999, Williams has placed his alma mater's program back among the top of the storied Atlantic Coast Conference. The Terps have become synonymous with Duke and North Carolina among the league's most dominant programs, and nationally have become a fixture among weekly polls — 36 consecutive appearances in the AP top 20 to enter the 2001-02 campaign and career-best beginning (No. 5, AP) and ending (No. 4, USA Today/ESPN) rankings during the Terps' Final Four run last season.

Under Williams' tutelage, Maryland has achieved a school-record eight consecutive NCAA Tournament appearances while boasting acclaim as one of just nine schools in the country to do so. The Terrapins are one of just six schools in the country to boast at least 25 victories in each of the past three seasons, and the Terps' 78 wins in the last three years are bettered by only seven programs.

Another coveted story during the Williams Era at Maryland is obviously a courted home court win streak over non-conference foes which now spans more than 11 years — 77 games in all as the Terps enter the 2001-02 campaign.

The decade of the 1990's was certainly a decade of resurgence for the Maryland basketball team. Since 1990, the Terps have soared to a level of national prominence unmatched during the first century of the program. Included among the many superior accomplishments during the Williams Era are: the school-record eight straight NCAA Tournament appearances (1994-01), a trip to the 2001 national semifinals, five Sweet 16 appearances, eight consecutive upper division finishes in the ACC including runner-up distinction in 1999 and 2000, a school-record 28 victories during the 1998-99 season, four NBA lottery picks, one national Player of the Year and one ACC Player of the Year.

Added for good measure are a NBA Co-Rookie of the Year in Steve Francis (2000), and a preseason top five ranking for the second time in three seasons. The result is a program and a coach who have reached icon status.

Williams has cemented his legacy as one of America's greatest recruiters and college coaches — a statement backed not just by last season's Final Four appearance or 19 winning records in 23 seasons, but by 23 NBA draft choices and the numerous former assistant coaches who now guide their own programs. Williams has guided seven first-round selections and five NBA lottery picks.

Williams' past three seasons have brought Maryland from contention in the Atlantic Coast Conference, to contention for a national championship.

Four years after tying for his first ACC regular season championship in 1995, Williams led Maryland to a school-record 28 victories and a school-record 13 ACC victories during the 1998-99 season. The Terps finished the season ranked No. 5 by the Associated Press — then the highest final ranking since the 1974-75 season and only the third time in school history that the program had earned a top five final national ranking. During the season, Maryland was ranked in the top five for a near-school record 14 weeks and peaked at No. 2 as it won its first 10 games of the season. Maryland's No. 2 seed in the NCAA Tournament was tied for the highest tournament seed in school history. Only four schools won more games than the Terps during the 1998-99 season.

A year later, in a 1999-00 season that may have been one of Williams' greatest coaching accomplishments ever, he guided a

WILLIAMSFILE

Year-By-Year Head Coaching Record

Year	School	Overall / Conf.	Pastseason Participation
1978-79	American	14-13 / 7-4 (4th)	
1979-80	American	13-14 / 5-6 (5th)	
1980-81	American	24-6 / 11-0 (1st)	NIT First Round (0-1)
1981-82	American	21-9 / 8-3 (3rd)	NIT First Round (0-1)
1982-83	Boston Coll.	25-7 / 12-4 (11st)	NCAA West Region Semifinals (1-1)
1983-84	Boston Coll.	18-12 / 8-8 (4th)	NIT Second Round (1-1)
1984-85	Boston Coll.	20-11 / 7-9 (6th)	NCAA Midwest Region Semifinals (2-1)
1985-86	Boston Coll.	13-15 / 4-12 (7th)	
1986-87	Ohio State	20-13 / 9-9 (6th)	NCAA Southeast Region Second Round (1-1)
1987-88	Ohio State	20-13 / 9-9 (6th)	NIT Finalist (4-1)
1988-89	Ohio State	19-15 / 6-12 (8th)	NIT Quarterfinals (2-1)
1989-90	Maryland	19-14 / 6-8 (15th)	NIT Second Round (1-1)
1990-91	Maryland	16-12 / 5-9 (7th)	
1991-92	Maryland	14-15 / 5-11 (8th)	
1992-93	Maryland	12-16 / 2-14 (8th)	
1993-94	Maryland	18-12 / 8-8 (T4th)	NCAA Midwest Region Semifinals (2-1)
1994-95	Maryland	26-8 / 12-4 (T1st)	NCAA West Region Semifinals (2-1)
1995-96	Maryland	17-13 / 8-8 (T4th)	NCAA West Region First Round (0-1)
1996-97	Maryland	21-11 / 9-7 (T4th)	NCAA Southeast Region First Round (0-1)
1997-98	Maryland	21-11 / 10-6 (3rd)	NCAA West Region Semifinals (2-1)
1998-99	Maryland	28-6 / 13-3 (2nd)	NCAA South Region Semifinals (2-1)
1999-00	Maryland	25-10 / 11-5 (2nd)	NCAA Midwest Region Second Round (1-1)
2000-01	Maryland	25-11 / 10-6 (3rd)	NCAA Final Four, West Region Champions (4-1)
4 Years	American	72-42 (.632) / 31-13 (.705)	NIT — 0-2
4 Years	Boston Coll.	76-45 (.628) / 31-33 (.484)	NCAA — 3-2, NIT — 1-1
3 Years	Ohio State	59-41 (.590) / 24-30 (.444)	NCAA — 1-1, NIT — 6-2
12 Years	Maryland	242-139 (.635) / 99-89 (.527)	NCAA — 13-8, NIT — 1-1
23 Years	Overall	449-267 (.627) / 185-164 (.527)	NCAA — 17-11, NIT — 8-6

Coaching Honors

- National Coach of the Year, 2001 (*Playboy*)
- Atlantic Coast Conference Coach of the Year, 2000 (*College Hoops Illustrated*)
- Atlantic Coast Conference Coach of the Year, 1998 (*ACC Athlete Magazine*)
- Naismith National Coach of the Year Finalist, 1995, 1997
- U.S. Olympic Team Selection Committee, 1988
- Eastern Coach of the Year, 1983
- Seaboard Region Coach of the Year, 1997
- National Coach of the Year, Second Runner-Up, 1983
- District Coach of the Year, 1981

International Experience

- Six-game, nine-day tour of France with Maryland basketball team in August of 1994
- Six-game, nine-day tour of Germany with ACC All-Star Team in July of 1990
- Eight-game, 12-day tour of Yugoslavia with Big East All-Star Team in July of 1984

Playing Experience


- 1964-67, University of Maryland, basketball letterwinner
- 1961-64, Collingswood High School, lettered four years in basketball and baseball

Playing Honors

- Maryland team captain, 1967
- Maryland field goal percentage record (1,000, 8-8) vs. South Carolina, 12-10-66
- Member 1965 Sugar Bowl Tournament championship team
- Member 1966 Charlotte Invitational Tournament championship team

Personal

Education: University of Maryland, 1968, B.S. in business; Collingswood (N.J.) High School, 1964
Date of Birth: March 4, 1945 in Collingswood, N.J.
Family: Daughter: Kristin, Son-in-law: Geoff, Grandson: David Geoffrey (born Nov. 15, 1999)



TERPNOTE: Gary Williams has not coached in a multiple overtime game since Jan. 13, 1979 while coaching at American University.





EIGHT CONSECUTIVE NCAA TOURNAMENTS • 2001 FINAL FOUR



Williams' daughter Kristin, grandson David and son-in-law Geoff.

"rebuilding" Terrapin team to 25 wins, a second straight second-place finish in the ACC and its first trip to the conference tournament final since 1984. All with a freshman point guard, three first-year starters and only one senior (a non-starter) following the loss of three players to the NBA draft.

Last season, of course, the Terrapins began the season with a lofty No. 5 ranking by the Associated Press and finished with the No. 4 spot by USA Today/ESPN. In between polls, the Terps butted heads within a rugged conference which included five nationally ranked teams, but found their stride late in the year to win 10 of their last 12 games. Of those 10, a record seven nationally-ranked foes fell in the Terps' path to the Final Four, with their only losses coming to eventual NCAA and ACC champion Duke. Local rival Georgetown was dispatched in the Sweet Sixteen, and an 87-73 win over No. 2-ranked and top-seeded Stanford earned Maryland its first NCAA regional title.

Three times, Williams has been voted as a national coach of the year finalist, including his naming in 2001 as the Coach of the Year by *Playboy*. In 1998, *ACC Athlete Magazine* voted him as the ACC Coach of the Year. He received the same honor from *College Hoops Illustrated* in 2000. He was honored as the district coach-of-the-year in 1981 and in 1983 he was named as the Eastern Coach of the Year. Following Maryland's 1997 season, when the Terps advanced to the NCAA Tournament and finished with a 9-7 record in the ACC, he was named as the Seaboard Region Coach of the Year by Eastern Basketball.

Williams is the only head coach in school history to guide the Terps to nine postseason tournament appearances within his first 12 seasons. He is also one of two coaches in school history to direct his first two teams to winning records and to a regular season conference championship during his first six years at the helm.

Williams was hired on June 13, 1989. He inherited a team that had won only nine games the year before and finished in last place in the ACC. Williams displayed his coaching abilities immediately. The Terps won 19 games and advanced to the second round of the National Invitation Tournament, making Williams the first coach in school history to lead a team into the postseason in his first year. In addition, Maryland's 10-game im-

provement in the win column during Williams' first season was the largest in school history and second largest in the annals of the ACC by a first-year coach. Only the legendary Press Maravich, who improved NC State's winning ledger by 13 games in his inaugural season (1965), can boast a higher first-year improvement in the win column.

A 1968 graduate of Maryland, Williams lettered as the Terps' starting point guard from 1964-67 under head coach Bud Millikan. He served as team captain during his senior season. It was as a player in the ACC that Williams developed his basketball philosophy. He studied the game under Millikan, and it was then that he developed his penchant for the full-court pressure defenses for which his teams are now known. He learned his half-court man-to-man defense from Millikan, who learned from the legendary Hank Iba. The fast-breaking offense that Williams' teams employ is similar to the style Vic Bubas' Duke teams used when Williams was a player.

Path To College Park

Williams began his coaching career as a graduate student at Maryland under a future boss, Tom Davis. Williams was Davis'

assistant coach for the Maryland freshman team during the 1969 season. The team finished with a 12-4 record.

After earning a degree in business, he continued his coaching career as an assistant at Woodrow Wilson High School in Camden, N.J. After one year, he took over as the head coach and guided his first team to a perfect 27-0 record and the state title. Williams has called that season "the ultimate — there wasn't another game to win." Upon winning the NCAA West Region championship in 2001, he fondly recalled his championship at Camden as the "only other time I've ever got to cut down a net."

Williams spent one more year at Wilson before accepting an invitation from Davis in 1972 to become an assistant at Lafayette College. While an assistant at Lafayette, Williams also served as the head soccer coach. In 1978, Williams accompanied Davis to Boston College. After one year there, Williams became the head coach at American University.

Williams immediately began making his mark. His 1981 squad set the still-standing school record for victories with a 24-6 mark, won the East Coast Conference championship, and played in the NIT. Williams was named the district coach of the year. American returned to postseason play the next season as the Williams-led Eagles went 21-9 and played in the NIT for the second consecutive year. Only once prior to Williams' arrival had AU attended a postseason tournament, and the Eagles have not returned since. Williams' four-year record at AU was 72-42.

In 1983, Williams succeeded Davis at Boston College. He was once again an instant success, posting a 25-7 record and leading the Eagles to the regular season championship of the Big East in his first season. Making his first appearance in the NCAA Tournament, Williams directed the Eagles to the Sweet 16. He finished third in the balloting for national coach of the year, and was honored as the Eastern Coach of the Year by his peers. He went on to duplicate that NCAA Tournament success again in 1985, leading B.C. back to the Sweet 16.

In 1987, Williams accepted the head coaching job at Ohio State, becoming the 10th basketball coach in that school's illustrious history. He succeeded Eldon Miller and once again enjoyed success. In three years, the Buckeyes made three postseason appearances. His first squad defeated then-No. 1 and unbeaten Iowa (coached by Tom Davis) in the regular season, in what would be the first of many giant-killings. Each of Williams' three Ohio State teams advanced to postseason play, and he laid the groundwork for the highly successful teams that followed when he left Columbus for College Park.

WILLIAMS FLASHBACK

Check out Gary Williams' player profile as a senior team captain from the 1966-67 Maryland men's basketball media guide.

GARY WILLIAMS — No. 14

GARY WILLIAMS, 6-0, 170, 21, Senior, College Park, N.J. "Maryland's best floor man who can work the ball down the floor quicker than any of his mates." "can hit the open man a fierce competitor with a heart as big as his chest"



Williams' Playing Statistics At Maryland

Year	GP	FG-FGA	FG%	FT-FTA	FT%	Rebounds	Points
1964-65	26	33-87	.379	25-50	.500	80-3.1	91-3.5
1965-66	23	23-61	.377	20-42	.476	74-3.2	66-2.9
1966-67	25	71-134	.530	31-49	.633	82-3.3	173-6.9
Career	74	127-282	.450	76-141	.539	236-3.2	330-4.5

TERP NOTE: As a Maryland student-athlete, Williams was a spectator at the historic 1966 national championship game between Kentucky and Texas Western, played at Cole Field House.



EIGHT CONSECUTIVE NCAA TOURNAMENTS • 2001 FINAL FOUR



Gary Williams being congratulated by Maryland President Dr. C.D. "Dan" Hoge.



Williams shares a laugh with ESPN's Dick Vitale and Digger Phelps on the SportsCenter set at the 2001 Final Four in Minneapolis.

WILLIAMS NUMBERS

Williams' Milestone Victories

Victory #	Opponent, Score	Head Coach at
No. 1	Catholic, 83-68	American
No. 50	Drexel, 62-60	American
No. 100	New Hampshire, 97-64	Boston College
No. 150	Bowling Green, 89-52	Ohio State
No. 200	Northwestern, 100-89	Ohio State
No. 250	#10 North Carolina, 82-80	Maryland
No. 300	at NC State, 84-67	Maryland
No. 350	#13 Clemson, 76-61	Maryland
No. 400	San Francisco, 71-61	Maryland

ACC Coaching Victories (All Games)

1.	Dean Smith, North Carolina	879
2.	Mike Krzyzewski, Duke	533
3.	Bobby Cremins, Georgia Tech	354
4.	Charles "Lefty" Driesell, Maryland	348
5.	Terry Holland, Virginia	326
6.	Norman Sloan, NC State	266
7.	Frank McGuire, UNC & USC	264
8.	Gary Williams, Maryland	242
9.	Dave Odom, Wake Forest	240
10.	Carl Tacy, Wake Forest	222

ACC Coaching Victories (ACC Games)

1.	Dean Smith, North Carolina	364
2.	Mike Krzyzewski, Duke	202
3.	Frank McGuire, UNC & USC	142
4.	Bobby Cremins, Georgia Tech	134
5.	Charles "Lefty" Driesell, Maryland	122
6.	Terry Holland, Virginia	111
7.	Vic Bubas, Duke	106
8.	Norman Sloan, NC State	103
9.	Dave Odom, Wake Forest	101
10.	Gary Williams, Maryland	99
11.	Bud Millikan, Maryland	98

Current Consecutive

NCAA Appearances	Year	Record
1.	Lute Olson, Arizona	17
2.	John Chaney, Temple	12
	Roy Williams, Kansas	12
4.	Bob Huggins, Cincinnati	10
5.	Gary Williams, Maryland	8
	Kelvin Sampson, Wash. State & Oklahoma	8
	Tubby Smith, Tulsa, Georgia, Kentucky	8
8.	Mike Montgomery, Stanford	6

Sweet Sixteen Appearances Since 1994

1.	Tubby Smith, Tulsa, Georgia, Kentucky	6
2.	Gary Williams, Maryland	5
	Jim Calhoun, Connecticut	5
	Mike Krzyzewski, Duke	5
	Lute Olson, Arizona	5
	Roy Williams, Kansas	5
7.	Jim Boeheim, Syracuse	4
	Tom Izzo, Michigan State	4
	Gene Keady, Purdue	4
	Steve Lavin, UCLA	4

Coaches Guiding Their Alma Mater To The Final Four Since 1980

1.	Jim Boeheim, Syracuse	1987, 1996
	Lou Carnesecca, St. John's	1985
	Guy Lewis, Houston	1982, 1983, 1984
	Eddie Sutton, Oklahoma State	1995
	Gary Williams, Maryland	2001
	Richard Williams, Mississippi State	1996

Turnaround Under Williams

Last 7 Years	Overall	ACC
1994-95	26-8 (.765)	12-4 (.750)
1995-96	17-13 (.567)	8-8 (.500)
1996-97	21-11 (.656)	9-7 (.563)
1997-98	21-11 (.656)	10-6 (.625)
1998-99	28-6 (.824)	13-3 (.813)
1999-00	25-10 (.714)	11-5 (.688)
2000-01	25-11 (.694)	10-6 (.625)
Totals	163-70 (.700)	73-39 (.652)

First 5 Years	Overall	ACC
1989-90	19-14 (.576)	6-8 (.429)
1990-91	16-12 (.571)	5-9 (.357)
1991-92	14-15 (.482)	5-11 (.313)
1992-93	12-16 (.429)	2-14 (.125)
1993-94	18-12 (.600)	8-8 (.500)
Totals	79-69 (.534)	26-50 (.342)

Williams vs. ACC (includes all games)

School	Last 5 Years	Last 7 Years
Clemson	7-3	11-4
Duke	3-10	6-12
Florida State	10-2	13-3
Georgia Tech	9-2	11-5
North Carolina	5-7	7-10
NC State	10-2	14-2
Virginia	7-3	10-4
Wake Forest	7-4	8-7
Totals	58-33	80-47
	.637	.630

Williams' Top Seasons

Most Victories	Season	W	L	Pct.	School
1998-99	28	6	.824	Maryland	
1994-95	26	8	.765	Maryland	
1982-83	25	7	.781	Boston College	
1999-00	25	10	.714	Maryland	
2000-01	25	11	.694	Maryland	
1980-81	24	6	.800	American	
1981-82	21	9	.700	American	

Winning Percentage

Season	W	L	Pct.	School
1998-99	28	6	.824	Maryland
1980-81	24	6	.800	American
1982-83	25	7	.781	Boston College
1994-95	26	8	.765	Maryland
1999-00	25	10	.714	Maryland
1981-82	21	9	.700	American


In The Sagarin Power Rankings (Since 1995)

Year	Schedule Rank	Team Rank
1995	19	8
1996	16	28
1997	15	11
1998	1	11
1999	22	5
2000	21	24
2001	12	6

Williams In The Postseason

Event	GP	W	L	Pct.	Last Game
NCAA	28	17	11	.607	2000-01
NIT	14	8	6	.571	1989-90
ACC	21	10	11	.476	2000-01
BIG EAST	6	2	4	.333	1985-86
East Coast	7	3	4	.429	1981-82
Totals	76	40	36	.526	2000-01

TERPNOTE: Williams' first ACC win in 2001-02 will make him the 10th coach in league history, and just the second from Maryland, to win 100 ACC regular season games.






EIGHT CONSECUTIVE NCAA TOURNAMENTS • 2001 FINAL FOUR



Williams with his daughter, 10, after he was inducted into the Maryland Hall of Fame.



Williams and Joe Smith helped honor Cal Ripken Jr. on the night of Ripken's 2,131 consecutive games.



Williams being interviewed by ESPN's Brad Daugherty at the ACC Tournament.

WILLIAMS INFLUENCE

Former Assistants In Charge



Randy Ayers



Rick Barnes



Paul Brazeau



Jim Cleamons



Fran Dunphy

Randy Ayers

Assistant to Williams for three years at Ohio State. Head coach at Ohio State for eight years. Currently an assistant coach with the Philadelphia 76ers of the NBA.

Rick Barnes

Assistant to Williams at Ohio State. Has been the head coach at George Mason, Providence and Clemson. Currently the head coach at Texas.

Paul Brazeau

Assistant to Williams for one year at Boston College and three years at Ohio State. Former head coach at Hartford.

Jim Cleamons

Assistant to Williams at Ohio State and a former head coach at Youngstown State. Currently an assistant with the Los Angeles Lakers, former head coach of the Dallas Mavericks and assistant with the Chicago Bulls.

Fran Dunphy

Assistant to Williams at American University. Currently the head coach at the University of Pennsylvania.

Fran Fraschilla

Assistant to Williams for two years at Ohio State. Has been the head coach at Manhattan College and St. John's. Currently the head coach at New Mexico.

Billy Hahn

Assistant to Williams for 12 years at Maryland. Formerly the head coach at Ohio U., and named last spring as the head coach at LaSalle.

Chris Knoche

Assistant to Williams for two years at American. Has been the head coach at American. Currently the Terps' radio color analyst.

Art Perry

Assistant to Williams for six years at Maryland. Former head coach at American and Delaware State.

Ed Tapscott

Assistant to Williams at American who also served as the head coach at AU. Former Vice President of the New York Knicks.

NBA First Round Draft Picks Under Williams



Steve Francis

1999 • No. 2 overall (L)
* Maryland/Vancouver Grizzlies



Keith Booth

1997 • No. 28 overall
* Maryland/Chicago Bulls



Joe Smith

1995 • No. 1 overall (L)
* Maryland/Golden St. Warriors



Jim Jackson

1992 • No. 5 overall (L)
* Ohio State/
Dallas Mavericks



Walt Williams

1992 • No. 7 overall (L)
Maryland/
Sacramento Kings



Jerrod Mustaf

1990 • No. 17 overall
Maryland/
New York Knicks



Dennis Hopson

1987 • No. 3 overall (L)
Ohio State/
New Jersey Nets



Fran Fraschilla



Billy Hahn



Chris Knoche



Art Perry



Ed Tapscott

L - Lottery selection; * - recruited by Williams

NOTE: Duke and Georgetown are the only schools that Williams has faced more than once in NCAA Tournament competition.



EIGHT CONSECUTIVE NCAA TOURNAMENTS • 2001 FINAL FOUR



Gary Williams and Boomer Esiason have worked together to fight the battle against Cystic Fibrosis.



Williams and Esiason present a check to the Cystic Fibrosis Foundation with journalist Frank Deford directing the ceremony.

WILLIAMS CHARITY WORK

Coaches vs. Cancer

Of the many charities with which Gary Williams has been involved, one that has been special to the longtime coach is the Coaches vs. Cancer Three-Point Attack. Since 1996, Gary Williams has served on the Coaches Council, a 15-member board that serves as the governing body for Coaches vs. Cancer.

The program is a partnership between the National Association of Basketball Coaches (NABC) and the American Cancer Society. The coaches participating in this program are dedicated to fighting cancer through increased support for research, patient services, and prevention education.

Coaches vs. Cancer utilizes a Three-Point Attack that combines pledges from fans with their teams' three-point baskets made throughout the season.



Maryland will take part in the 2001 Coaches vs. Cancer IKON Classic, at Madison Square Garden in early November.



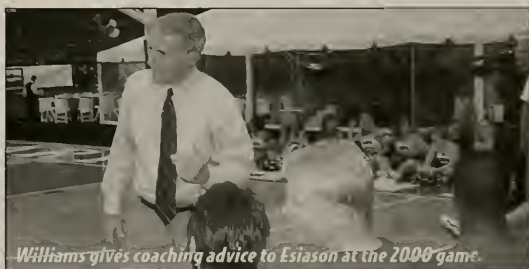
Jimmy Patsos, Brian Cavanaugh, Williams and Troy... at the 2001 Gary Williams Golf Outing.

Cystic Fibrosis Foundation

In 1999 and 2000, Coach Williams hosted a charity basketball game at Cole Field House to benefit the Cystic Fibrosis Foundation.

Williams' CFF basketball game has included former Maryland basketball star Len Elmore, Tom McMillen, Duane Simpkins and Buck Williams. Other participants have included former Maryland football player and NFL quarterback Boomer Esiason, Maryland track All-American and NFL receiver Renaldo Nehemiah, former Redskins Jeff Bostic and Charles Mann, former Washington Bullets stars Phil Chenier and Kevin Grevey, former Dallas Cowboy Calvin Hill, tennis star Pam Shriver, Maryland legislators Thomas "Mike" Miller and Steny Hoyer, nationally-renowned sports columnists John Feinstein and Frank Deford, Terrapin play-by-play voices Johnny Holliday and Chris Knoche, and "Meet The Press" host Tim Russert.

The inaugural event occurred on April 27, 1999. The second event took place on May 4, 2000 with Williams and Feinstein as opposing coaches. A golf outing was conducted in summer 2001.



Williams gives coaching advice to Esiason at the 2000 game.




Williams with participants at the 2000 benefit game for the Cystic Fibrosis Foundation.

TEKNOTE: New coaching opponents for Williams during the 2001-02 regular season are Detroit and Manmouth.




EIGHT CONSECUTIVE NCAA TOURNAMENTS • 2001 FINAL FOUR



Williams shows off his golf skills at his annual summer outing.



Williams addresses the fans in Cole Field House and on radio after each home game.



Williams is always willing to accommodate fans with autographs.

WILLIAMS VS. OPPONENTS


Opponent	Career	Home	at UM	Home	at OSU	at BC	at AU	First	Lost
Air Force	1-0	0-0						1979-80 (AU)	
Akron	1-0	0-0			1-0			1988-89 (OSU)	
Alabama	0-1	0-0				0-1		1978-79 (AU)	
Alcorn State	1-0	1-0	1-0	1-0				1980-91 (UM)	
American	6-0	6-0	6-0	6-0				1990-91 (UM)	1996-97 (UM)
Arizona	0-2	0-0	0-1			0-1		1985-86 (BC)	1997-98 (UM)
NCAA Tournament: 0-1 (198 UM, 79-87)									
Arizona State	0-1	0-0	0-1					1994-95 (UM)	
Arkansas	0-1	0-0			0-1			1986-87 (OSU)	
Army	1-0	0-0	1-0					1989-90 (UM)	
Auburn	0-1	0-0				0-1		1985-86 (BC)	
Augusta	1-0	1-0	1-0	1-0				1989-90 (UM)	
AU-Puerto Rico	1-0	0-0	1-0					1998-99 (UM)	
Ball State	1-0	0-0			1-0			1987-88 (OSU)	
Baltimore	2-0	1-0				2-0		1978-79 (AU)	1979-80 (AU)
Bentley	1-0	1-0				1-0		1982-83 (BC)	
Boston College	0-1	0-0	0-1					1990-91 (UM)	
Boston University	1-1	1-0	1-1	1-0				1989-90 (UM)	1990-91 (UM)
Bowling Green	1-0	1-0			1-0			1986-87 (OSU)	
Bradley	0-1	0-0				0-1		1981-82 (AU)	
Brown	3-0	1-0				3-0		1982-83 (BC)	1984-85 (BC)
Bucknell	4-2	3-1	1-0	1-0	1-0	2-2		1978-79 (AU)	1994-95 (UM)
California	1-0	0-0	1-0					1996-97 (UM)	
Catholic	4-0	2-0				4-0		1978-79 (AU)	1981-82 (AU)
Central Florida	1-0	0-0				1-0		1978-79 (AU)	
Central Michigan	1-0	1-0			1-0			1987-88 (OSU)	
Chaminade	1-0	0-0	1-0					1994-95 (UM)	
Chicago State	2-0	2-0	2-0	2-0				1996-97 (UM)	2000-01 (UM)
Cincinnati	1-0	0-0	1-0					1994-95 (UM)	
Clemson	15-11	9-3	15-11	9-3				1989-90 (UM)	2000-01 (UM)
Cleveland State	1-0	0-0			1-0			1987-88 (OSU)	
Coastal Carolina	1-0	1-0	1-0	1-0				1999-00 (UM)	
Colgate	1-0	1-0	1-0	1-0				1994-95 (UM)	
Coll. Of Charleston	0-1	0-0	0-1					1996-97 (UM)	
NCAA Tournament: 0-1 (197 UM, 66-75)									
Colorado State	1-0	0-0			1-0			1987-88 (OSU)	
Columbia	1-0	0-0				1-0		1982-83 (BC)	
Connecticut	6-5	3-1	0-2		0-1	6-2		1982-83 (BC)	1994-95 (UM)
NCAA Tournament: 0-1 (195 UM, 89-99)									
Coppin State	0-1	0-1	0-1	0-1				1989-90 (UM)	
Cornell	1-0	1-0	1-0	1-0				1993-94 (UM)	
Creighton	1-0	0-0	1-0					1998-99 (UM)	
NCAA Tournament: 1-0 (199 UM, 75-63)									
Dayton	1-3	0-1	0-1		1-2			1986-87 (OSU)	2000-01 (UM)
Delaware	4-0	2-0				4-0		1978-79 (AU)	1981-82 (AU)
Delaware State	2-0	2-0	2-0	2-0				1989-90 (UM)	1995-96 (UM)
DePaul	2-0	0-0	1-0					1988-89 (OSU)	1998-99 (UM)
Drexel	4-3	3-1					4-3	1978-79 (AU)	1981-82 (AU)
Duke	7-24	2-10	6-24	2-10		1-0		1984-85 (BC)	2000-01 (UM)
NCAA Tournament: 1-1 (85 BC, 74-73); (101 UM, 84-95)									
Duquesne	1-0	1-0	1-0	1-0				1998-99 (UM)	
E. Tennessee State	1-0	0-0	1-0					1989-90 (UM)	

Opponent	Career	Home	at UM	Home	at OSU	at BC	at AU	First	Lost
Evansville	0-1	0-0	0-1					1991-92 (UM)	
Fairfield	1-0	1-0				1-0		1982-83 (BC)	
Fairleigh Dickinson	2-0	2-0	2-0	2-0				1997-98 (UM)	1999-00 (UM)
Florida	2-2	1-0			2-2			1986-87 (OSU)	1988-89 (OSU)
Florida International	2-0	2-0	1-0	1-0	1-0			1986-87 (OSU)	1997-98 (UM)
Florida State	17-6	7-3	17-6	7-3				1991-92 (UM)	2000-01 (UM)
George Mason	3-0	1-0	3-0	1-0				1989-90 (UM)	2000-01 (UM)
NCAA Tournament: 1-0 (101 UM, 83-80)									
George Washington	5-4	0-1	3-2					1978-79 (AU)	2000-01 (UM)
Georgetown	3-12	1-5	2-0		0-1	1-7	0-4	1978-79 (AU)	2000-01 (UM)
NCAA Tournament: 1-1 (87 OSU, 79-82); (101 UM, 76-66)									
Georgia	0-1	0-0	0-1					1996-97 (UM)	
Georgia State	1-0	0-0	1-0					2000-01 (UM)	
NCAA Tournament: 1-0 (101 UM, 79-60)									
Georgia Tech	13-13	8-4	13-13	8-4				1989-90 (UM)	2000-01 (UM)
Gettysburg	2-0	0-0				2-0		1979-80 (AU)	1980-81 (AU)
Gonzaga	1-0	0-0	1-0					1994-95 (UM)	
NCAA Tournament: 1-0 (195 UM, 87-63)									
Hartford	1-0	1-0				1-0		1984-85 (BC)	
Harvard	2-0	1-0				2-0		1980-81 (AU)	1981-82 (AU)
Hawaii	1-0	0-0	1-0					1996-97 (UM)	
Hofstra	6-1	3-0	2-0	1-0			4-1	1978-79 (AU)	1988-89 (UM)
Holy Cross	4-0	2-0				4-0		1982-83 (BC)	1985-86 (BC)
Howard	4-0	4-0	3-0	3-0	1-0			1986-87 (OSU)	1996-97 (UM)
Illinois	3-6	1-2	2-1		1-5			1986-87 (OSU)	2000-01 (UM)
NCAA Tournament: 1-0 (198 UM, 67-61)									
Indiana	0-7	0-3			0-6	0-1		1983-84 (BC)	1988-89 (OSU)
Iona	1-0	0-0	1-0					1999-00 (UM)	
NCAA Tournament: 1-0 (100 UM, 74-59)									
Iowa	4-3	2-1	1-0		3-3			1986-87 (OSU)	1999-00 (UM)
Iowa State	1-0	0-0				1-0		1983-84 (BC)	
Jacksonville	2-1	1-0	1-1	1-0	1-0			1986-87 (OSU)	1990-91 (UM)
James Madison	0-1	0-0				0-1		1979-80 (AU)	
Kansas	2-0	0-0	1-0		1-0			1986-87 (OSU)	1997-98 (UM)
Kent State	1-0	1-0			1-0			1988-89 (OSU)	
Kentucky	2-3	1-0	1-3	1-0	1-0			1986-87 (OSU)	1999-00 (UM)
NCAA Tournament: 1-0 (87 OSU, 91-77)									
Lafayette	6-1	4-1	2-0	2-0	1-0	3-1		1978-79 (AU)	1996-97 (UM)
LaSalle	4-2	2-1	2-0	1-0		2-2		1978-79 (AU)	1994-95 (UM)
Lehigh	4-1	3-0				4-1		1978-79 (AU)	1981-82 (AU)
Long Beach State	1-0	0-0			1-0			1987-88 (OSU)	
Louisville	3-1	1-0	2-1	1-0	1-0			1988-89 (OSU)	2000-01 (UM)
Loyola-Md.	2-0	2-0	2-0	2-0				1993-94 (UM)	1994-95 (UM)
Maine	2-0	1-0				2-0		1983-84 (BC)	1985-86 (BC)
Maryland	0-2	0-0			0-1	0-1		1980-81 (AU)	1983-84 (BC)
Massachusetts	2-4	1-0	2-4	1-0				1989-90 (UM)	1996-97 (UM)
NCAA Tournament: 1-0 (94 UM, 95-87)									
Md.-Baltimore Co.	11-0	11-0	10-0	10-0	1-0			1987-88 (OSU)	2000-01 (UM)
Md.-Eastern Shore	4-0	4-0	4-0	4-0				1991-92 (UM)	2000-01 (UM)
Memphis State	0-1	0-0				0-1		1984-85 (BC)	
NCAA Tournament: 0-1 (85 BC, 57-59)									

NOTE: Williams is the winningest NCAA Tournament coach in Maryland history (13-8).



EIGHT CONSECUTIVE NCAA TOURNAMENTS • 2001 FINAL FOUR



Gary Williams has been a requisite chat guest on ESPN.com during the last three years.




Gary Williams has been a guest on ESPN's 'The Road to #1' tournament preview show at the ESPN Zone restaurant in Baltimore.

Opponent	Career	Home	at UM	Home	at OSU	at BC	at AU	First	Last
Michigan	3-5	2-1	1-1		2-4			1986-87 (OSU)	2000-01 (UM)
NCAA Tournament: 0-1 ('94 UM, 71-78)									
Michigan State	4-3	2-1			3-3	1-0		1984-85 (BC)	1988-89 (OSU)
Minnesota	4-2	2-1			4-2			1986-87 (OSU)	1988-89 (OSU)
Missouri	1-1	1-0	1-1	1-0				1995-96 (UM)	1997-98 (UM)
Missouri-St. Louis	1-0	1-0			1-0			1987-88 (OSU)	
Morgan State	3-0	3-0		3-0	3-0			1992-93 (UM)	1994-95 (UM)
Mount St. Mary's	2-0	2-0	2-0	2-0				1991-92 (UM)	1997-98 (UM)
Navy	2-4	2-0				2-4		1978-79 (AU)	1981-82 (AU)
NC State	21-6	12-0	21-6	12-0				1989-90 (UM)	2000-01 (UM)
Nebraska	3-0	1-0			3-0			1987-88 (OSU)	1988-89 (OSU)
New Hampshire	5-0	3-0			4-0	1-0		1980-81 (AU)	1985-86 (BC)
New Mexico	1-1	0-0			1-1			1987-88 (OSU)	1987-88 (OSU)
Norfolk State	1-0	1-0	1-0	1-0				2000-01 (UM)	
North Carolina	10-18	6-6	18-18	6-6				1989-90 (UM)	2000-01 (UM)
North Texas	3-0	1-0	1-0	1-0				1999-99 (UM)	
Northwestern	1-0	1-0			3-0			1982-83 (BC)	1984-85 (BC)
Northwestern	5-1	3-0			5-1			1986-87 (OSU)	1988-89 (OSU)
Notre Dame	1-1	0-1	1-0		0-1			1983-84 (BC)	1999-00 (UM)
Ohio State	1-0	1-0			1-0			1985-86 (BC)	
Ohio U.	1-0	1-0			1-0			1986-87 (OSU)	
Oklahoma	2-2	1-0	2-1	1-0	0-1			1988-89 (OSU)	2000-01 (UM)
Old Dominion	2-0	0-0			1-0	1-0		1980-81 (AU)	1987-88 (OSU)
Penn State	0-1	0-0	0-1					1989-90 (UM)	
Pennsylvania	2-0	0-0	2-0					1996-97 (UM)	2000-01 (UM)
Pittsburgh	7-3	3-2	2-0		5-3			1982-83 (BC)	1998-99 (UM)
Princeton	2-0	0-0	1-0		1-0			1982-83 (BC)	1998-99 (UM)
NCAA Tournament: 1-0 ('83 BC, 51-42)									
Providence	5-4	2-2	1-0		4-4			1982-83 (BC)	1991-92 (UM)
Puget Sound	1-0	1-0			1-0			1983-84 (BC)	
Purdue	2-4	2-1			2-4			1986-87 (OSU)	1988-89 (OSU)
Radford	1-0	1-0			1-0			1988-89 (OSU)	
Randolph-Macon	3-0	2-0			1-0	2-0		1980-81 (AU)	1984-85 (BC)
Rhode Island	4-0	2-0			4-0	2-0		1982-83 (BC)	1985-86 (BC)
Richmond	1-0	1-0			1-0			1980-81 (AU)	
Rider	9-0	5-0	3-0	3-0				6-0 1978-79 (AU)	1995-96 (UM)
Rutgers	1-2	0-0	1-1		0-1			1980-81 (AU)	1991-92 (UM)
Sacramento State	1-0	0-0	1-0					1989-90 (UM)	
St. Bonaventure	0-1	0-0			0-1			1979-80 (AU)	
St. John's	6-8	4-1	0-1		1-1	5-5	0-1	1978-79 (AU)	1998-99 (UM)
NCAA Tournament: 0-1 ('99 UM, 63-76)									
St. Joseph's	2-4	0-2			1-0	1-4		1978-79 (AU)	1983-84 (BC)
Saint Louis	1-0	0-0	1-0					1993-94 (UM)	
NCAA Tournament: 1-0 ('94 UM, 74-67)									
St. Mary's (Md.)	3-0	3-0			3-0			1978-79 (AU)	1981-82 (AU)
St. Michael's	1-0	1-0			1-0			1982-83 (BC)	
San Francisco	1-0	1-0	1-0	1-0				1999-00 (UM)	
Santa Clara	0-1	0-0	0-1					1995-96 (UM)	
NCAA Tournament: 0-1 ('96 UM, 79-91)									
Seton Hall	6-3	3-1			6-3			1982-83 (BC)	1985-86 (BC)
Siena	1-0	1-0			1-0			1986-87 (OSU)	
Southern California	2-0	1-0	2-0	1-0				1989-90 (UM)	1990-91 (UM)
South Alabama	1-0	0-0			1-0			1981-82 (AU)	

Opponent	Career	Home	at UM	Home	at OSU	at BC	at AU	First	Last
South Carolina	1-3	0-0	1-2		0-1			1988-89 (OSU)	1997-98 (UM)
South Carolina State	1-0	1-0	1-0	1-0				1998-99 (UM)	
South Florida	2-0	1-0	2-0	1-0				1989-90 (UM)	1990-91 (UM)
Stanford	2-0	0-0	2-0					1998-99 (UM)	2000-01 (UM)
NCAA Tournament: 1-0 ('01 UM, 87-73)									
Stetson	1-0	0-0				1-0		1978-79 (AU)	
Stonehill	3-0	3-0			3-0			1982-83 (BC)	1984-85 (BC)
Stony Brook	1-0	1-0	1-0	1-0				2000-01 (UM)	
Syracuse	3-9	2-2			3-8	0-1		1978-79 (AU)	1985-86 (BC)
Temple	2-4	0-2	1-1		1-3			1978-79 (AU)	1999-00 (UM)
Tennessee	0-1	0-0			0-1			1981-82 (AU)	
Texas	1-0	0-0	1-0					1994-95 (UM)	
NCAA Tournament: 1-0 ('95 UM, 82-68)									
Texas Christian	1-0	0-0			1-0			1984-85 (BC)	
Texas Tech	1-0	0-0			1-0			1984-85 (BC)	
NCAA Tournament: 1-0 ('85 BC, 55-53)									
Toledo	0-1	0-0			0-1			1980-81 (AU)	
Towson	10-0	6-0	7-0	5-0	3-0			3-0 1979-80 (AU)	1996-97 (UM)
Trenton State	1-0	1-0			1-0			1978-79 (AU)	
Tulane	1-0	1-0	1-0	1-0				1999-00 (UM)	
UC Irvine	1-0	1-0	1-0	1-0				1990-91 (UM)	
UCLA	1-2	0-0	1-2					1995-96 (UM)	1999-00 (UM)
NCAA Tournament: 0-1 ('00 UM, 76-105)									
UNC Asheville	1-0	1-0	1-0	1-0				1997-98 (UM)	
UNC Greensboro	1-0	1-0	1-0	1-0				1991-92 (UM)	
UNC Wilmington	2-0	1-0	1-0	1-0		1-0		1981-82 (AU)	1997-98 (UM)
Union	1-0	1-0			1-0			1985-86 (BC)	
Utah	1-0	0-0	1-0					1994-95 (UM)	
Utah State	1-0	0-0	1-0					1997-98 (UM)	
NCAA Tournament: 1-0 ('98 UM, 82-68)									
Valdosta State	1-0	0-0			1-0			1985-86 (BC)	
Valparaiso	1-0	0-0	1-0					1998-99 (UM)	
NCAA Tournament: 1-0 ('99 UM, 82-60)									
Vanderbilt	1-0	0-0			1-0			1988-89 (OSU)	
Villanova	3-5	2-2			3-5			1982-83 (BC)	1985-86 (BC)
Virginia	14-12	9-3	14-11	9-3	0-1			1982-83 (BC)	2000-01 (UM)
NCAA Tournament: 0-1 ('83 BC, 92-95)									
Virginia Tech	2-0	1-0	2-0	1-0				1989-90 (UM)	1990-91 (UM)
Wake Forest	15-14	8-5	13-12	7-5	2-0	0-2		1979-80 (AU)	2000-01 (UM)
Washington College	1-0	1-0			1-0			1980-81 (AU)	
West Chester State	4-0	2-0			4-0			1978-79 (AU)	1981-82 (AU)
West Virginia	1-4	1-1	1-2	1-0	0-2			1978-79 (AU)	1992-93 (UM)
Western Carolina	1-0	1-0	1-0	1-0				1998-99 (UM)	
Western Kentucky	0-1	0-0			0-1			1982-83 (BC)	
Western Michigan	3-0	2-0			3-0			1986-87 (OSU)	1988-89 (OSU)
Whittier	1-0	1-0			1-0			1981-82 (AU)	
William & Mary	4-0	2-0			4-0			1978-79 (AU)	1981-82 (AU)
Winthrop	1-0	1-0	1-0	1-0				1999-00 (UM)	
Wisconsin	5-3	3-0	0-1		4-2	1-0		1985-86 (BC)	2000-01 (UM)
Wyoming	0-1	0-0			0-1			1981-82 (AU)	
TOTALS	449-267	242-139	59-41	72-42	249-73	140-35	76-45		

NOTE: Williams' career coaching record at Cole Field House is 140-35 entering the 2001-02 season.





EIGHT CONSECUTIVE NCAA TOURNAMENTS • 2001 FINAL FOUR



DAVE DICKERSON

**Assistant Coach
(Maryland '90)
6th Year at Maryland**



Dave Dickerson's five-year tenure as an assistant coach at Maryland has coincided with five of the most successful years in the history of the program. The Terps have made five NCAA Tournament appearances, finished in the top half of the ACC five times and been ranked among the nation's top 10 each season. During Dickerson's first five years, Maryland posted a 120-49 record (.710 winning percentage).

Following Maryland's trip to the Final Four last season, Dickerson was elevated on Gary Williams' staff to take the lead in the Terrapins' recruiting efforts. He has played an integral part in Maryland's recruiting efforts during his first five seasons at his alma mater, including three classes which were ranked among the nation's best.

Overall, Dickerson's 11-year coaching career has resulted in 11 straight winning seasons and six postseason appearances.

Dickerson joined Williams' staff prior to the 1996-97 season and immediately began putting his stamp onto the program. During his first season, Maryland defeated three ranked teams and was ranked as high as No. 2 during the season. In 1997-98, the Terps advanced to the Sweet Sixteen of the NCAA Tournament, and recorded 21 victories with wins over No. 1 North Carolina and No. 2 Kansas. A year later, Maryland won a school-record 28 games, a school-record 13 ACC games and once again advanced to the NCAA's Sweet Sixteen.

Last season's accomplishments were unprecedented for Maryland as the Terps capped a 25-11 season by advancing to the first Final Four in school history.

Top Recruiter

Dickerson's success as one of the nation's top recruiters has been a major part of Maryland's accomplishments on the court. He was instrumental in attracting the Terps' 1997 and 1998 recruiting classes, both of which ranked in the top 10 nationally. Maryland's 1998 recruiting class was ranked third in the nation by Clark Francis of *HoopScoop Magazine*. The Terps' 1999 recruiting class contained three of the nation's top players at three different positions. In 2000, Dickerson helped land Raleigh, N.C., sensation Chris Wilcox.

Dickerson's scouting and recruiting abilities enabled Williams to gain an early evaluation of All-America guard Steve Francis. Francis was the No. 2 overall selection in the

1999 NBA Draft and finished fourth in ACC Player-of-the-Year voting.

It has been Dickerson's nationwide emergence on the recruiting trails that has allowed him to rise so quickly up the coaching ladder.

Prior to coming to Maryland, he was an assistant coach at Radford University. The recruiting classes he helped assemble at Radford were ranked among the nation's best. The 1994 season saw the Highlanders compile a 20-8 record and a school-record winning percentage of 71.4. The 20 wins are tied for the second-highest total in school history. Radford, which enjoyed winning seasons during each of his four years there, enjoyed the best four-year period in its history while Dickerson was an assistant.

It was also at Radford that Dickerson began to make his mark as a bench coach. Radford gained national acclaim and became one of the most successful programs in the Big South Conference during Dickerson's tenure. Radford defeated Louisiana State, 73-72, on Dec. 30, 1993 to gain the biggest victory in school history. The Highlanders scored the game-winning basket with 2.8 seconds remaining in the game just after LSU had taken its first lead of the second half. Dickerson was the assistant coach in charge of scouting LSU.

From Athlete To Coach

Dickerson played forward at Maryland from 1986-89 and earned four varsity letters.

He was co-captain as a senior in 1989.

Dickerson saw action in the 1986 and 1988 NCAA Tournaments and was a member of three teams that advanced to the ACC Tournament semifinals. The Terps won 19 games his freshman year and 18 during his junior season. Dickerson was a starter on the 1989 team that became the first

TERP NOTE: Dave Dickerson belongs to a select group of 38 players in Maryland history to play at least 100 games in a Terrapin uniform.



EIGHT CONSECUTIVE NCAA TOURNAMENTS • 2001 FINAL FOUR

No. 8 seed to defeat a No. 1 seed in the ACC Tournament when the Terps knocked off NC State.

In 1989, Dickerson earned his bachelor's degree in government and politics from Maryland. Soon after graduation he began his coaching career on the staff of Gardner Webb University in North Carolina. After a year at Gardner Webb he joined former Maryland head coach Lefty Driesell at James Madison for a 1992 season which culminated in a bid to the NIT.

From 1993-96, Dickerson was an assistant coach at Radford, where he began constructing his sparkling reputation under former Maryland assistant coach Ron Bradley.

A native of Olar, S.C., he earned the team award for Greatest Career Contribution in 1989 and for Most Improved Player in 1987. Dave is married to the former Ms. Laurette Newsom, a 1991 graduate of Maryland. The couple gave birth to their first child, Dave III on Oct. 19, 2000.



DICKERSONFILE

Coaching Experience

1990-91	Gardner Webb College, Assistant Coach
1991-92	James Madison University, Assistant Coach
1993-96	Radford University, Assistant Coach
1997-present	University of Maryland, Assistant Coach

Assistant Coaching Positions

Year	School	Team Accomplishments
1990-91	Gardner Webb	South Atlantic Conf. Tourn. Finals
1991-92	James Madison	Colonial Athletic Assoc. Tourn. Finals • NIT First Round
1992-93	Radford	Big South Tournament, Semifinals
1993-94	Radford	Big South Tournament, Semifinals
1994-95	Radford	Big South Tournament, Semifinals
1995-96	Radford	Big South Tournament, Semifinals
1996-97	Maryland	NCAA Southeast Region First Round
1997-98	Maryland	NCAA West Region Semifinals
1998-99	Maryland	NCAA South Region Semifinals
1999-00	Maryland	NCAA Midwest Region Second Round
2000-01	Maryland	NCAA Final Four, West Region Champions

Playing Experience

- 1985-89, University of Maryland, basketball letterwinner

Playing Honors

- Maryland Team Captain, 1989
- Career Contribution Award, 1989
- Most Improved Player Award, 1987

Personal


Education: University of Maryland, 1989, B.S. in government and politics


Date of Birth: March 29, 1967

Family: Wife Laurette (married, May 8, 1999), son Dave III (born Oct. 19, 2000)



TERPNOTE: Before the start of the 2000-01 season, Dickerson and his wife gave birth to their first son, Dave III.





EIGHT CONSECUTIVE NCAA TOURNAMENTS • 2001 FINAL FOUR



JIMMY PATSOS

Assistant Coach
(Catholic '89)
11th Year at Maryland



Beginning his 11th season on Gary Williams' coaching staff, Jimmy Patsos has been a part of virtually every season of Williams' 13-year stint at Maryland. One of the Terps' three recruiting coaches, Patsos has seen the Terps play in eight consecutive NCAA Tournaments — which have included five Sweet Sixteen appearances and last year's trip to the Final Four. During his tenure with the Terrapins, Maryland has finished in the top half of the Atlantic Coast Conference eight times, won one ACC regular season championship and averaged nearly 20 wins per season. In addition, three players (Walt Williams in 1992, Joe Smith in 1995 and Steve Francis in 1999) have been lottery selections in the NBA Draft.

During his career at Maryland, he has coached eight NBA Draft choices including first round selections Williams, Smith, Francis and Keith Booth (Chicago Bulls, 1997).

Coch And Mentor

His role as an academic mentor during his first 10 seasons on Williams' staff has proven prosperous, as the teams' overall academic performance has improved under his guidance. He works closely with the academic support unit of the athletic department and many of the professors on campus.

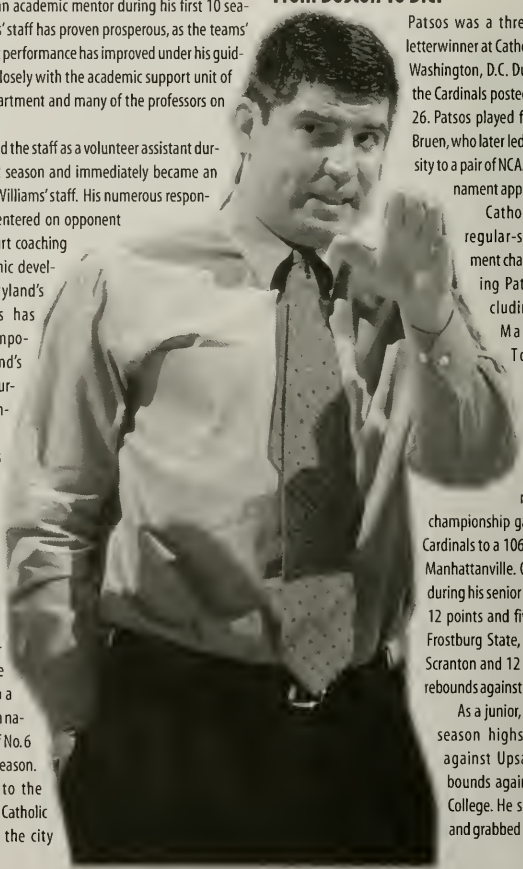
Patsos joined the staff as a volunteer assistant during the 1991-92 season and immediately became an integral part of Williams' staff. His numerous responsibilities have centered on opponent scouting, on-court coaching and the academic development of Maryland's players. Patsos has been a key component of Maryland's success and its current legacy of continuity.

Prior to his appointment to Williams' staff at Maryland, Patsos was the assistant coach at Archbishop Carroll High School in Washington, D.C. He helped Carroll to a 21-8 record and a national ranking of No. 6 during his first season. The team lost to the famed DeMatha Catholic High School in the city

playoffs to end their stellar season. Patsos was involved in the maturation of Charles Harrison (Wake Forest) and Lawrence Moten (Syracuse), both of whom became stars on the collegiate level.

Patsos has also coordinated the public speaking engagements of the Terps' players. Each summer, Patsos has served as the director of the Gary Williams basketball camp which annually draws participants from around the world and is the showcase camp on the eastern seaboard. In his role as camp director, Patsos has coordinated counselor management, facility and participant scheduling, housing, meals and guest speakers. Attendance during the 2000 and 2001 summers have been the largest in camp history. In addition to his work with the Gary Williams camp, he is a frequent speaker at camps throughout Maryland, Delaware and Pennsylvania during the summer months.

From Boston To D.C.



Patsos was a three-year varsity letterwinner at Catholic University in Washington, D.C. During his career, the Cardinals posted a record of 51-26. Patsos played for the late Jack Bruen, who later led Colgate University to a pair of NCAA Division I Tournament appearances.

Catholic won four regular-season tournament championships during Patsos' career, including the 1989 Manhattanville Tournament. Patsos scored a career-high 17 points and grabbed a career-high 14 rebounds in the championship game to lead the Cardinals to a 106-99 victory over Manhattanville. Other top games during his senior season included 12 points and five rebounds vs. Frostburg State, 10 rebounds at Scranton and 12 points and nine rebounds against St. Mary's (Md.).

As a junior, Patsos recorded season highs of 14 points against Upsala and 11 rebounds against Washington College. He scored 12 points and grabbed five rebounds to

TERPNOTE: Patsos begins his 11th straight season under Gary Williams at Maryland, since the fall of 1991.



EIGHT CONSECUTIVE NCAA TOURNAMENTS • 2001 FINAL FOUR

lead Catholic to the championship of the Alfred University Charity Cage Classic with a 90-88 victory over the host Sexons. The Cardinals were 18-8 during both his junior and senior years, then a school record for victories in a single season.

Patsos' teammate during the 1987 and 1988 seasons was current Catholic head coach Mike Lonergan, who has led the Cardinals to the Sweet Sixteen of the past three NCAA Division III tournaments, including a national title in 2001.

A native of Boston, Mass., who grew up attending games at the Boston Garden, Patsos earned his bachelor's degree in history from Catholic in 1989. A brother, Chris, captained the Florida Southern baseball team to the 1981 NCAA Division II World Series championship.



PATSOSFILE

Coaching Experience

1989-1991 Archbishop Carroll (D.C.) High School, Assistant Coach
1992-present University of Maryland, Assistant Coach

Assistant Coaching Positions

Year	School	Team Accomplishments
1991-92	Maryland	
1992-93	Maryland	
1993-94	Maryland	NCAA Midwest Region Semifinals
1994-95	Maryland	NCAA West Region Semifinals
1995-96	Maryland	NCAA West Region First Round
1996-97	Maryland	NCAA Southeast Region First Round
1997-98	Maryland	NCAA West Region Semifinals
1998-99	Maryland	NCAA South Region Semifinals
1999-00	Maryland	NCAA Midwest Region Second Round
2000-01	Maryland	NCAA Final Four, West Region Champions

International Experience

- Six-game, nine-day tour of France with Maryland basketball team in August of 1994
- One-month tour of Australia with junior (15-17) team in August of 1991

Playing Experience

- 1986-89, Catholic University, basketball letterwinner

Playing Honors

- Catholic team captain, 1989


Personal

Education: Catholic University, 1989, B.S. in history

Date of Birth: October 1, 1966



TEENOTE: Patsos' alma mater, Catholic University, won last year's Div. III national title under the guidance of Patsos' former teammate, Mike Lonergan.





EIGHT CONSECUTIVE NCAA TOURNAMENTS • 2001 FINAL FOUR



MATT KOVARIK

Assistant Coach
(Maryland '98)
1st Year at Maryland



Beginning his first season of college coaching, Matt Kovarik joins the Maryland staff in 2001-02 after a standout playing career at Maryland from 1993 through 1998. A steady, defense-oriented guard, Kovarik lettered for four seasons under Gary Williams and finished his collegiate career with what was then a Maryland record nine appearances in NCAA Tournament games.

He was the first player in Maryland history to play on five straight teams to finish in the top half of the ACC. He finished his career after playing in 129 games, which trails only Mike Mardesich (137), Terence Morris (136) and Len Bias (131) in the Terrapin record book.

As a freshman, Kovarik was an honorable mention pick for the ACC All-Freshman team, and as a sophomore was part of the Terps' 1995 ACC regular season championship. He played on NCAA Tournament teams in 1994, 1995, 1997 and 1998 — and helped the Terps advance to the Sweet Sixteen three times.

To Law School And Back Again

Kovarik, who recently completed his first year of law school, began his coaching career in summer 2001, assuming the program's role in managing day-to-day schedules with student-athletes and details surrounding the Gary Williams summer basketball camps. In addition, he will have a hand in on-the-court coaching during his first season.

A member of the All-ACC Academic Team as a junior in 1997, he worked for Xerox in New York City for two years before attending the University of Maryland's law school in Baltimore. He won the Terps' scholar-athlete award in three consecutive seasons from 1996 to 1998.

"Matt was the type of player that helped make us a very good basketball team while he was here. He was the type of defensive player that could guard anyone from a point guard to a small forward," commented Williams. "He has a very good knowledge of the game, and will relate well to our players."

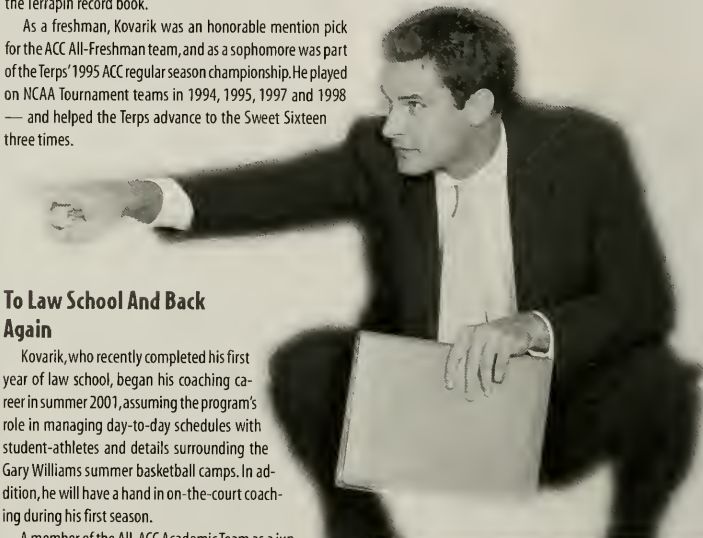
Five NCAA Tourney Teams

Kovarik averaged 2.4 points, 2.0 assists and 1.7 rebounds while playing 15 minutes per game during his senior campaign for the Terps. Maryland finished 21-11 during his senior campaign, capping a career which saw Maryland com-

plete five straight winning seasons and five straight NCAA Tournament appearances. The Terrapins were 103-55 during his five-year career.

The Greensboro, N.C., native played just five games of the 1996 season after suffering a stress fracture in his right leg. He posted a career-high nine points and seven rebounds as a freshman against Morgan State in 1993. He had six assists against UNC Asheville as a senior in 1997, and dished a career-high eight assists at Missouri two games later.

Kovarik prepped at Grimsley High School where he was a three-year starter at point guard.



KOVARIKFILE

Coaching Experience

2001-present University of Maryland, Assistant Coach

Playing Experience

- 1994-98, University of Maryland, basketball letterwinner
- Appearances in nine NCAA Tournament games
- 129 games is fourth in Maryland history

Playing Honors

- Honorable mention ACC All-Freshman Team, 1994
- ACC All-Academic Team, 1997
- Maryland scholar-athlete, 1996-98

Personal

Education: University of Maryland, 1998, B.S. in business
University of Maryland Law School
Date of Birth: January 24, 1975

TERPNOTE: Kovarik was one of Williams' steadiest and most versatile guards through parts of five seasons in the 1990s.



EIGHT CONSECUTIVE NCAA TOURNAMENTS • 2001 FINAL FOUR



TROY WAINWRIGHT

Director of Basketball Operations (Maryland '90) 6th Year at Maryland

Troy Wainwright, the director of basketball operations, is in his sixth year as a member of Gary Williams' staff. He is an essential part of the success of the team, both on and off the court, and is responsible for the administration of the basketball office.

Wainwright is responsible for all internal operations of the basketball program and serves as a liaison to the athletic department including Deborah Yow, Maryland's director of athletics. He is involved in the day-to-day operations of the team, including budgetary matters, team travel, on-campus housing and dining contracts. In addition, Wainwright is responsible for non-conference scheduling and works with the conference office to coordinate the Terps' ACC schedule.

A native of Berlin, Md., Wainwright has played an integral role in the Terps' success since his arrival. The Terps have appeared in the NCAA Tournament five times, advanced to the semifinals of the ACC Tournament five times, and have averaged 24 wins during his five seasons with the Terps. In both 1998 and 1999 the Terps advanced to the Sweet Sixteen of the NCAA Tournament. In 1999, Maryland won a school-record 28 games and was ranked No. 5 in the nation. In 1998, the Terps played the nation's toughest schedule according to the Sagarin ratings and were ranked 15th in the final national polls. Last season, of course, the Terps advanced to their first-ever Final Four and were ranked No. 4 in final rankings by USA Today/ESPN.

Among Wainwright's chief responsibilities is the coordination of team travel plans. Wainwright coordinates all transportation

(air and ground) as well as hotel accommodations. During his tenure, Wainwright has successfully coordinated travel to five NCAA Tournaments, five ACC Tournaments, Hawaii and Puerto Rico as well as every regular season game. Last season's ACC and NCAA Tournament schedules had the Terps on the road for nearly an entire month.

Wainwright is the tournament director for the annual Gary Williams golf tournament that raises money to endow scholarships for the basketball program.

The tournament has raised more than \$100,000 during the five years since Wainwright's arrival. As tournament director, Wainwright helps solicit sponsorships and players, and helps with course management on the day of the event. In addition, he coordinates team and individual player scoring and a silent auction.

He also serves as the co-director of the Gary Williams basketball camp each summer. He helps coordinate virtually every aspect of the camp including housing, meals and camp speakers. The 2000 and 2001 Gary Williams camps have been the largest in its history, attracting more than 1,000 overnight campers in a three-week period in each of the last two summers.

A Terp Returns

Wainwright received his bachelor of science degree in sociology from the University of Maryland in 1990. After graduating from Maryland he worked as an account manager with the Washington Bullets from 1992-1994 and as an advertising account executive at the Washington Times from 1994-96.

Wainwright served as head manager for the basketball team during Williams' first season at Maryland, 1990. He accompanied the Terps as they advanced to the second round of the 1990 National Invitation Tournament. He served as the team's assistant manager for the three years preceding Williams' arrival in College Park.

WAINWRIGHTFILE

Experience

1996-present University of Maryland, Director of Basketball Operations

Operations Positions

Year	School	Team Accomplishments
1996-97	Maryland	NCAA Southeast Region First Round
1997-98	Maryland	NCAA West Region Semifinals
1998-99	Maryland	NCAA South Region Semifinals
1999-00	Maryland	NCAA Midwest Region Second Round
2000-01	Maryland	NCAA Final Four, West Region Champions

Previous Experience

• 1986-90, University of Maryland, Team Manager

Personal

Education: University of Maryland, 1990, B.S., sociology

Date of Birth: June 7, 1967




TERPNOTE: Wainwright was the head manager for Gary Williams' first Maryland team, and has returned for his sixth straight season as Williams' chief administrator.






EIGHT CONSECUTIVE NCAA TOURNAMENTS • 2001 FINAL FOUR



JJ BUSH

Athletic Trainer
(Florida State '69)
30th Year at Maryland



J. Bush returns as the athletic trainer for Gary Williams and the Terps men's basketball program. Bush is in his ninth season working with the men's basketball program. This is his second stint working with the program, as he was the team's trainer from 1972-1976.

As the trainer for the basketball team, Bush coordinates

the daily medical treatments for all the players and supervises all rehabilitative efforts in case of injury.


Bush came to the university in 1972 as an assistant trainer and has been honored with a 25-Year Service Award from the university. He began working immediately with the men's basketball team. The team won the regular season championship of the Atlantic Coast Conference in 1975 and averaged 23 wins a season during his tenure.

Beginning with the 1976 football season, Bush worked with the Terp football team until 1992, when he returned to Cole Field House and the basketball team as an assistant to the athletic director. Bush was the head trainer for the football team as it claimed four ACC championships and played in nine bowl games.

In addition to his training duties, Bush also teaches a basic and advanced kinesiology course on care and prevention of athletic injuries for the University, and is a frequent lecturer throughout the Mid-Atlantic region of the United States on the latest training methods.

Bush is active in the National Athletic Trainers Association, and has worked extensively within the organization on improving athletic training methods. He has served on the governmental affairs committee at the national level and is a past president of the Maryland Athletic Trainers Association.

A native of Ft. Lauderdale, Fla., Bush, 53, graduated from Florida State University in 1969. He and his wife Gina have two children, Brandon and Jordan.



KURTIS SHULTZ

**Strength & Conditioning
Coach**
(Maryland '95)
3rd Year at Maryland

Former University of Maryland men's basketball team captain Kurtis Shultz is in his third season as the strength and conditioning coach for the men's basketball team. Shultz came to Maryland from Loyola College (Md.) where he had worked the last four years. At Loyola he instituted a strenuous off-season kick-boxing program as a supplement to the school's overall strength and conditioning program.

Shultz played in 67 games from 1992-95 for the Terps and was a member of two NCAA Tournament teams. He was a member of Maryland's 1994 and 1995 teams which advanced to the Sweet Sixteen of the NCAA Tournament. He was a forward on the Terps' basketball team after playing two years at DeMatha High School under the legendary Morgan Wootten. He also played tight end and defensive back for the Stags' football team.

He has established a thriving personal training, bodybuilding and self-defense business in the Baltimore area. Shultz has been an avid weightlifter and body builder since his pre-college days.

Shultz has been a private trainer to Ravens' linebacker Ray Lewis and tight end Shannon Sharpe. He also has worked with the Baltimore Thunder of the National Lacrosse League.

In addition to his duties at Maryland, Shultz is responsible for strength and conditioning for four sports at Johns Hopkins University.





EIGHT CONSECUTIVE NCAA TOURNAMENTS • 2001 FINAL FOUR

PAT SHANNON

Video Coordinator
6th Year at Maryland

Entering his third season as the video coordinator for the men's basketball team, Pat Shannon was promoted in January 2001 to head the video needs of the Maryland athletics department. He begins his sixth year at the university and has worked with Gary Williams' staff since 1999.

As the video coordinator for men's basketball, Shannon's specific duties include: breakdown and editing of opponent game film and scout tapes; filming all Maryland games; editing self-scout tapes and player clips; and coordinating the acquisition, dubbing and management of the opponent game film library.

Shannon has accompanied the Terps to their last two NCAA Tournaments, and also works to oversee the video needs of the athletic department's 25 intercollegiate sports programs, with the exception of day-to-day football needs. Upon completion of the Comcast Center in 2002, he will oversee the video operation and production facility in the Comcast Center, including the video boards during Maryland athletic department events and other University-wide activities.

A native of Cleveland, Ohio, he received a degree in journalism from Maryland in 1995. He is currently working toward a master's degree in sports management.



CLEO LONG-THOMAS

Administrative Assistant to the Head Coach
12th Year at Maryland

Cleo Long-Thomas is in her 12th season as the administrative assistant to head coach Gary Williams. She coordinates the professional schedules of coach Williams and the assistant coaching staff. In addition, she is responsible for the overall administration and the day-to-day managerial duties of the basketball office.

Long-Thomas coordinates Williams' schedule for departmental meetings, out-of-town speaking engagements and appearances. She also coordinates all travel arrangements for the entire coaching staff. During the season, she produces the daily practice plans for the coaching staff. Long-Thomas plans and coordinates the Terps' annual honors banquet including all invitations, decorations, seating and banquet room setup. She also arranges the senior day activities at the final home game of the season each year.

Long-Thomas and her husband, Joquin, are the proud parents of three children: Tyrone, 33, Jabari, 27, and Raven, 18. She also has two grandchildren, T.J., 5 and Jovan (born July 4, 2000).



CAROLE BUCCO

Administrative Assistant to the Assistant Coaches
3rd Year at Maryland

Carole Bucco is in her third year working with the University of Maryland men's basketball program serving as the administrative assistant to the assistant coaches for recruiting.

Bucco coordinates all recruiting correspondence and mail-outs to prospective members of the team. In addition, she assists the coaches in preparation of scouting reports throughout the season. She is also responsible for assisting the coordination, planning and registration of the annual Gary Williams summer basketball camp.

Bucco graduated from the University of Maryland in 1993. After she graduated, she worked for the University of Maryland University College for two years, then for two small companies before coming back to Maryland.

Carole and her husband, Bill, currently reside in Highland, Md.



TEAM MANAGERS



2001-02 Team Managers (clockwise from front left): Head coach Gary Williams, Blair Donahue, Matt Holmes, Brian Cavanaugh, Sean Parker, Stephen Wheeler, Shai Fierst, Nikhil Verma. (Not pictured: Jamie Hollander).

GEOFF GILBERT

Massage Specialist
2nd Year at Maryland



MIKE CEFARATTI

Assistant Equipment Manager
1st Year at Maryland



TERP NOTE: Still on board with Gary Williams from his original Maryland staff in 1989-90 is his administrative assistant, Cleo Long-Thomas.



MARYLAND BASKETBALL FAMILY

Commitment To Education

Two of three Maryland seniors walked through graduation ceremonies in May 2001, and the third, **Terence Morris**, is on track to graduate within the next year after being drafted in the second round of the NBA draft last June.

Since 1999, the Terps have had eight players complete their college eligibility. Four have graduated (**LaRon Cephas**, **Obinna Ekezie**, **Matt Hahn**, **Mike Mardesich**) and three others from the Terps' 1999 Sweet Sixteen squad — **Steve Francis**, **Laron Profit** and **Terrell Stokes** — were all enrolled in classes during summer 2001 to complete their degrees.

Maryland student-athletes all work toward completion of their college degrees with the assistance of academic counselor Melvin Robinson and the Academic Support and Career Development Unit.



Francis Lends A Hand

In 1999, University of Maryland students slept in sleeping bags around the floors of Cole Field House in order to get tickets to watch **Steve Francis** and his Terrapin teammates play college basketball.

Two years later, many of those same students were temporarily without a home following the Sept. 24, 2001, tornado that swept through the Maryland campus, but Francis was on hand to lend a helping hand.


Francis, a college All-American in 1999 and the NBA Co-Rookie of the Year in 2000, was on campus that Monday afternoon at the time the tornado ripped the College Park campus. He was on the floor at Cole Field House playing pick-up basketball with several members of the Maryland basketball team, when at 5:20 p.m. the twister roared past Cole and through the northwest quadrant of the campus.

Three days later, the Houston Rockets point guard did his part to aid in local relief efforts by offering a free meal to the approximately 700 students who reside in the University Courtyard apartments, which had been rendered as unsafe after the disaster. Residents of the Courtyards, essentially homeless for that period, were living in hotels; on cots at the Campus Recreation Center; with family; or on floors or couches belonging to other friends and students. Most of the students, juniors and seniors, were Maryland students while Francis led the Terps as high as a No. 2 ranking in 1998-99.

About 110 students got word of Francis' dinner and were in attendance at the UM Golf Course banquet facility. They were treated to a full-course meal with barbecue chicken as the entrée, and ice cream sundaes for dessert. Francis, who joined the group for dinner, said in a few remarks that he remembered people supporting him while he was a Maryland student and it was a small way that he could give back to those who helped him.

Francis reported to the Rockets' pre-season training camp the following day.

Among the displaced students were five men's basketball players: **Earl Badu**, **Lonny Baxter**, **Steve Blake**, **Juan Dixon** and **Drew Nicholas**. Baxter and Blake were among the group to attend the Francis dinner, and spent time signing autographs with Francis after the meal.




Basketball Alumni

Former men's basketball players are among the most devoted followers of the Maryland basketball program, and continue their involvement each year through various events including an annual alumni game and banquet during Midnight Madness festivities and an alumni golf outing with Gary Williams.

The tie that helps bind them is the presence of five coaching staff members who, themselves, were a part of the Maryland family as students: **Gary Williams** (1965-67), **Dave Dickerson** (1986-89), **Troy Wainwright** (1986-90), **Kurtis Shultz** (1992-95) and **Matt Kovarik** (1994-98).


Among the numerous participants who returned for the 2001 Midnight Madness before a capacity crowd and sold out banquet were: **Mike Anderson**, **Jeff Baxter**, **Neil Brayton**, **Wayne Bristol**, **LaRon Cephas**, **Bob Cutler**, **Dave Dickerson**, **Max Etienne**, **Norman Fields**, **Ernie Graham**, **Jerry Greenspan**, **Mo Howard**, **Speedy Jones**, **Donny Judd**, **Matt Kaluziński**, **Mitch Kasoff**, **Matt Kovarik**, **Cedric Lewis**, **Dutch Morley**, **Jim O'Brien**, **Tom Roy**, **Kurtis Shultz**, **Duane Simpkins**, **Jim Spiro**, **Terrell Stokes**, **Stan Swetnam**, **Mike Thibeault**, **Jap Trimble** and **Lubo Zizakovic**.



Basketball Travel

The Maryland basketball team flies charter airplanes to nearly every game on its schedule. Pictured is a 50-passenger aircraft which transports the Terps from city to city throughout the season. This regional jet features two-by-two seating with no middle seats, and is the quietest flying jet in the world. It can cruise at 530 mph and up to 41,000 feet.

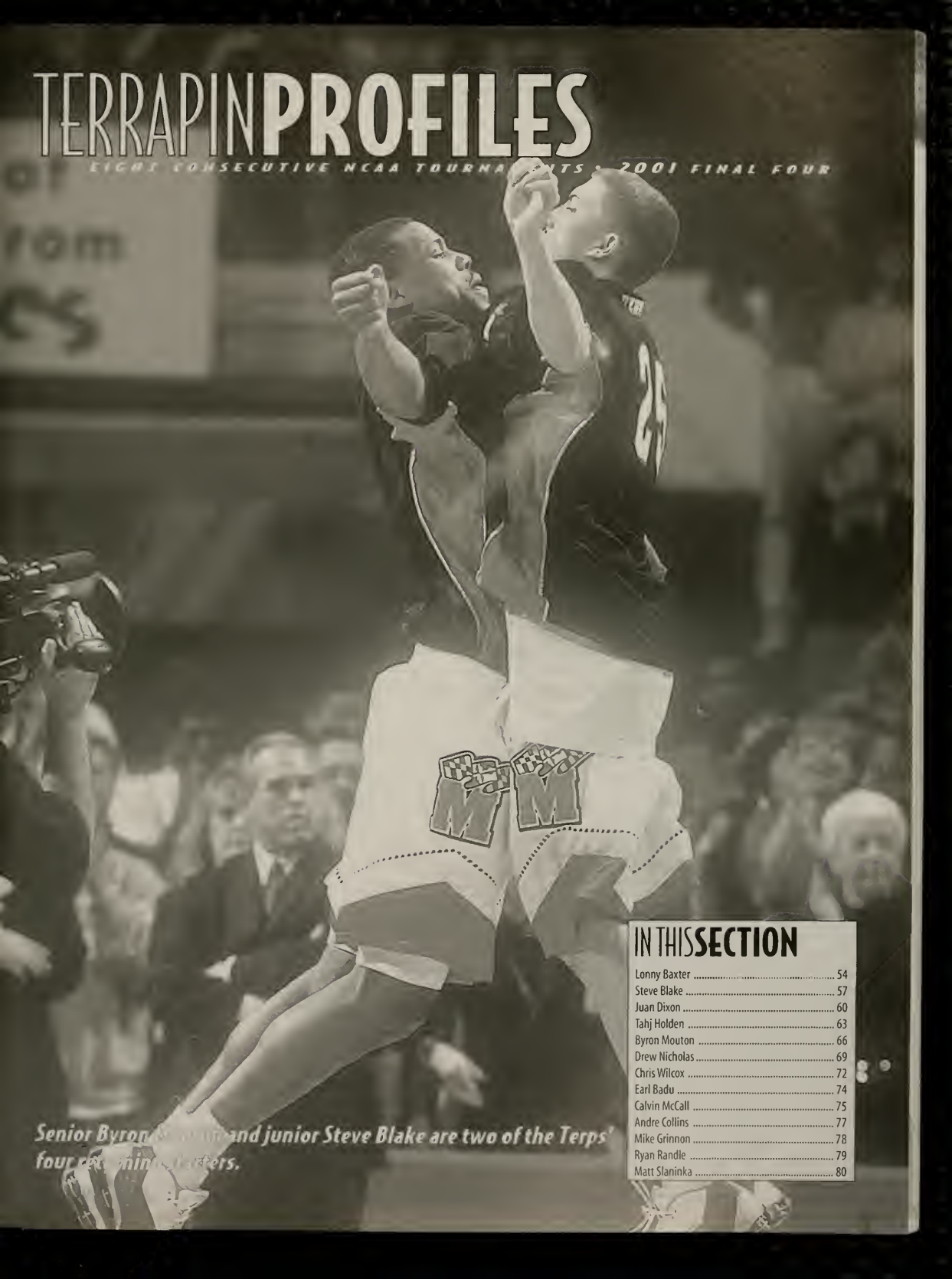
Charter flights make traveling more safe, more timely and more comfortable. This type of travel allows the Terps to be on campus and in class as much as possible, and overnight stays are minimized. The convenience and comfort of charter airplane travel allows for convenient, efficient, frequent service as well as maximized practice and study time.



TERP NOTE: Continuity has been a key to Gary Williams' success at Maryland, and continued alumni involvement has been a primary contributor.

TERRAPIN PROFILES

EIGHT CONSECUTIVE NCAA TOURNAMENT BIDS • 2001 FINAL FOUR




Senior Byron Mouton and junior Steve Blake are two of the Terps' four remaining starters.

IN THIS SECTION

Lonny Baxter	54
Steve Blake	57
Juan Dixon	60
Tahj Holden	63
Byron Mouton	66
Drew Nicholas	69
Chris Wilcox	72
Earl Badu	74
Calvin McCall	75
Andre Collins	77
Mike Grinnon	78
Ryan Randle	79
Matt Staninka	80



EIGHT CONSECUTIVE NCAA TOURNAMENTS • 2001 FINAL FOUR



35

LONNY BAXTER

Forward/Center

Silver Spring, Md.

(Anacostia/Hargrave Military)

6-8 - 260 - Senior, 3V



ALL-AMERICA CANDIDATE

His passionate work ethic has made him into one of the best centers in the college game ... All-America candidate and second-year preseason candidate for the Naismith and Wooden Player of the Year awards ... two-time All-ACC selection who became the first player in Maryland history to receive MVP honors at an NCAA Regional ... has started 80 of Maryland's last 82 games dating to Feb. 10, 1999 ... on pace to join Len Elmore as the only Terrapins to boast 1,000 rebounds in a career ... needs 175 points and 290 rebounds to become the first Maryland player ever to score 1,500 points with 1,000 rebounds ... owns the Maryland record with 10 starting appearances in NCAA Tournament games, and most career rebounds in the NCAA Tournament ... has registered double-doubles in five of his last seven NCAA Tournament games over the last two seasons ... Baxter and Terence Morris are the only Terps ever to claim back-to-back double-doubles in NCAA Tournament games ... a powerful bruiser who exhibits offensive touch with the ball and who is difficult to move from under the bucket ... noted particularly for his muscle on the offensive boards ... 56.6 percent career shooter through three seasons ... enters his senior campaign ranked sixth among Maryland career leaders in blocks, 13th in rebounds and 19th in points.

Williams on Baxter: "It is great to see Lonny — who wasn't somebody when he came out of high school that was considered to be an ACC type of player — overcome a lot of obstacles and become one of the top inside men in the country. With his experience after Obinna Ekezie went down with an Achilles tendon injury (in 1998-99), Lonny had to start three-fourths of the way into his freshman season — which in the long run was very beneficial. He has gotten better each year and we expect him to get better this year with taking jump shots and facing the basket. You also never want to take away from Lonny what he is good at, which is his ability to catch the ball down low, take it to the basket, take a foul, and put the ball in the basket. Lonny is what basketball players used to be, which is to come in for four years and gradually become a very good basketball player. That is what Lonny has done for us."

2000-01: Played in all 36 games and started 35 during Maryland's Final Four run of 2001 ... NCAA West Regional's Most Outstanding Player who averaged 15.6 points per game, a team-high 7.9 rebounds, and 56.6 percent from the field during his junior season ... shared team MVP honors with guard Juan Dixon ... second team All-ACC, also


voted to the ACC's all-tournament second team ... finished third in the ACC in rebounding, sixth in blocked shots, and seventh in scoring ... averaged a double-double through five NCAA Tournament games while leading the Terps to the Final Four with 16.2 points and 10.0 rebounds ... combined for 50 points and 20 rebounds in West Regional games vs. Georgetown and Stanford ... 26 points, 14 rebounds against Georgetown and 24 points, six rebounds against Stanford ... also averaged a double-double, 14.5 points and 11.5 rebounds, in two ACC Tournament games against Wake Forest and Duke ... became the 37th player in Maryland history to score 1,000 points in his career, eclipsing the plateau against Georgia Tech on Jan. 6 ... led Maryland with 11 double-doubles overall, including six in the last nine games and consecutive double-doubles in NCAA Tournament games vs. Georgia State and Georgetown ... career-high 32 points came on 12-of-14 shooting against Norfolk State on Dec. 23 ... posted a season-high 15 rebounds in a Jan. 17 home win over Wake Forest, and had 14 in each of back-to-back NCAA Tournament games against Georgia State and Georgetown ... finished 26th in the country in field goal percentage as a junior.

1999-00: One of just two players to start all 35 games ... first team All-ACC as a sophomore ... ACC All-Tournament honoree with 16.3 points and 8.0 rebounds in three tournament games ... ACC season leader in offensive rebounds (3.6 per game) ... second in ACC in field goal percentage (.533) and rebounds (8.8), and third with 2.3 blocks per game ... Terps' leading rebounder ... second on team with 15.6 points per game ... most blocks (79) by a Maryland sophomore behind Joe Smith's 97 in 1995 ... third in Terrapin rebounds (308) by a sophomore behind Smith (362 in '95) and Len Elmore (351 in '72) ... 12 double-doubles as a sophomore including 31 points with 10 boards vs. NC State on Nov. 6 in College Park ... had 14 points and a career-high 16 rebounds in a home loss to Duke ... had double-doubles in three of his last five games including a 24-point, 10-rebound effort vs. Florida State in the ACC Tournament opener ... joined teammate Terence Morris as the only Terps ever to record back-to-back double-doubles in NCAA Tournament games ... 12 points and 11 boards vs. Iona ... 22 points, 10 boards vs. UCLA ... also led the Terps in field goal percentage, blocks and free throws attempted ... second on the team in field goals and attempts ... averaged 25.3 points in a four-game ACC stretch from Jan. 29 to Feb. 9 including four games of 20 points or more and his career scoring high

TERP NOTE: Lonny Baxter is the first player in Maryland history to earn MVP honors at an NCAA regional.



EIGHT CONSECUTIVE NCAA TOURNAMENTS • 2001 FINAL FOUR



Baxter's Career Highs

Category	#	Opponent/Date
Points	32	vs. Norfolk State, 12-23-00
FG	14	vs. NC State, 2-6-00
FGA	23	vs. Duke, 1-9-00
3FG	1	vs. Norfolk State, 12-23-00
	1	vs. Clemson, 2-24-99
	1	vs. Florida State, 1-27-99
3FGA	1	vs. Norfolk State, 12-23-00
	1	vs. Michigan, 12-2-00
	1	vs. Clemson, 2-24-99
	1	vs. Florida State, 1-27-99
FT	9	vs. Norfolk State, 12-27-00
	9	at Clemson, 2-22-00
FTA	13	vs. Georgetown, 3-22-01
	13	vs. Chicago State, 12-27-00
	13	vs. NC State, 3-11-00
Rebounds	16	vs. Duke, 1-9-00
Assists	6	at Duke, 2-9-00
Blocks	7	vs. NC State, 2-6-00
Steals	5	vs. Stony Brook, 12-6-00
Minutes	38	vs. Winthrop, 12-7-99

grabbed 12 rebounds and blocked two shots ... made 13-20 shots during the game ... Anacostia, which finished with a 26-8 record, was the No. 1-ranked team in the area at the end of the season as selected by the *Washington Post* ... scored 30 points, grabbed eight rebounds and blocked four shots as Anacostia defeated Cardozo for the DCIAA championship ... helped the Indians to the championship of the Bullis School Holiday Classic ... Baxter scored 20 points in the championship final to help lead Anacostia past Bullis ... played as a member of the Capital All-Star team in the Capital Classic at MCI Center at the conclusion of his senior season ... coach was Thomas Hargrove ... **At Richard Montgomery:** Played his junior season at Richard Montgomery High School in Rockville, Md. ... first team All-Montgomery County selection by the *Washington Post*.

International: Alongside Maryland teammate Juan Dixon, Baxter represented the United States at the 2001 World University Games at Beijing, China ... helped the U.S. to a bronze medal ... led the U.S. team with 6.3 rebounds per game while finishing second to Dixon with 15.0 points per game ... shot 69.8 percent from the floor while playing seven of the team's eight games.

Personal: Lonny Leroy Baxter ... born Jan. 27, 1979 ... he is the son of Edna Hughes and Lonny Baxter, Sr. ... majoring in criminology and criminal justice.

Baxter's 1998-99 Game-by-Game Statistics (Freshman)

Date	Opponent	G-G	Min.	FG-A	Pct.	3FG-A	Pct.	FT-A	Pct.	O-D	Tot	PF	A	TO	8	S	Pts
N14	Western Carolina	1-0	17	1-2	.500	0-0	.000	1-2	.500	1-4	5	0	2	0	0	1	3
N17	UMBC	1-0	12	1-4	.250	0-0	.000	2-4	.500	2-3	5	2	1	0	1	1	4
N20	Hofstra	1-0	8	0-0	.000	0-0	.000	0-2	.000	1-2	3	1	1	0	0	0	0
N23	Duquesne	1-0	7	4-5	.800	0-0	.000	1-5	.200	2-2	4	0	0	0	2	0	9
N26	AU Puerto Rico	1-0	16	1-1	1.000	0-0	.000	1-2	.500	0-6	6	2	0	0	0	0	3
N27	UCLA	1-0	5	1-1	1.000	0-0	.000	0-0	.000	1-0	1	1	0	2	1	0	2
N28	Pittsburgh	1-0	17	4-6	.667	0-0	.000	0-1	.000	0-4	4	0	1	1	2	0	8
D3	Wake Forest	1-0	14	2-5	.400	0-0	.000	1-1	1.000	4-3	7	4	0	1	2	0	5
D7	DePaul	1-0	7	2-4	.500	0-0	.000	2-3	.667	1-1	2	1	0	1	0	1	6
D12	Kentucky	1-0	2	0-0	.000	0-0	.000	0-0	.000	0-1	1	0	0	0	0	0	0
D19	Princeton	1-0	9	0-0	.000	0-0	.000	1-2	.500	0-0	0	4	1	1	0	1	1
D23	North Texas	1-0	18	10-10	1.000	0-0	.000	8-8	1.000	2-3	5	2	2	2	1	0	28
D27	S. Carolina State	1-0	12	1-2	.500	0-0	.000	3-6	.500	0-1	1	3	1	0	0	0	5
J3	Duke	1-0	14	5-9	.556	0-0	.000	0-0	.000	4-3	7	3	0	1	2	1	10
J7	Virginia	1-0	8	1-2	.500	0-0	.000	1-2	.500	0-1	1	2	0	1	2	0	3
J10	NC State	1-0	13	1-1	1.000	0-0	.000	0-0	.000	0-1	1	1	0	1	1	1	2
J13	North Carolina	1-0	2	0-0	.000	0-0	.000	0-0	.000	0-0	0	3	0	1	0	0	0
J19	Georgia Tech	1-0	3	0-0	.000	0-0	.000	0-0	.000	0-2	2	0	0	0	0	0	0
J27	Florida State	1-0	15	4-6	.667	1-1	1.000	0-0	.000	1-1	2	3	0	1	1	0	9
J31	Wake Forest	1-0	13	2-6	.333	0-0	.000	0-2	.000	2-1	3	2	0	1	0	1	4
F3	Duke	1-0	19	5-5	1.000	0-0	.000	2-3	.667	3-2	5	5	2	1	0	0	12
F6	Virginia	1-1	26	6-10	.600	0-0	.000	2-5	.400	0-5	5	4	0	2	1	2	14
F10	NC State	1-1	21	3-5	.600	0-0	.000	1-4	.250	1-3	4	4	0	0	0	1	7
F13	North Carolina	1-1	26	4-6	.667	0-0	.000	2-2	1.000	3-1	4	4	3	3	4	3	10
F21	Georgia Tech	1-1	19	3-6	.500	0-0	.000	1-2	.500	1-5	6	3	0	0	1	2	7
F24	Clemson	1-0	24	3-4	.750	1-1	1.000	0-0	.000	2-3	5	4	2	1	1	1	7
F27	Florida State	1-1	26	2-5	.400	0-0	.000	2-6	.333	1-2	3	4	0	4	1	4	6
M5	Florida State (ACC)	1-1	24	6-8	.750	0-0	.000	6-8	.750	0-4	4	2	0	1	1	0	18
M6	No. Carolina (ACC)	1-1	24	1-5	.200	0-0	.000	4-4	1.000	2-3	5	3	1	2	0	0	6
M11	Valparaiso (NCAA)	1-1	15	1-3	.333	0-0	.000	4-6	.667	2-3	5	3	1	2	0	0	15
M13	Creighton (NCAA)	1-1	14	6-9	.667	0-0	.000	4-7	.571	3-1	4	4	0	0	0	0	16
M18	St. John's (NCAA)	1-1	13	2-7	.286	0-0	.000	2-2	1.000	3-5	8	4	1	0	0	0	6

Baxter's Career Statistics

Year	GP-GS	Min.-Avg.	FG-A	Pct.	3P-A	Pct.	FT-A	Pct.	OR-DR	Reb-Avg.	PF-D	Ast	To	Blk	St	Pts.-Avg.
1998-99	32-10	463-14.5	82-137	.599	2-2	1.000	51-89	.573	40-76	116-3.6	75-0	18	29	24	22	217-6.8
1999-00	35-35	970-27.7	218-409	.533	0-0	.000	111-187	.594	126-182	308-8.8	118-4	31	64	79	34	547-15.6
2000-01	36-35	935-26.0	199-387	.566	1-2	.500	122-206	.592	101-185	286-7.9	112-5	19	56	55	31	561-15.6
CAREER	103-80	2368-23.0	519-933	.556	3-4	.750	284-482	.589	267-443	710-6.9	305-9	68	149	158	87	1325-12.9

Baxter's ACC Statistics

Year	GP-GS	Min.-Avg.	FG-A	Pct.	3P-A	Pct.	FT-A	Pct.	OR-DR	Reb-Avg.	PF-D	Ast	To	Blk	St	Pts.-Avg.
1998-99	15-5	278-18.5	41-70	.586	2-2	1.000	12-27	.444	22-33	55-3.7	43-0	10	24	14	7	96-6.4
1999-00	16-16	433-27.1	111-206	.539	0-0	.000	42-75	.560	62-73	135-8.4	60-3	14	27	40	16	264-16.5
2000-01	16-15	407-25.4	93-170	.547	0-0	.000	40-68	.588	42-87	129-8.1	54-3	6	31	20	9	226-14.1
CAREER	47-36	1118-23.8	245-446	.549	2-2	1.000	94-170	.553	126-193	319-6.8	157-6	30	82	74	32	586-12.5

Baxter's NCAA Tournament Statistics


Year	GP-GS	Min.-Avg.	FG-A	Pct.	3P-A	Pct.	FT-A	Pct.	OR-DR	Reb-Avg.	PF-D	Ast	To	Blk	St	Pts.-Avg.
1998-99	3-3	42-14.0	9-19	.474	0-0	.000	10-15	.667	6-9	15-5.0	11-0	2	2	0	0	28-9.3
1999-00	2-2	52-26.0	13-26	.500	0-0	.000	8-13	.615	8-13	21-10.5	7-0	0	3	5	1	34-17.0
2000-01	5-5	133-26.6	30-62	.484	0-0	.000	21-35	.600	18-32	50-10.0	17-1	1	9	4	3	81-16.2
CAREER	10-10	227-22.7	52-107	.486	0-0	.000	39-63	.619	32-54	86-8.6	35-1	3	14	9	4	143-14.3

TERRAPIN NOTE: Baxter shot 69.8 percent and averaged 6.3 rebounds to lead the USA at the 2001 World University Games.



EIGHT CONSECUTIVE NCAA TOURNAMENTS • 2001 FINAL FOUR

HONORS CANDIDATE



25

STEVE BLAKE

Guard

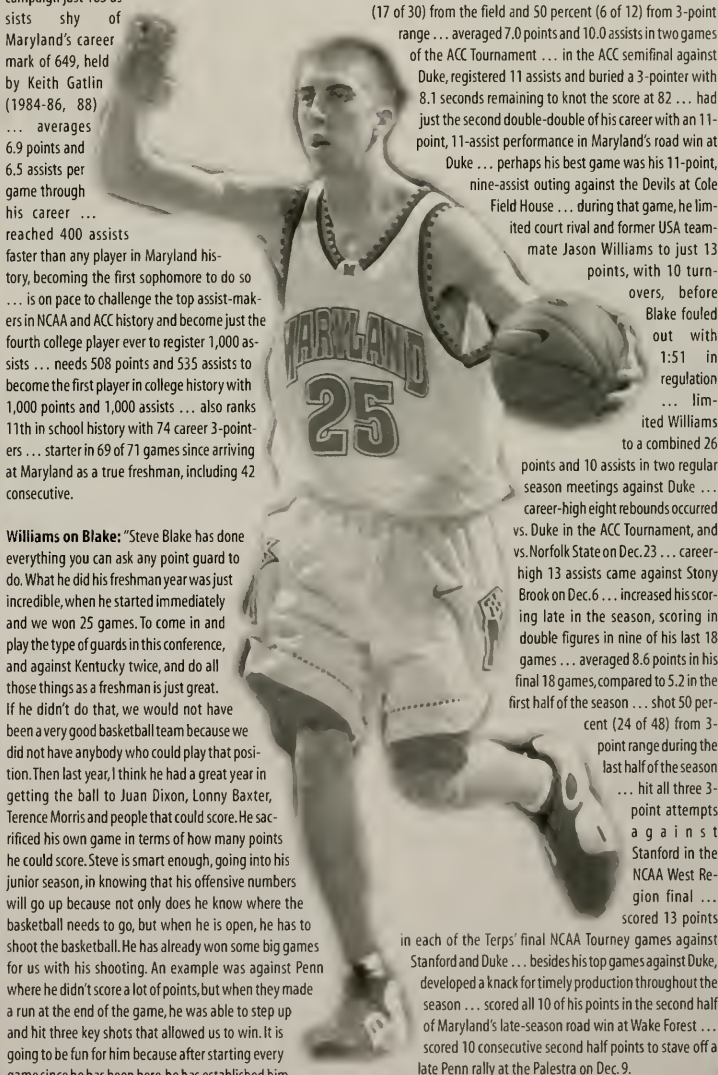
Miami Lakes, Fla.
(Oak Hill (Va.) Academy)
6-3 - 160 - Junior, 2V



Junior point guard who has played his way among the country's elite ball-handlers and playmakers ... Maryland is 50-21 with a trip to the Final Four, with Blake as its starting point guard through his freshman and sophomore seasons ... already boasts two of Maryland's top three seasons for assists, including a record 248 as a sophomore ... enters his junior campaign just 185 assists shy of Maryland's career mark of 649, held by Keith Gatlin (1984-86, 88) ... averages 6.9 points and 6.5 assists per game through his career ... reached 400 assists faster than any player in Maryland history, becoming the first sophomore to do so ... is on pace to challenge the top assist-makers in NCAA and ACC history and become just the fourth college player ever to register 1,000 assists ... needs 508 points and 535 assists to become the first player in college history with 1,000 points and 1,000 assists ... also ranks 11th in school history with 74 career 3-pointers ... starter in 69 of 71 games since arriving at Maryland as a true freshman, including 42 consecutive.

Williams on Blake: "Steve Blake has done everything you can ask any point guard to do. What he did his freshman year was just incredible, when he started immediately and we won 25 games. To come in and play the type of guards in this conference, and against Kentucky twice, and do all those things as a freshman is just great. If he didn't do that, we would not have been a very good basketball team because we did not have anybody who could play that position. Then last year, I think he had a great year in getting the ball to Juan Dixon, Lonny Baxter, Terence Morris and people that could score. He sacrificed his own game in terms of how many points he could score. Steve is smart enough, going into his junior season, in knowing that his offensive numbers will go up because not only does he know where the basketball needs to go, but when he is open, he has to shoot the basketball. He has already won some big games for us with his shooting. An example was against Penn where he didn't score a lot of points, but when they made a run at the end of the game, he was able to step up and hit three key shots that allowed us to win. It is going to be fun for him because after starting every game since he has been here, he has established himself as one of the best point guards in the nation."

2000-01: Started all 36 games of Terps' Final Four run of 2001 ... Terps' floor leader who led the ACC in assists, 6.9 per game, and a school record 248 overall ... first Terrapin to lead the league in assists since John Lucas in 1974 ... assist average ranked ninth nationally ... honorable mention All-ACC, though the second-leading vote-getter among point guards ... in the NCAA Tournament, averaged 9.4 points and 6.0 assists, shot 56.7 percent (17 of 30) from the field and 50 percent (6 of 12) from 3-point range ... averaged 7.0 points and 10.0 assists in two games of the ACC Tournament ... in the ACC semifinal against Duke, registered 11 assists and buried a 3-pointer with 8.1 seconds remaining to knot the score at 82 ... had just the second double-double of his career with an 11-point, 11-assist performance in Maryland's road win at Duke ... perhaps his best game was his 11-point, nine-assist outing against the Devils at Cole Field House ... during that game, he limited court rival and former USA teammate Jason Williams to just 13 points, with 10 turnovers, before Blake fouled out with 1:51 in regulation ... limited Williams to a combined 26 points and 10 assists in two regular season meetings against Duke ... career-high eight rebounds occurred vs. Duke in the ACC Tournament, and vs. Norfolk State on Dec. 23 ... career-high 13 assists came against Stony Brook on Dec. 6 ... increased his scoring late in the season, scoring in double figures in nine of his last 18 games ... averaged 8.6 points in his final 18 games, compared to 5.2 in the first half of the season ... shot 50 percent (24 of 48) from 3-point range during the last half of the season ... hit all three 3-point attempts against Stanford in the NCAA West Region final ... scored 13 points in each of the Terps' final NCAA Tourney games against Stanford and Duke ... besides his top games against Duke, developed a knack for timely production throughout the season ... scored all 10 of his points in the second half of Maryland's late-season road win at Wake Forest ... scored 10 consecutive second half points to stave off a late Penn rally at the Palestra on Dec. 9.



2001-02 MARYLAND BASKETBALL • TERRAPIN PROFILES 57

TERPNOTE: Maryland has 50 wins in two seasons with Steve Blake as its starting point guard.





EIGHT CONSECUTIVE NCAA TOURNAMENTS • 2001 FINAL FOUR

1999-00: ACC All-Freshman Team, honorable mention All-ACC and honorable mention ACC All-Defensive Team ... starting point guard for 33 of 35 games played during his first college season ... led Terps with 6.2 assists and was third among all NCAA freshmen ... the fifth freshman ever to lead the Terps in assists ... second on the team with 2.0 steals ... fourth in the ACC in both steals and assists ... finished third in the ACC with a 1.71 assist-to-turnover ratio ... set Terrapin freshman record with 217 assists while tying the class mark with 71 steals ... supplanted former Terp great John Lucas as the freshman assists leader ... became just the fourth Maryland player ever to surpass 200 assists in a season ... finished his freshman campaign with the second-best assist figure in Maryland history, just four shy of record-holder Keith Gatlin's 221 in 1985 ... his steals were sixth all-time, tied with current Harlem Globetrotters star Johnny "Ace" Rhodes ... was second on Terps with 37 3-point field goals, and fifth in scoring with 7.0 points per game ... was fourth on the club with 3.0 rebounds per contest ... 37 3FGs are second-best figure by a Maryland freshman ... increased his scoring as the season continued, scoring in double figures in four straight games entering the ACC Tournament (14.3 avg.) ... one of four Terrapin starters to average at least 30 minutes per game (31.9) ... scored his career-high 17 points in a March 1 home win over Florida State ... also added 10 assists for a double-double in points and assists against the Seminoles ... posted season-high 11 assists vs. Tulane and Illinois ... had 10 vs. Florida State, and three games with nine assists (at NC State, at UNC, at Wake Forest) ... earned a silver medal during summer 2000 as a member of the USA Basketball World Championships Qualifying Team, playing alongside teammate and roommate Jason Williams of Duke.



High School: Graduated from Oak Hill Academy in 1999 ... compiled an amazing 100-4 high school record between three different schools ... All-America honorable mention selection following his senior season by *USA Today* ... named the runner-up for the "Mr. Basketball" award in the state of Virginia following his senior season at Oak Hill ... ranked as the second-best prep point guard by recruiting analyst Bob Gibbons ... ranked as the sixth-best point guard entering the collegiate ranks in 1999-00 by recruiting expert Brick Oettinger ... named as the 44th-best overall player in the prep class of 1999 by *Recruiter's Handbook* and the *ACC Area Sports Journal* ... in the final game of his high school career, Blake led a team of ACC future stars past a team of future SEC stars, 145-115, in Reynolds Coliseum on the NC State campus in the Fila/USA Hoops Challenge ... helped lead the Capital team to victory in the D.C.-area Capital Classic ... **At Oak Hill:** Started at point guard and averaged 8.8 points and 7.3 assists as Oak Hill was named the high school national champion by *USA Today*, ESPN and the *Associated Press* ... Oak Hill continued its outstanding tradition with a perfect 31-0 record, becoming the school's third undefeated team in nine seasons (1991-99) ... Oak Hill defeated seven of the top 25 nationally ranked teams during the season ... scored 16 points and added 10 assists as Oak Hill defeated Mt. Zion (N.C.) to win the championship of the Reebok Invitational/Las Vegas Holiday Tournament ... named to the all-tournament team at Las Vegas ... averaged 6.3 assists in three games as Oak Hill won the Glaxo-Wellcome Holiday Tournament in Raleigh, N.C. ... credited with six assists as Oak Hill defeated Christ the King (N.Y.) in the championship game ... season-high 13 assists came at Minnetonka (Minn.) High School on Jan. 30 ... coach at Oak Hill

Blake's 2000-01 Game-by-Game Statistics (Sophomore)

Date	Opponent	G	GS	Min.	FG-A	Pct.	3FG-A	Pct.	FT-A	Pct.	O-D	Tot	PF	A	TO	B	S	Pts
N20	Louisville	1-1	23	1-2	500	0-1	000	1-1	1,000	0-1	1	1	9	3	0	1	3	
N21	Illinois	1-1	30	2-8	250	1-4	250	3-4	750	0-4	4	2	6	3	1	0	8	
N22	Dayton	1-1	28	2-8	250	1-4	250	0-0	000	0-4	4	3	5	5	0	1	5	
N29	Wisconsin	1-1	34	3-8	375	2-4	500	4-4	1,000	1-1	2	5	7	2	0	1	12	
D2	Michigan	1-1	25	0-1	000	0-1	000	2-2	1,000	0-2	2	2	5	4	1	3	2	
D3	Geo. Washington	1-1	29	0-5	000	0-2	000	1-2	500	0-1	1	4	6	3	0	1	1	
D6	Stony Brook	1-1	23	1-4	250	1-2	500	0-0	000	0-3	3	1	13	1	0	4	3	
D9	Pennsylvania	1-1	27	3-5	600	1-2	500	3-8	375	1-6	7	2	3	1	1	2	10	
D13	UMBC	1-1	25	2-5	400	1-2	500	2-2	1,000	0-3	3	1	10	2	0	4	7	
D23	Norfolk State	1-1	25	4-8	500	2-3	667	0-0	000	5-3	8	3	9	1	0	2	10	
D27	Chicago State	1-1	24	3-4	750	2-2	1,000	0-0	000	3-3	6	2	12	1	0	1	8	
D30	UMES	1-1	23	0-4	000	0-2	000	0-0	000	0-3	3	3	8	5	0	2	0	
J2	Clemson	1-1	13	0-1	000	0-0	000	0-2	000	0-0	0	2	9	6	0	1	0	
J6	Georgia Tech	1-1	29	2-5	400	0-1	000	2-2	1,000	1-1	2	2	9	5	0	2	6	
J10	North Carolina	1-1	27	2-9	222	1-3	333	0-0	000	1-2	3	0	4	1	0	4	5	
J14	Florida State	1-1	22	2-2	1,000	0-0	000	1-2	500	0-1	1	0	1	3	0	0	5	
J17	Wake Forest	1-1	31	1-6	167	0-3	000	2-2	1,000	0-0	0	1	4	4	0	0	4	
J21	NC State	1-1	31	2-4	500	0-0	000	1-2	500	0-2	2	2	4	5	0	3	5	
J27	Duke	1-1	29	4-10	400	1-4	250	2-2	1,000	0-1	1	5	9	3	0	1	11	
J31	Virginia	1-1	34	1-7	143	0-1	000	4-5	800	1-1	2	2	9	3	0	2	6	
F4	Clemson	1-1	35	4-9	444	2-5	400	2-2	1,000	0-4	4	1	5	1	2	3	12	
F6	Georgia Tech	1-1	38	2-5	400	1-3	333	0-0	000	0-2	2	2	6	3	1	2	5	
F10	North Carolina	1-1	35	4-9	444	3-8	375	0-0	000	0-6	6	3	5	2	0	3	11	
F14	Florida State	1-1	25	3-6	500	2-4	500	0-0	000	3-3	6	5	10	3	0	1	8	
F17	Wake Forest	1-1	37	4-7	571	2-3	667	0-0	000	1-2	3	1	4	3	0	0	10	
F20	NC State	1-1	27	5-9	556	3-6	500	2-2	1,000	2-4	6	0	9	0	0	1	15	
F24	Oklahoma	1-1	33	0-4	000	0-2	000	2-4	500	0-1	1	1	5	3	0	3	2	
F27	Duke	1-1	38	3-8	375	1-2	500	4-4	1,000	1-3	4	3	11	8	0	2	11	
M3	Virginia	1-1	16	1-2	500	0-1	000	0-0	000	1-0	1	4	4	2	0	1	2	
M9	Wake Forest (ACC)	1-1	28	3-7	429	3-5	600	0-0	000	1-1	2	1	9	4	0	0	9	
M10	Duke (ACC)	1-1	34	2-6	333	1-2	500	0-0	000	1-7	8	2	11	6	0	1	5	
M15	Geo. Mason (NCAA)	1-1	33	6-8	750	1-2	500	0-1	000	0-1	1	3	6	3	1	0	13	
M17	Ge. State (NCAA)	1-1	35	3-5	600	0-0	000	1-2	500	1-1	2	0	7	4	0	1	7	
M22	Georgetown (NCAA)	1-1	31	0-4	000	0-3	000	1-2	500	1-1	2	3	5	4	0	3	1	
M24	Stanford (NCAA)	1-1	28	3-5	600	3-3	1,000	4-4	1,000	0-1	1	4	7	4	0	1	13	
M31	Duke (NCAA)	1-1	31	5-8	625	2-4	500	1-2	500	1-3	4	4	5	6	0	0	13	

TERPNOTE: Two of Blake's six double-digit assist outings last season came against Duke.



EIGHT CONSECUTIVE NCAA TOURNAMENTS • 2001 FINAL FOUR

Blake's Career Highs

Category	#	Opponent/Date
Points	17	vs. Florida State, 3-1-00
FG	6	vs. George Mason, 3-15-01
	6	vs. Florida State, 3-1-00
FGA	13	vs. Duke, 1-9-00
3FG	4	at Clemson, 2-22-00
3FGA	8	at North Carolina, 2-10-01
FT	4	six times
FTA	8	at Penn., 12-9-00
Rebounds	8	vs. Duke, 3-10-01
	8	vs. Norfolk State, 12-23-00
Assists	13	vs. Stony Brook, 12-6-00
Blocks	2	vs. Clemson, 2-4-01
	2	vs. UCLA, 3-18-00
Steals	6	vs. Tulane, 11-19-99
	6	vs. Duke, 1-9-00
Minutes	43	vs. Virginia, 3-4-00

Blake's 1999-00 Game-by-Game Statistics (Freshman)

Date	Opponent	G-55	Min.	FG-A	Pct.	3FG-A	Pct.	FT-A	Pct.	O-D	Tot	PF	A	T0	B	S	Pts
N17	USF	1-1	26	1-3	.333	1-2	.500	1-2	.500	0-1	1	3	6	6	0	1	4
N19	Tulane	1-1	34	3-6	.500	1-3	.333	1-2	.500	1-1	2	3	11	6	0	6	8
N22	F. Dickinson	1-1	25	3-5	.600	1-2	.500	0-0	.000	2-2	4	0	3	1	1	1	7
N24	Kentucky	1-1	34	2-4	.500	0-2	.000	0-0	.000	1-1	2	5	7	5	0	2	4
N26	Notre Dame	1-1	35	4-9	.444	3-4	.750	3-4	.750	2-2	4	3	4	6	0	1	14
N30	Iowa	1-1	27	1-7	.143	1-4	.250	2-2	1.000	1-2	3	4	7	1	0	0	5
D4	Illinois	1-1	32	1-3	.333	0-2	.000	0-0	.000	0-4	4	4	11	4	0	2	2
D5	Geo. Washington	1-1	34	1-6	.167	0-1	.000	1-2	.500	1-1	2	1	6	7	1	3	3
D7	Winthrop	1-1	33	2-7	.286	2-5	.400	0-0	.000	0-0	0	2	5	4	1	1	6
D11	Kentucky	1-1	34	5-9	.556	2-6	.333	4-5	.800	0-2	2	2	3	3	0	4	16
D26	George Mason	1-1	36	2-7	.286	0-4	.000	0-0	.000	1-4	5	0	4	8	0	3	4
D30	UMBC	1-1	19	2-3	.667	0-1	.000	2-2	1.000	0-1	1	4	1	5	1	3	6
J2	Coastal Carolina	1-1	24	4-10	.400	2-5	.400	0-0	.000	1-2	3	3	7	5	0	1	10
J6	NC State	1-1	37	2-6	.333	0-2	.000	2-2	1.000	0-4	4	2	9	5	1	0	6
J9	Duke	1-1	38	5-13	.385	2-7	.286	0-0	.000	0-6	6	2	8	3	0	6	12
J16	Georgia Tech	1-1	31	2-8	.250	0-1	.000	0-0	.000	2-3	5	4	8	3	0	3	4
J19	Wake Forest	1-1	29	1-6	.167	0-3	.000	0-0	.000	0-3	3	2	7	3	0	0	2
J22	Clemson	1-1	30	3-5	.600	2-4	.500	2-2	1.000	0-2	2	3	7	2	0	5	10
J27	North Carolina	1-1	35	1-7	.143	1-6	.167	0-0	.000	0-3	3	3	9	5	0	2	3
J29	Florida State	1-1	36	0-2	.000	0-1	.000	2-2	1.000	0-4	4	1	7	1	0	2	2
F2	Virginia	1-1	29	1-3	.333	0-0	.000	3-4	.750	1-6	7	3	6	2	0	1	5
F6	NC State	1-0	29	0-1	.000	0-0	.000	1-6	.167	1-0	1	4	8	0	0	0	1
F9	Duke	1-1	33	3-7	.429	1-3	.333	0-0	.000	0-0	0	3	2	2	0	2	7
F13	Temple	1-1	36	3-8	.375	3-5	.600	0-0	.000	1-6	7	2	7	7	0	2	9
F16	Georgia Tech	1-1	27	2-2	1.000	1-1	1.000	0-0	.000	0-2	2	4	4	2	0	1	4
F19	Wake Forest	1-1	38	4-7	.571	1-2	.500	0-0	.000	0-2	2	1	9	5	0	3	9
F22	Clemson	1-1	30	5-7	.714	4-5	.800	0-0	.000	0-5	5	4	6	2	0	1	14
F26	North Carolina	1-1	34	3-5	.600	0-2	.000	4-4	1.000	0-2	2	1	5	2	0	1	10
M1	Florida State	1-0	30	6-8	.750	3-4	.750	2-2	1.000	0-4	4	2	10	1	1	2	17
M4	Virginia	1-1	43	5-10	.500	3-6	.500	0-4	.000	0-4	4	2	6	3	0	2	16
M10	Florida State (ACC)	1-1	22	1-4	.250	0-2	.000	0-0	.000	0-2	2	3	5	1	1	3	2
M11	NC State (ACC)	1-1	31	1-4	.250	1-3	.333	1-2	.500	0-2	2	2	8	1	1	2	4
M12	Duke (ACC)	1-1	39	3-8	.375	1-2	.500	0-0	.000	0-2	2	1	3	6	0	1	7
M16	Iona (NCAA)	1-1	34	2-3	.667	0-0	.000	1-1	1.000	0-3	3	2	2	7	0	2	5
M18	UCLA (NCAA)	1-1	31	2-8	.250	1-2	.500	0-0	.000	2-1	3	0	6	3	2	2	5

was Steve Smith ... **At Miami Senior:** The starting point guard at Miami Senior High School as a junior ... led Miami Senior to a 36-1 record and the 6A Florida state championship ... team was ranked No. 4 in the final rankings by *USA Today* ... was an honorable mention All-America selection by *USA Today*, all-state second team selection, all-county first team choice and a member of the state championship series all-tournament team ... all-tournament team selection at the Iolani Tournament (Hawaii) ... was selected to the all-tournament team and named the most valuable player at the Chelsea Tournament (Boston) ... scored 14 points, 12 from 3-point range, as Miami won the 1998 state championship ... scored 17 points for Miami Senior while defeating Dillard in the Wilt Chamberlain Rising Star Shootout with the tournament's namesake in attendance ... played for coach Frank Martin ... **At Miami Killian:** Played on the varsity as a freshman and sophomore at Miami Killian ... starting point guard who led Killian to a 33-3 record and to the semifinals of the 6A state tournament ... the first point guard to take Killian to the state semifinals in 19 years ... named to the state championship series all-tournament team and was an all-state honorable mention selection ... earned all-tournament team honors in the junior Orange Bowl Classic as a freshman and sopho-

more ... all-county first team as a sophomore and second team as a freshman ... coach at Killian was Gabe Corchiani.

International: Helped lead the United States to a silver medal in the 2000 World Championship qualifying tournament, and a gold medal in the 1998 Junior World Championship qualifying tournament (prior to his senior season at Oak Hill) ... tied for the team lead in assists with 20, an average of 3.3 per game ... credited with a team-high four assists in the gold medal game against Argentina ... had four assists in preliminary games against Canada and Cuba, and five vs. Brazil ... scored a personal-best eight points against Canada in the first game of the

tournament ... scored on five-of-nine free throws against Canada ... selected as a member of the U.S. Junior World Championship Team which played in Portugal in July of 1999.

Personal: Steven Hanson Blake ... born Feb. 26, 1980, in Hollywood, Fla. ... son of Richard and Cindy Blake ... the youngest of four children, with three older sisters ... majoring in criminology and criminal justice ... member of the National Honor Society and graduated fourth in his senior class at Oak Hill ... played in the Charlie Weber Invitational Tournament in Cole Field House prior to both his junior and senior years in high school.

Blake's Career Statistics

Year	GP-GS	Min.-Avg.	FG-A	Pct.	3P-A	Pct.	FT-A	Pct.	OR-DR	Reb-Avg.	PF-D	Ast	To	Blk	St	Pts.-Avg.
1999-00	35-33	1115-31.9	86-211	.408	37-102	.363	35-51	.686	17-89	106-3.0	81-0	217	127	10	71	244-7.0
2000-01	36-36	1036-28.8	83-208	.399	37-94	.394	45-63	.714	25-83	108-3.0	83-3	248	111	7	57	248-6.9
Career	71-69	2151-30.3	169-419	.403	74-196	.378	80-114	.702	42-172	214-3.0	164-3	465	238	17	128	492-6.9


Blake's ACC Statistics

Year	GP-GS	Min.-Avg.	FG-A	Pct.	3P-A	Pct.	FT-A	Pct.	OR-DR	Reb-Avg.	PF-D	Ast	To	Blk	St	Pts.-Avg.
1999-00	16-14	529-33.1	43-97	.443	18-47	.383	19-28	.679	4-50	54-3.4	41-0	111	41	2	31	123-7.7
2000-01	16-16	467-29.2	40-99	.404	16-44	.364	20-25	.800	10-33	43-2.7	36-2	100	46	3	26	116-7.3
Career	32-30	996-31.1	83-196	.423	34-91	.374	39-53	.736	14-83	97-3.0	77-2	211	87	5	57	239-7.5

Blake's NCAA Tournament Statistics


Year	GP-GS	Min.-Avg.	FG-A	Pct.	3P-A	Pct.	FT-A	Pct.	OR-DR	Reb-Avg.	PF-O	Ast	To	Blk	St	Pts.-Avg.
1999-00	2-2	65-32.5	4-11	.363	1-2	.500	1-1	1.000	2-4	6-3.0	2-0	8	10	2	4	10-5.0
2000-01	5-5	158-31.6	17-30	.567	6-12	.500	7-11	.636	3-7	10-2.0	14-0	30	21	1	5	47-9.4
Career	7-7	223-31.9	21-41	.512	7-14	.500	8-12	.667	5-11	16-2.3	16-0	38	31	3	9	57-8.1

TEPNOTE: Blake started all 36 games of the Terps' Final Four run of 2001.





EIGHT CONSECUTIVE NCAA TOURNAMENTS • 2001 FINAL FOUR



3

JUAN DIXON

Guard

Baltimore, Md.
(Calvert Hall)

6-3 - 164 - Senior, 3V



ALL-AMERICA CANDIDATE

All-America shooting guard among the most dynamic scorers and all-around players in the country ... rated the nation's top 1 or 2 shooting guards by multiple preseason publications prior to leading Maryland to the Final Four in 2001 ... second-year preseason candidate for the Naismith and Wooden Player of the Year awards ... slashing scorer who creates well off the dribble and makes opportunities both for himself and for teammates ... described by teammates as "fearless" ... first Terp since Joe Smith and just the fifth overall to earn ACC first team honors in back-to-back seasons ... can become the only Terrapin besides John Lucas (1974-76) to earn first team distinction in three consecutive seasons ... can also become the only Terp besides Lucas ever to lead Maryland in scoring in three straight seasons ... led Maryland with 18.0 and 18.2 points per game as a sophomore and a junior, respectively ... also led Maryland and the ACC with 2.7 and 2.6 steals, respectively, in each of those seasons ... can become just the fourth player in ACC history to lead the circuit in steals in three straight seasons, including Maryland's Johnny Rhodes (1994-96) ... 13th player in Maryland history to amass 1,500 points in a career ... currently 13th among career scoring leaders, third in steals and third in 3FGs ... enters his senior campaign 615 points shy of the Maryland career scoring record, after averaging 642 in each of the past two seasons ... enters his senior campaign 104 thefts shy of Rhodes' school and league record 344 career steals ... he would become only the second ACC player besides Rhodes (110 in 1996) ever to record 100 steals in a season, after making 95 and 96 thefts in each of the last two years ... needs 40 3FGs to break Rhodes' school record for career 3FGs ... fifth player in Maryland history to score 30 points or more at least five times (Walt Williams-15, Joe Smith-7, Len Bias-6, John Lucas-5, Juan Dixon-5) ... scored in double figures in 66 of his last 71 games ... has never fouled out in 105 career games.

Williams on Dixon: "Well, everybody knows Juan's story by now, but what I like about Juan is that he is not satisfied. He has already won a tremendous amount of awards, but what is great is watching him score against teams whose defense is really geared to stopping him. It's just really incredible. His play in big games is great because there are some guys who can score a lot of points, but when it comes to the big games they may not want to take the big shot. Juan is the kind of player that just wants the ball in key situations against good teams. He has dramatically improved his ball handling, and he has become a very good outside shooter to complement his scoring

ability as he drives to the basket. The thing I like most about Juan is that he has no fear of anybody that plays against him. He is not afraid to place himself in pressure situations. He's one of the most positive players I've coached in terms of staying with his shot and not letting slumps or setbacks get in his way. He's very resilient."


2000-01: Started all 36 games ... third team All-America selection by *Basketball Times* and the NABC ... honorable mention All-American by the *Associated Press* ... All-ACC West Region ... first team All-ACC ... first team ACC All-Tournament ... ACC All-Defensive Team ... shared team MVP honors with Lonny Baxter ... ACC steals leader for second straight season with 2.6 per game ... fifth in ACC with 18.2 points per game, fourth in ACC games with a 19.1-point average ... also averaged 4.3 rebounds and 2.6 assists ... in the NCAA Tourney, averaged 17.0 points, 5.2 rebounds and 2.8 steals ... ranked 13th among NCAA steals leaders, and 26th among free throw shooting leaders ... scored in double figures in 34 of 36 games as a junior, and posted steals in 35 of 36 games ... second in the ACC in free throw percentage at 86.5 percent ... second-highest free throw percentage in Maryland history, and the best of any player with 100 or more attempts ... made school-record 40 consecutive free throws to open the ACC season ... made 60 of 61, with another streak of 20 straight ... finished junior season with the third-best Maryland campaigns in steals (95) and 3-point field goals (62) ... enjoyed one stretch with 19 or more points in 11 consecutive games, and 12 of 13 ... season-high 30 points at home against Wake Forest and NC State ... ended the regular season with 30 points against NC State, 23 vs. Oklahoma, 28 at Duke and 21 against Virginia ... ACC Player of the Week in each of the regular season's final two weeks ... scoreless at halftime against No. 15 Oklahoma, changed shoes at halftime and blistered the Sooners for 23 points in the second period, prompting OU coach Kelvin Sampson to say, "he's as good as advertised" ... three nights later, Dixon shot 11 of 20 from the floor and added five steals as the Terps beat Duke at Cameron Indoor Stadium for the second straight season ... reaction from Duke coach Mike Krzyzewski, "Dixon was literally sensational" ... scored 28 points with a career-high eight steals against Georgia Tech on Jan. 6 ... tied a career-high with 11 rebounds vs. Clemson on Feb. 4, producing the second double-double of his career ... matched a career-high with eight assists against Chicago State on Dec. 27.

1999-00: Honorable mention All-America guard ... first-team All-ACC ... ACC All-Defensive first team ... first team ACC All-Tournament ... twice named ACC Player of the Week ... started all 35 games as a sophomore, leading the ACC in steals (2.7) and finishing second in the league with 18.0 points per game ... also was second in the league with a 19.8-point clip in ACC games only ...

TERP NOTE: Dixon is a slashing, tireless, relentless playmaker on both ends of the floor.



EIGHT CONSECUTIVE NCAA TOURNAMENTS • 2001 FINAL FOUR



45

TAHJ HOLDEN

Forward

Red Bank, N.J.

(Red Bank Regional)

6-10 - 247 - Junior, 2V



Third-year player who may work his way into a starting role in 2001-02 ... has been a key contributor off the bench in each of the past two seasons ... player with excellent size who plays a physical role in the interior, and who also steps out and hits the 3-pointer ... has hit 21 of 44 (47.7 percent) 3-point field goals in his career ... provides the Terps with a dominating inside presence while maintaining mobility enough to score and defend away from the basket ... has played some of his best games in Maryland's biggest games ... president of Maryland's Student-Athlete Advisory Council (SAAC) ... a representative on the ACC's Student-Athlete Advisory Council, was voted the vice president of the league's SAAC in September.

Williams on Holden: "When we recruited Tahj, the report was that he was a very good player but that he was kind of soft. To his credit, Tahj has become one of our strongest and toughest players. I can't say enough about him. I never saw as much criticism of a player before he even got a chance to practice by some people, and he just threw it all in their face. He is very tough, very physical. He made a big difference in our team last year when he came back from his broken foot. Without Tahj, we would not have been in the Final Four because his inside defense was key against teams like Stanford. I expect Tahj, very much like Lonny Baxter, to improve each year. As a junior, he has a great chance to be a starter for us. He is very smart. He is one of those players who, as a coach, you don't have to say things twice to him."


2000-01: Played in 27 games, averaging 4.5 points and 2.3 rebounds in 12.1 minutes per contest ... turned in some of his best performances down the stretch as the Terps boasted one of the deepest and best rebounding teams in the NCAA Tournament ... averaged 6.4 points, 2.8 rebounds and shot 52.9 percent from the field during five NCAA Tournament games ... came off the bench to score 10 points and grab five rebounds in 10 minutes of play against Georgetown in the Sweet Sixteen, then followed with a 14-point effort against Stanford in the NCAA West Region final ... hit 3-of-4 3-point field goal attempts against the Cardinal to match a career-high, and made 12-of-25 3FGs for the season ... career-high eight free throws against Stanford ... had nine points against Virginia in the regular season finale, and posted 10 during just seven minutes of play against Duke in the

ACC semifinals ... season-high 23 minutes against Wisconsin in the ACC/Big Ten Challenge on Nov. 29 ... season-high seven rebounds in 98-96 overtime loss to Duke at Cole Field House ... played in each of the Terps' final 20 games after missing nine games with a broken bone (fifth metatarsal) in his left foot ... broke the bone in practice on Dec. 7 and had successful surgery to insert a screw into the foot on Dec. 9 ... returned for the Wake Forest game where he saw 12 minutes of action, forced a technical foul and immediately commanded a physical presence in the paint.

1999-00: Played in all 35 games and drew three starts as a true freshman ... averaged 3.3 points and 2.0 rebounds in over 12 minutes per game ... one of three Terp freshmen to appear in all 35 contests ... played 23 minutes in his first career start, vs. Clemson (Jan. 22), while taking the place of injured All-American Terence Morris ... responded with 12 points on 4-of-6 shooting and 10 rebounds for his only double-double ... also had five blocked shots ... included in the 10 boards were five on the offensive end ... started and played just eight minutes in home win over NC State (Feb. 6) when he picked up three quick fouls ... started NCAA Tournament win over Iona in place of Danny Miller who missed the game with an ankle injury ... contributed four points and four rebounds in a season-high 30 minutes ... season-high 17 points on 5 of 7 shooting, including 3 of 3 treys, against Wake Forest (Jan. 19) ... in back-to-back games against Wake and Clemson, scored 29 points with 16 rebounds ... shot 9-of-13 overall and was good on 3-of-4 3-pointers ... named ACC Rookie of the Week on Jan. 24 after performances vs. Wake Forest and Clemson ... averaged 5.3 points and 5.0 rebounds per game as a starter ... scored nine points in 20 minutes off the bench in the ACC Tournament title game vs. Duke ... averaged a solid 14 minutes per game during conference action ... shot 47.4 percent from 3-point range (9-of-19) ... shot 47.8 percent from the floor, overall, in ACC play ... 26 blocked shots was third on the team.


High School: Selected all-state by the *Associated Press* ... an all-state second-team choice following his senior season by the *Gannett* newspaper chain ... all-state fourth team by *New Jersey Hoops* ... played in the New Jersey Scholastic Coaches Association All-Star game following his senior season ... ranked as the 48th-best prep player entering the collegiate ranks for the 1999-2000 season by

TERP NOTE: Terrapin big man Tahj Holden spreads the defense with nearly 50 percent 3-point accuracy.





EIGHT CONSECUTIVE NCAA TOURNAMENTS • 2001 FINAL FOUR



Tajh Holden serves as president of Maryland's Student-Athlete Advisory Council, and is the vice president of the ACC's S.A.A.C. He was a keynote speaker at the Student-Athlete Picnic to kick off the 2001-02 school year.

Holden's Career Statistics

Year	GP-GS	Min.-Avg.	FG-A	Pct.	3P-A	Pct.	FT-A	Pct.	DR-DR	Reb-Avg.	PF-D	Ast	To	Blk	St	Pts.-Avg.
1999-00	35-3	431-12.3	32-74	.432	9-19	.474	43-64	.672	20-49	69-2.0	61-2	34	7	26	18	116-3.3
2000-01	27-0	326-12.1	39-79	.494	12-25	.480	31-51	.608	17-44	61-2.3	50-0	15	21	13	10	121-4.5
CAREER	62-3	757-12.2	71-153	.464	21-44	.477	74-115	.644	37-93	130-2.1	111-2	49	28	39	28	237-3.8


Holden's ACC Statistics

Year	GP-GS	Min.-Avg.	FG-A	Pct.	3P-A	Pct.	FT-A	Pct.	DR-DR	Reb-Avg.	PF-D	Ast	To	Blk	St	Pts.-Avg.
1999-00	16-2	228-14.3	22-46	.478	5-11	.455	22-34	.647	14-29	43-2.7	39-2	18	3	16	6	71-4.4
2000-01	12-0	129-10.8	18-39	.462	5-14	.357	10-17	.588	7-19	26-2.2	23-0	10	6	3	5	51-4.3
CAREER	28-2	357-12.8	40-85	.471	10-25	.400	32-51	.628	21-48	69-2.5	62-2	28	9	19	11	122-4.4

Holden's NCAA Tournament Statistics


Year	GP-GS	Min.-Avg.	FG-A	Pct.	3P-A	Pct.	FT-A	Pct.	DR-DR	Reb-Avg.	PF-D	Ast	To	Blk	St	Pts.-Avg.
1999-00	2-1	45-22.5	1-9	.111	1-3	.333	2-2	1.000	0-4	4-2.0	3-0	5	0	1	5	7-3.5
2000-01	5-0	74-14.8	9-17	.529	3-5	.600	11-17	.647	4-10	14-2.8	11-0	1	7	1	1	32-6.4
CAREER	7-1	119-17.0	10-26	.385	4-8	.500	13-19	.684	4-14	18-2.6	14-0	6	7	2	6	39-5.6

NOTE: Holden averaged nearly 15 minutes per game in last year's NCAA Tournament.





EIGHT CONSECUTIVE NCAA TOURNAMENTS • 2001 FINAL FOUR



1

BYRON MOUTON

Guard/Forward

Rayne, La.

(Rayne/Tulane)

6-6 - 215 - Senior, IV



Byron Mouton

HONORS CANDIDATE

Maryland senior is one of four returning starters to Maryland's Final Four squad of 2001... explosive scorer who worked his way into the Terps' starting lineup four games into 2000-01... joins teammates Lonny Baxter and Juan Dixon as 1,000-point scorers on this season's roster... an inside scoring threat with tremendous athletic ability... scores in bunches and plays with contagious enthusiasm... averaged 13.5 points and 3.7 rebounds in 54 career games at Tulane, before transferring after the 1998-99 season.

Williams on Mouton: "Byron changed our team last year when he became a starter after the Maui tournament and Wisconsin game. Last year's team was interesting because we had some laid-back guys on the team, and Byron is not afraid to show his emotions. That, along with his ability as a basketball player, has really helped us. Byron is a scorer and he finds ways to score, but he also is a very tough defensive player. You need all five guys on the court who care about playing defense and that is what we had last year. Byron added to that when he came into the lineup because he was another guy who wanted to stop his man. He made his contributions on both ends of the court."

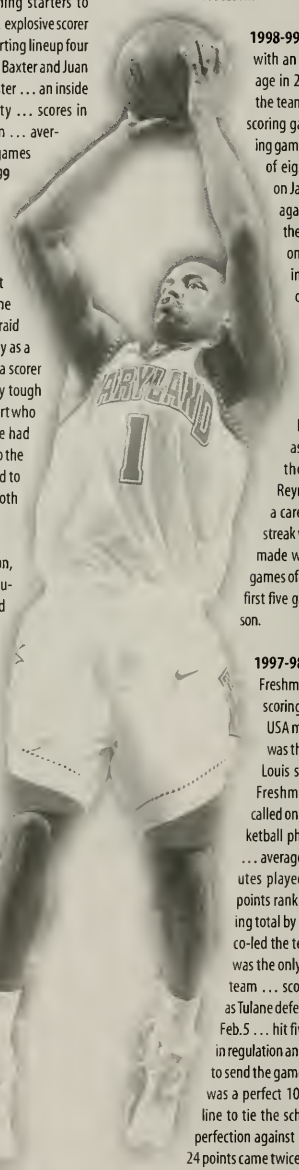
2000-01: Appeared in all 36 games last season, and started in 30... Maryland was 23-7 with Mouton in its starting lineup... first-year Maryland player who finished fourth on the team in scoring, 9.6 points, and rebounds, 4.0... averaged 8.0 points and 4.2 rebounds through five NCAA Tournament games, including sharing team scoring honors with 22 points in a first round victory over George Mason... shot 6-of-9 against the Patriots, and his perfect 9-of-9 free throw shooting set a Maryland tournament record for a single game... recorded the first double-double of his career by posting 13 points and a career-high 12 rebounds against Duke on Jan. 27... surpassed the 1,000-point plateau by scoring 12 points during a Feb. 20 home win over NC State... shot 139 percentage points higher as a junior (.508) than during his first two years combined, at Tulane (.369)... Cited by *The Sporting News* as the ACC's Impact Newcomer of the year through the first half of the season... season-high 28 points (9-of-11 FGs) in win over Maryland-Eastern Shore on Dec. 30... enjoyed a three-game stretch with 20-of-28 (71.4%) shooting against George Washington, Stony Brook and Pennsylvania... scored 17 points with five rebounds in the BB&T championship game against GW to earn all-tournament honors... all 20 points at Penn came in the first half.


1999-00: Redshirt season.

1998-99: Was Tulane's leading scorer with an 11.4 points per-game average in 25 games played... tied for the team lead with 15 double-figure scoring games... two 20-point scoring games... equaled his career high of eight rebounds against DePaul on Jan. 20... led the Green Wave against DePaul with 11 points in the Conference USA Tournament on March 5... scored 15 points in a double-overtime victory over South Florida on Feb. 27... was 5-of-10 from the field including 3-of-4 from 3-point range against the Bulls... scored seven points and grabbed four rebounds at NC State on Feb. 21 as the Green Wave played in the final game at historic Reynolds Coliseum... recorded a career-long consecutive-games streak with at least one 3-point shot made which included the final four games of his freshman season and the first five games of his sophomore season.

1997-98: Named to the C-USA All-Freshman team as he led Tulane in scoring (15.3 ppg)... invited to the USA men's national team trials... was the runner-up to former Saint Louis star Larry Hughes for C-USA Freshman of the Year honors... called one of the Top 15 first-year basketball phenoms by *Sports Illustrated*... averaged a team-leading 31.3 minutes played in 29 games... his 444 points rank as the second-highest scoring total by a Tulane freshman... led or co-led the team in scoring 16 times and was the only double figure scorer on the team... scored a career-high 31 points as Tulane defeated Southern Mississippi on Feb. 5... hit five consecutive 3-point shots in regulation and a buzzer-beating 3-pointer to send the game into a second overtime... was a perfect 10-of-10 from the free-throw line to tie the school record for single-game perfection against UNC-Charlotte on Feb. 9... 24 points came twice: Nov. 17 at Tulsa and Dec. 20 vs. Alabama... scored 23 points at Hawaii on Dec. 6 and 18 against Long Beach State on Dec. 7 in earning all-tournament team honors at the University of Hawaii PowerBar Invitational

TEPNOTE: Maryland went on a 10-game win streak last season after Mouton entered the starting lineup for the first time against Michigan.





EIGHT CONSECUTIVE NCAA TOURNAMENTS • 2001 FINAL FOUR

Mouton's 2000-01 Game-by-Game Statistics (Junior)

Date	Opponent	G-GS	Min.	FG-A	Pct.	3FG-A	Pct.	FT-A	Pct.	O-D	Tot	PF	A	TO	B	S	Pts
N20	vs. Louisville	1-0	16	6-10	.600	1-3	.333	2-4	.500	2-3	5	2	1	1	0	0	15
N21	vs. Illinois	1-0	24	3-6	.500	1-2	.500	1-2	.500	2-0	2	4	1	1	0	1	8
N22	vs. Dayton	1-0	19	2-3	.667	0-0	.000	1-3	.333	2-1	3	1	1	2	0	2	5
N29	vs. Wisconsin	1-0	27	6-9	.667	0-1	.000	2-2	1.000	2-1	3	3	0	1	0	0	14
D2	vs. Michigan	1-1	20	1-4	.250	0-1	.000	4-4	1.000	1-3	4	3	2	1	0	0	6
D3	vs. Geo. Washington	1-1	31	8-12	.667	1-1	1.000	0-0	.000	4-1	5	2	2	1	1	1	17
D6	Stony Brook	1-1	19	6-7	.857	0-0	.000	7-8	.875	2-3	5	1	1	1	1	2	19
D9	at Pennsylvania	1-1	32	6-9	.667	3-3	1.000	5-7	.714	4-1	5	2	3	2	0	0	20
D13	UMBC	1-1	22	3-8	.375	0-2	.000	1-2	.500	1-1	2	3	1	4	0	2	7
D23	Norfolk State	1-1	25	5-9	.556	0-1	.000	0-1	.000	1-1	2	3	1	2	0	0	10
D27	Chicago State	1-1	20	4-8	.500	0-0	.000	3-3	1.000	2-2	4	3	2	0	0	0	11
D30	UMES	1-1	27	9-11	.818	2-3	.667	8-8	1.000	3-0	3	2	2	4	0	4	28
J2	at Clemson	1-1	29	5-8	.625	2-4	.500	5-6	.833	2-1	3	2	3	3	1	1	17
J6	Georgia Tech	1-1	16	1-2	.500	0-0	.000	2-2	1.000	0-2	2	1	1	1	0	1	4
J10	North Carolina	1-1	20	1-6	.167	0-1	.000	0-0	.000	4-2	6	4	1	1	0	1	2
J14	at Florida State	1-1	28	5-8	.625	1-1	1.000	4-5	.800	3-2	5	4	0	0	0	0	15
J17	Wake Forest	1-1	24	2-9	.222	0-0	.000	1-2	.500	3-2	5	3	1	0	1	1	5
J21	at NC State	1-1	25	2-8	.250	0-3	.000	4-6	.667	1-6	7	4	1	1	0	0	8
J27	Duke	1-1	32	5-10	.500	1-2	.500	2-2	1.000	6-6	12	4	0	4	0	1	13
J31	at Virginia	1-1	29	4-8	.500	1-1	1.000	2-2	1.000	2-2	4	3	3	3	0	1	11
F4	Clemson	1-1	19	0-2	.000	0-1	.000	0-1	.000	2-0	2	2	2	3	0	0	0
F6	at Georgia Tech	1-1	17	1-4	.250	0-2	.000	4-4	1.000	1-1	2	2	2	2	0	0	2
F10	at North Carolina	1-1	9	1-3	.333	0-1	.000	0-0	.000	0-0	0	2	1	1	0	0	2
F14	Florida State	1-0	25	5-7	.714	1-2	.500	0-2	.000	1-2	3	4	0	1	1	0	11
F17	at Wake Forest	1-1	18	2-4	.500	1-1	1.000	2-2	1.000	0-0	0	4	0	0	0	0	7
F20	NC State	1-1	24	4-8	.500	0-0	.000	4-4	1.000	1-4	5	3	3	0	0	0	12
F24	Oklahoma	1-1	34	4-7	.571	0-0	.000	2-3	.667	4-2	6	4	2	0	1	0	10
F27	at Duke	1-1	28	2-8	.250	0-0	.000	4-6	.667	3-4	7	3	1	0	0	0	8
M3	Virginia	1-0	21	2-5	.400	0-1	.000	0-0	.000	1-2	3	2	1	3	0	0	4
M9	Wake Forest (ACC)	1-1	20	3-7	.429	0-0	.000	1-2	.500	3-4	7	2	2	0	1	2	7
M10	Duke (ACC)	1-1	22	1-2	.500	0-0	.000	0-0	.000	2-2	2	2	0	0	1	0	2
M15	Geo. Mason (NCAA)	1-1	25	6-9	.667	1-1	1.000	9-9	1.000	2-1	3	4	0	1	0	1	22
M17	Ga. State (NCAA)	1-1	16	2-5	.400	1-3	.333	0-0	.000	0-0	0	4	0	2	0	1	5
M22	Georgetown (NCAA)	1-1	22	2-7	.286	0-1	.000	0-0	.000	3-4	7	1	1	1	0	0	4
M24	Stanford (NCAA)	1-1	14	0-3	.000	0-0	.000	0-0	.000	2-2	4	3	1	0	1	1	0
M31	Duke (NCAA)	1-1	18	4-6	.667	0-0	.000	1-2	.500	4-3	7	2	1	1	0	2	9



... led the Green Wave with 16 points and a career-high eight rebounds against Rhode Island on Jan. 15 ... tied his career high rebounding total of eight against South Florida three games later on Jan. 24 ... scored 20 points on three-of-four shooting from the 3-point line at Alabama-Birmingham on Feb. 14.

High School: Graduated from Rayne High School in 1997 ... averaged 31.7 points, 9.5 rebounds, 4.0 assists and 3.4 steals as a senior ... shot 57 percent from the floor and 88 percent from the free throw line during his senior season ... was ranked as one of the top 25 recruits as a high school senior in 1997 ... was the Class 3A Player of the Year as a junior and senior ... selected as the All-Acadiana Player of the Year by the *Lafayette Daily Advertiser* ... ranked as the 15th best player in the class of 1997 by *Prep Stars Recruiters' Handbook* ... rated No. 29 nationally by Bob Gibbons' *All-Star Sports Report* ... averaged 32.0 points and 13.2 rebounds as a junior, 27.3 points and 11.0 rebounds as a sophomore and 19.3 points and 7.5 rebounds as a freshman on the varsity squad ... led Rayne to a cumulative record of 125-21 (.856) and the state championship since his sophomore season ... Rayne advanced to the state semifinals during his sophomore and junior seasons.

Personal: Byron King Mouton ... born April 29, 1978 ... son of Shirley Mouton ... majoring in art studio.



TEPNOTE: Mouton scored 13 points with a career-high 12 rebounds vs. Duke last season at Cole.





EIGHT CONSECUTIVE NCAA TOURNAMENTS • 2001 FINAL FOUR



12

DREW NICHOLAS

Guard

Hempstead, N.Y.
(Long Island Lutheran)
6-3 - 160 - Junior, 2V



Versatile, sharp-shooting junior guard who filled multiple roles on the Terps' 2001 Final Four team ... Maryland's first guard off the bench who can play any of the 1, 2, or 3 positions on the floor ... a deadly shooter who most naturally plays in the shooting guard spot ... successfully made the transition last season to backing Steve Blake at point guard ... will continue to improve with greater strength and ballhandling skills, becoming one of the Terps' most valuable talents ... has played in all 71 games of his Maryland career and has moved into 12th on Maryland's career chart for 3-point field goals (65) ... played in double-figure minutes in 63 of 71 games as a freshman and sophomore.

Williams on Nicholas: "Drew was probably as valuable, and has made as much of a contribution, as anybody in our program in the past year because we needed somebody to back up Steve Blake at the point. We didn't want to lose Drew's shooting abilities, so he really wound up playing three positions. Drew is long enough to be able to play the 3-spot, when you want to go with three guards, and he certainly handled the ball well enough in some big games when we asked him to play the point position. Even though he is still mostly a shooting guard, his ball-handling experience has made him a better basketball player. He is a good ball-handler now and he hasn't lost the ability to shoot the ball. He's become a very well-rounded player, and we're able to use him more this coming year because of that."

2000-01: Played in all 36 games and was third on the team in both 3-point field goals (34) and assists (86) ... averaged 16.6 minutes per contest, while scoring 6.6 points with 1.6 rebounds each game ... shot 49.4 percent from the floor and 42.0 percent from 3-point range ... averaged 5.4 points and 13.8 minutes per game during Maryland's NCAA Tournament run ... made 11 of 13 free throws during the tournament ... will be remembered for dribbling out the clock in the Terps' 87-73 NCAA West Region championship win over Stanford ... Chevrolet/CBS-TV player of the game with a season-high 16 points and career-high 10 assists in the Terps' regular season finale against Virginia ... played a season-high 27 minutes during a 102-67 rout of the No. 7 Cavaliers, shooting 7-of-8 from the floor including both 3-point attempts ... had double figures in consecutive games off the bench, with 15 at Georgia Tech on Feb. 6 and 16 at top-ranked North Carolina on Feb. 10 ... career-high five rebounds in ACC/Big Ten Challenge against Wisconsin on Nov. 29 ... against Dayton at the Maui Invitational, shot 4-of-5 from 3-point range, scoring 12 points with five assists and two steals ... six double-figure scoring games overall.

1999-00: Played in all 35 games as a true freshman and averaged 5.1 points ... one of five Terps with 30 or more 3-point field goals ... made 31-of-92 3-point attempts while averaging 15.7 minutes per game to lead all of Maryland's bench contributors ... also contributed 50 assists (1.4) and 16 steals (0.5) ... earned double-figure minutes in 30 of 35 games ... erupted with a season-high 27 points in a non-conference win over Fairleigh Dickinson on Nov. 22 ... played a season-best 28 minutes while hitting 9-of-11 shots, including four 3-pointers, against the Knights ... made 4-of-6 3-point attempts vs. FDU ... also scored in double figures with 12 points in 26 minutes vs. UMBC ... season-high five rebounds in home win over Winthrop ... dished a season-best six assists vs. Florida State in the ACC Tournament ... had four steals vs. Tulane ... totaled 18 points in three ACC Tournament games ... averaged 16 minutes and six points per game in two NCAA Tournament games ... shot 42.1 percent from the floor, overall.

High School: Graduated from Long Island Lutheran High School in 1999 ... three-year varsity letterwinner, and two-year starter ... played on three teams which advanced to the state federation final four ... averaged 24.2 points, 4.5 rebounds, 4.0 assists and 3.7 steals per game as a senior and shot a remarkable 57 percent from the floor ... hit 75 3-point shots during his senior season ... scored 1,011 career points ... earned the Richard Sandler Award as the top player in Nassau County following his senior season ... the award is presented annually by *Newsday* and has previously been awarded to collegiate stars Zendon Hamilton of St. John's in 1994 and Wally Sczerbiak of Miami (Ohio) in 1995 ... Nassau County Player of the Year and All-Long Island first-team selection by *Newsday* ... named a tri-state legend by the *New York Daily News* following his senior season ... previous honorees on the legend team include Elton Brand, Tim Thomas and Ron Artest ... was honored as a member of the legend team at Madison Square Garden on April 29, 1999 prior to a New York Knicks vs. Philadelphia 76ers game ... all-state Class A selection by the N.Y. state sportswriters association ... all-city first-team selection by the *New York Post* following his outstanding senior season ... named the MVP of the Sugar City Classic as he led Lutheran to the tournament championship in Savannah, Ga., his senior season ... scored 39 points and

TERP NOTE: Terps' combo guard Drew Nicholas already is on the Maryland career chart for 3-point field goals.





EIGHT CONSECUTIVE NCAA TOURNAMENTS • 2001 FINAL FOUR



Nicholas' Career Statistics

Year	GP-GS	Min.-Avg.	FG-A	Pct.	3P-A	Pct.	FT-A	Pct.	OR-DR	Reb-Avg.	PF-D	Ast	To	Blk	St	Pts.-Avg.
1999-00	35-0	55:15.7	64-152	.421	31-92	.337	18-29	.621	9-29	38-1.1	47-0	50	31	4	16	177-5.1
2000-01	36-0	59:6-16.6	85-172	.494	34-81	.420	33-47	.702	17-39	56-1.6	44-0	86	45	5	22	237-6.6
CAREER	71-0	1147-16.2	149-324	.460	65-173	.378	51-76	.671	26-68	94-1.3	91-0	136	76	9	38	414-5.8


Nicholas' ACC Statistics

Year	GP-GS	Min.-Avg.	FG-A	Pct.	3P-A	Pct.	FT-A	Pct.	OR-DR	Reb-Avg.	PF-D	Ast	To	Blk	St	Pts.-Avg.
1999-00	16-0	197-12.3	19-50	.380	9-28	.321	6-6	1.000	3-9	12-0.8	18-0	16	9	2	3	53-3.3
2000-01	16-0	270-16.9	40-85	.471	15-43	.349	11-20	.550	7-18	25-1.6	18-0	39	20	2	11	106-6.6
CAREER	32-0	467-14.6	59-135	.437	24-71	.338	17-26	.654	10-27	37-1.2	36-0	55	29	4	14	159-5.0


Nicholas' NCAA Tournament Statistics

Year	GP-GS	Min.-Avg.	FG-A	Pct.	3P-A	Pct.	FT-A	Pct.	OR-DR	Reb-Avg.	PF-D	Ast	To	Blk	St	Pts.-Avg.
1999-00	2-0	16-8.0	5-12	.417	2-7	.286	0-0	.000	0-0	0-0.0	4-0	2	4	0	1	12-6.0
2000-01	5-0	69-13.8	8-20	.400	0-3	.000	11-13	.846	4-2	6-1.2	5-0	7	3	1	1	27-5.4
CAREER	7-0	85-12.1	13-32	.406	2-10	.200	11-13	.846	4-2	6-1.2	9-0	9	7	1	2	39-5.6

TEPNOTE: Nichols averaged nearly 14 minutes per game during last season's NCAA Tournament.



EIGHT CONSECUTIVE NCAA TOURNAMENTS • 2001 FINAL FOUR



54

CHRIS WILCOX

Forward/Center

Whiteville, N.C.

(Enloe)

6-10 - 220 - Sophomore, IV



One of Maryland's most athletic and most exciting players ... loves to dunk and block shots, and became a fan favorite at Cole Field House during his freshman campaign ... the sophomore talent blended with the Terps' deep interior players a year ago to make a steady, gradual impact in his first college season ... should continue to develop into a well-rounded talent, with more attention to fundamental defense and working into the Maryland offensive scheme.

Williams on Wilcox: "Everybody knows Chris dunks, and he blocks shots, and exciting things like that. But now, Chris' next step as a sophomore is to develop his offensive game to where he can make shots out of the offense, not just follow-ups or dunks on fast breaks. He's got to be able to help us run the offense. And then on the defensive end, I'm not one to ask a guy to lose the ability to block shots because very few people have that, but Chris has also got to become a solid defensive player where his man doesn't beat him off the dribble. He has to be able to keep a guy from catching the ball in the post. He has to master the little things that most talented big men have to learn in college because at the high school level, they're able to play a one-man zone and just block anything that comes in there just because they're the most talented athletes. So, with Chris, that's his next step, to become a more complete offensive and defensive player."

2000-01: Honorable mention on the 2001 ACC All-Freshmen Team ... dynamic, athletic freshman big man played in 34 games, including one start against Florida State on Feb. 14 ... averaged 8.6 minutes per game, with 3.6 points and 2.1 rebounds ... averaged 2.8 points while appearing in all five games of the Terps' NCAA Tournament run ... shot 58 percent from the field during his first college season ... shot 15-of-24 (62.5 percent) during the Terps' last 10 games of the season ... NCAA Tournament high was six points against George Mason ... scored four points, with four rebounds and a pair of assists against Duke in the ACC Tournament semifinals ... was 3-of-3 from the field, including a put-back dunk, in 11 minutes against Oklahoma on Feb. 24 ... season-high 13 points against the Seminoles in his only start ... played 27 minutes against FSU, blocking three shots and shooting 6-of-7 from the floor ... matched his high with three blocks against Wake Forest on Jan. 17 ... had six points and five boards a month later, at Wake Forest.

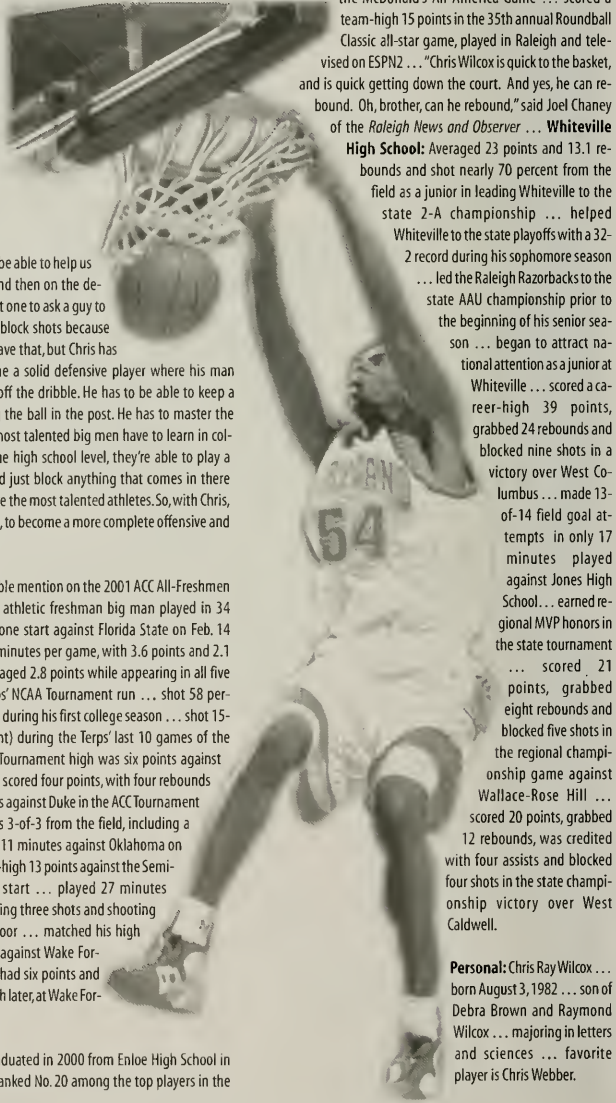
High School: Graduated in 2000 from Enloe High School in Raleigh, N.C. ... ranked No. 20 among the top players in the

nation by recruiting expert Bob Gibbons ... considered to be the top recruit from the state of North Carolina according to Gibbons ... transferred to Enloe High School in Raleigh after spending his sophomore and junior years of his high school career at Whiteville ... played his freshman season at West Columbus High ... **Enloe High School:** As a senior, led Enloe to the state championship tournament Eastern Region semifinals ... scored 20 points against Fayetteville Seventy-First ... averaged 15 points and eight rebounds, hitting nearly 75 percent of his shots through most of the season ... selected among the top 50 candidates for


the McDonald's All-America Game ... scored a team-high 15 points in the 35th annual Roundball Classic all-star game, played in Raleigh and televised on ESPN2 ... "Chris Wilcox is quick to the basket, and is quick getting down the court. And yes, he can rebound. Oh, brother, can he rebound," said Joel Chaney of the *Raleigh News and Observer* ... **Whiteville High School:** Averaged 23 points and 13.1 rebounds and shot nearly 70 percent from the field as a junior in leading Whiteville to the state 2-A championship ... helped Whiteville to the state playoffs with a 32-2 record during his sophomore season ... led the Raleigh Razorbacks to the state AAU championship prior to the beginning of his senior season ... began to attract national attention as a junior at Whiteville ... scored a career-high 39 points, grabbed 24 rebounds and blocked nine shots in a victory over West Columbus ... made 13-of-14 field goal attempts in only 17 minutes played against Jones High School ... earned regional MVP honors in the state tournament ... scored 21 points, grabbed eight rebounds and blocked five shots in the regional championship game against Wallace-Rose Hill ... scored 20 points, grabbed 12 rebounds, was credited with four assists and blocked four shots in the state championship victory over West Caldwell.

... selected among the top 50 candidates for the McDonald's All-America Game ... scored a team-high 15 points in the 35th annual Roundball Classic all-star game, played in Raleigh and televised on ESPN2 ... "Chris Wilcox is quick to the basket, and is quick getting down the court. And yes, he can rebound. Oh, brother, can he rebound," said Joel Chaney of the *Raleigh News and Observer* ... **Whiteville High School:** Averaged 23 points and 13.1 rebounds and shot nearly 70 percent from the field as a junior in leading Whiteville to the state 2-A championship ... helped Whiteville to the state playoffs with a 32-2 record during his sophomore season ... led the Raleigh Razorbacks to the state AAU championship prior to the beginning of his senior season ... began to attract national attention as a junior at Whiteville ... scored a career-high 39 points, grabbed 24 rebounds and blocked nine shots in a victory over West Columbus ... made 13-of-14 field goal attempts in only 17 minutes played against Jones High School ... earned regional MVP honors in the state tournament ... scored 21 points, grabbed eight rebounds and blocked five shots in the regional championship game against Wallace-Rose Hill ... scored 20 points, grabbed 12 rebounds, was credited with four assists and blocked four shots in the state championship victory over West Caldwell.


Personal: Chris Ray Wilcox ... born August 3, 1982 ... son of Debra Brown and Raymond Wilcox ... majoring in letters and sciences ... favorite player is Chris Webber.



TERPNOTE: As a freshman, Wilcox helped make Maryland's frontcourt the deepest in America.



EIGHT CONSECUTIVE NCAA TOURNAMENTS • 2001 FINAL FOUR



Wilcox's 2000-01 Game-by-Game Statistics (Freshman)

Date	Opponent	G-GS	Min.	FG-A	Pct.	3FG-A	Pct.	FT-A	Pct.	O-D	Tot	PF	A	TO	B	S	Pts
N20	vs. Louisville	1-0	14	2-3	.667	0-0	.000	3-4	.750	1-2	3	2	0	1	0	0	7
N21	vs. Illinois	1-0	4	0-0	.000	0-0	.000	0-0	.000	0-0	0	0	1	0	1	0	0
N22	vs. Dayton	1-0	1	0-0	.000	0-0	.000	0-0	.000	0-1	1	0	0	0	0	0	0
N29	vs. Wisconsin	dnp															
D2	vs. Michigan	1-0	11	3-5	.600	0-0	.000	3-4	.750	1-5	6	1	0	3	0	0	9
D3	vs. Geo. Washington	1-0	4	0-1	.000	0-0	.000	0-0	.000	0-1	1	0	0	0	0	0	0
D6	Stony Brook	1-0	15	3-6	.500	0-0	.000	1-2	.500	4-4	8	1	0	2	1	0	7
D9	at Pennsylvania	1-0	15	1-3	.333	0-0	.000	0-0	.000	1-2	3	2	1	0	0	0	2
D13	UMBC	1-0	11	4-5	.800	0-0	.000	0-0	.000	1-1	2	2	0	2	1	0	8
D23	Norfolk State	1-0	14	3-4	.750	0-0	.000	0-0	.000	2-2	4	2	0	2	1	0	6
D27	Chicago State	1-0	14	1-4	.250	0-0	.000	0-0	.000	0-4	4	0	3	2	1	0	2
D30	UMES	1-0	16	2-5	.400	0-0	.000	1-4	.250	2-3	5	2	1	0	0	0	5
J2	at Clemson	1-0	2	0-0	.000	0-0	.000	0-0	.000	0-0	0	1	1	2	1	0	0
J6	Georgia Tech	1-0	7	2-3	.667	0-0	.000	0-0	.000	2-2	4	1	0	0	0	0	4
J10	North Carolina	1-0	6	2-3	.667	0-0	.000	0-0	.000	0-0	0	0	0	0	1	1	4
J14	at Florida State	1-0	7	1-3	.333	0-0	.000	0-0	.000	1-4	5	1	0	1	0	0	2
J17	Wake Forest	1-0	5	0-0	.000	0-0	.000	0-0	.000	0-0	0	5	0	0	3	0	0
J21	at NC State	1-0	3	0-0	.000	0-0	.000	0-0	.000	0-0	0	2	0	0	0	0	0
J27	Duke	1-0	8	0-1	.000	0-0	.000	0-0	.000	0-0	0	0	0	0	0	1	0
J31	at Virginia	1-0	2	0-0	.000	0-0	.000	0-0	.000	0-0	0	0	0	0	0	0	0
F4	Clemson	1-0	9	2-4	.500	0-0	.000	2-4	.500	2-2	4	0	0	0	1	0	6
F6	at Georgia Tech	1-0	1	0-0	.000	0-0	.000	0-0	.000	0-0	0	0	0	0	0	0	0
F10	at North Carolina	dnp															
F14	Florida State	1-1	27	6-7	.857	0-0	.000	1-2	.500	2-2	4	1	1	2	3	1	13
F17	at Wake Forest	1-0	15	1-1	1.000	0-0	.000	4-4	1.000	0-5	5	1	2	1	1	1	6
F20	NC State	1-0	15	3-6	.500	0-0	.000	1-2	.500	1-1	2	3	1	0	0	0	7
F24	Oklahoma	1-0	11	3-3	1.000	0-0	.000	2-5	.400	2-1	3	2	1	1	1	0	8
F27	at Duke	1-0	3	0-0	.000	0-0	.000	0-0	.000	0-0	0	1	0	0	1	0	0
M3	Virginia	1-0	3	2-3	.667	0-0	.000	0-0	.000	0-0	0	0	0	0	0	0	4
M9	Wake Forest (ACC)	1-0	14	1-3	.333	0-0	.000	2-2	1.000	0-1	1	2	0	0	1	1	4
M10	Duke (ACC)	1-0	8	2-3	.667	0-0	.000	0-0	.000	2-2	4	4	2	0	0	0	4
M15	Geo. Mason (NCAA)	1-0	13	3-5	.600	0-0	.000	0-0	.000	0-1	1	4	1	0	0	1	6
M17	Ga. State (NCAA)	1-0	3	2-3	.667	0-0	.000	0-0	.000	1-0	1	2	0	0	0	0	4
M22	Georgetown (NCAA)	1-0	5	1-3	.333	0-0	.000	0-0	.000	1-0	1	0	0	0	0	0	2
M24	Stanford (NCAA)	1-0	2	0-0	.000	0-0	.000	0-0	.000	0-1	1	1	0	0	0	0	0
M31	Duke (NCAA)	1-0	6	1-1	1.000	0-0	.000	0-0	.000	0-0	0	1	0	0	0	0	2

Wilcox's Career Highs

Category	#	Opponent/Date
Points	13	vs. Florida State, 2-14-01
FG	6	vs. Florida State, 2-14-01
FGA	7	vs. Florida State, 2-14-01
3FG	0	
3FGA	0	
FT	4	at Wake Forest, 2-17-01
FTA	5	vs. Oklahoma, 2-24-01
Rebounds	8	vs. Stony Brook, 12-6-00
Assists	3	vs. Chicago State, 12-27-00
Blocks	3	vs. Florida State, 2-14-01
	3	vs. Wake Forest, 1-17-01
Steals	1	six times
Minutes	27	vs. Florida State, 2-14-01

Wilcox's Career Statistics

Year	GP-GS	Min.-Avg.	FG-A	Pct.	3P-A	Pct.	FT-A	Pct.	OR-DR	Reb-Avg.	PF-D	Ast	To	Blk	St	Pts.-Avg.
2000-01	34-1	294-8.6	51-88	.580	0-0	.000	20-33	.606	26-47	73-2.1	44-1	16	19	18	6	122-3.6

Wilcox's ACC Statistics

Year	GP-GS	Min.-Avg.	FG-A	Pct.	3P-A	Pct.	FT-A	Pct.	OR-DR	Reb-Avg.	PF-D	Ast	To	Blk	St	Pts.-Avg.
2000-01	15-1	113-7.5	19-31	.613	0-0	.000	8-12	.667	8-16	24-1.6	16-1	6	6	11	4	46-3.1

Wilcox's NCAA Statistics


Year	GP-GS	Min.-Avg.	FG-A	Pct.	3P-A	Pct.	FT-A	Pct.	OR-DR	Reb-Avg.	PF-D	Ast	To	Blk	St	Pts.-Avg.
2000-01	5-0	29-5.8	7-12	.583	0-0	.000	0-0	.000	2-2	4-0.8	8-0	1	0	0	1	14-2.8

TEPNOTE: Wilcox drew his lone freshman start against Florida State, shooting 6-of-7 from the floor and adding three blocked shots.






EIGHT CONSECUTIVE NCAA TOURNAMENTS • 2001 FINAL FOUR



4

EARL BADU

Guard
Baltimore, Md.
(St. Frances Academy)
6-0 - 160 - Senior - IV



A walk-on member of the team who adds depth for a third straight season at the guard position ... was added to the team following walk-on tryouts in fall 1998 ... enrolled at Maryland for the fall semester and was a student for the entire 1997-98 academic year but did not participate in intercollegiate athletics ... begins his final year of eligibility.


Williams on Badu: "Earl plays a key role in practice. You don't become a good team at the end of the year without working hard in practice every day and Earl [and Calvin McCall] both give us that. They were tough to play for the first team. They didn't have their bad days where they didn't feel like practicing. As long as they keep that attitude, they can really help us again this year."

2000-01: Played three minutes during his junior campaign, seeing action in home games against NC State on Feb. 20, and Virginia on March 3 ... had an assist against the Wolfpack, and took the first shot attempt of his career during a 35-point rout of the Cavaliers.

1999-00: Played one minute of four different games as a sophomore, three during postseason play ... had a rebound vs. Florida State in the ACC Tournament quarterfinals ... also made brief appearances vs. Duke in the ACC title game, and against UCLA in the NCAA Tournament ... saw regular season floor time at home against Georgia Tech.

1998-99: Did not see game action.

High School: Graduated from St. Frances Academy in Baltimore, in 1997 ... four-year varsity letterwinner at the point guard position ... averaged a career-high 18 points and four rebounds per game as a junior ... was an All-Baltimore County first-team selection and played in the Charm City Super 50 Tournament during the 1995-96 season ... helped lead St. Frances to the Baltimore Catholic League championship with a 32-7 record during the 1996-97 season ... St. Frances compiled a 113-23 record during his four



years on the varsity ... competed against current Terp Juan Dixon and was a teammate of Temple's Mark Karcher in high school ... played in the Baltimore Area Catholic League which is regarded as one of the top high school conferences in the nation ... high school coach was William Wells.

Personal: Earl Nana Badu (pronounced buh-DOO) ... born Feb. 22, 1979 ... son of Afia and Yaw Badu ... pursuing a double-major in government and politics, and art studio ... plans to attend law school ... parents were both born in Ghana ... his father, Yaw, moved to the United States to continue higher education ... Yaw moved from New York to Baltimore, where Earl was born ... has a brother who graduated from Michigan State, and a sister who is a sophomore at Penn State ... member of the National Honor Society, Student Government Association and the principal's advisory committee at St. Frances.

Badu's 2000-01 Game-by-Game Statistics (Junior)

Date	Opponent	G-5S	Min.	FG-A	Pct.	3FG-A	Pct.	FT-A	Pct.	O-D	Tot	PF	A	TO	B	S	Pts
F20	NC State	1-0	1	0-0	.000	0-0	.000	0-0	.000	0-0	0	0	1	0	0	0	0
M3	Virginia	1-0	2	0-1	.000	0-0	.000	0-0	.000	0-0	0	0	0	0	0	0	0

Badu's 1999-00 Game-by-Game Statistics (Sophomore)

Date	Opponent	G-5S	Min.	FG-A	Pct.	3FG-A	Pct.	FT-A	Pct.	O-D	Tot	PF	A	TO	B	S	Pts
F16	Georgia Tech	1-0	1	0-0	.000	0-0	.000	0-0	.000	0-0	0	0	0	0	0	0	0
M10	Florida State (ACC)	1-0	1	0-0	.000	0-0	.000	0-0	.000	0-1	1	0	0	0	0	0	0
M12	Duke (ACC)	1-0	1	0-0	.000	0-0	.000	0-0	.000	0-0	0	0	0	0	0	0	0
M18	UCLA (NCAA)	1-0	1	0-0	.000	0-0	.000	0-0	.000	0-0	0	0	0	0	0	0	0

Badu's Career Statistics

Year	GP-GS	Min.-Avg.	FG-A	Pct.	3P-A	Pct.	FT-A	Pct.	DR-DR	Reb-Avg.	PF-D	Ast	To	Blk	St	Pts.-Avg.
1999-00	4-0	4-1.0	0-0	.000	0-0	.000	0-0	.000	0-1	1-0.3	0-0	0	0	0	0	0-0.0
2000-01	2-0	3-1.5	0-1	.000	0-0	.000	0-0	.000	0-0	0-0.0	0-0	1	0	0	0	0-0.0
CAREER	6-0	7-1.2	0-1	.000	0-0	.000	0-0	.000	0-1	1-0.2	0-0	1	0	0	0	0-0.0

Badu's ACC Statistics

Year	GP-GS	Min.-Avg.	FG-A	Pct.	3P-A	Pct.	FT-A	Pct.	DR-DR	Reb-Avg.	PF-D	Ast	To	Blk	St	Pts.-Avg.
1999-00	1-0	1-1.0	0-0	.000	0-0	.000	0-0	.000	0-0	0-0.0	0-0	0	0	0	0	0-0.0
2000-01	2-0	3-1.5	0-1	.000	0-0	.000	0-0	.000	0-0	0-0.0	0-0	1	0	0	0	0-0.0
CAREER	3-0	4-1.3	0-1	.000	0-0	.000	0-0	.000	0-0	0-0.0	0-0	1	0	0	0	0-0.0

Badu's NCAA Tournament Statistics

Year	GP-GS	Min.-Avg.	FG-A	Pct.	3P-A	Pct.	FT-A	Pct.	DR-DR	Reb-Avg.	PF-D	Ast	To	Blk	St	Pts.-Avg.
1999-00	1-0	1-1.0	0-0	.000	0-0	.000	0-0	.000	0-0	0-0.0	0-0	0	0	0	0	0-0.0

TERPNOTE: Badu's lone shot attempt (pictured above) came against Virginia in last year's regular season finale.



EIGHT CONSECUTIVE NCAA TOURNAMENTS • 2001 FINAL FOUR



5

CALVIN McCALL

Guard

Orlando, Fla.
(Dr. Phillips)

6-3 - 200 - Junior, 2V



Third-year guard who joined the Terps following the 1999 and 2000 football seasons ... returns for his final college season with a full-time commitment to basketball ... valuable bench contributor, adding intensity and a defensive spark ... played in 24 basketball games in two seasons ... first Maryland football player to score for the Terps' basketball team since Lubo Zizakovic in 1992 ... first walked on to the Terrapin basketball team in December 1999.

Williams on McCall: "Calvin has been very important to the team because he gives us a good college basketball player to go against in practice. He really gives us the depth that I think that all good teams have. Calvin's the guy that gets things done. He leads by example. You don't become a good team at the end of the year without working hard in practice every day, and Earl [Badu] and Calvin both gave us that. They were tough to play for the first team. They didn't have their bad days where they didn't feel like practicing. As long as they keep that attitude, they can really help us this year."

2000-01: Backup guard who appeared in 11 games, averaging 1.3 points ... scored six points against Stony Brook on Dec. 6, hitting a pair of late 3-pointers ... had four points in the BB&T Classic semifinal against Michigan ... had an assist against Wake Forest in the ACC Tournament ... shot 4 of 13 from the floor overall ... contributed two steals and three rebounds against Chicago State ... had six steals overall ... made first appearance of the season against Michigan ... joined the team in Maui for his first practice on Nov. 19, immediately following Maryland's final football game against Georgia Tech on Nov. 18 ... in football, played in nine games and started eight before suffering an ankle injury against NC State on Nov. 4 ... led Maryland in passing for the second straight season, completing 105 of 199 attempts for 1,533 yards, five touchdowns and nine interceptions ... averaged 170.3 passing yards per game ... finished 15th on Maryland's single-season passing chart ... career-high 357 yards and two touchdowns in a win over Middle Tennessee State ... had 200-yard passing days vs. West Virginia (215), Wake Forest (208) and Virginia (207).

1999-00: Walked on to the Terrapin basketball team in December and bolstered Maryland's defensive efforts ... provided much-needed depth in the guard rotation ... played in 13 games, averaging 1.1 points in just over five minutes per game ... shot 5-of-22 from the

floor, and 4-of-7 from the line ... contributed 10 rebounds, 11 assists and five steals for the season ... in football, was a nine-game starter and established most Maryland freshman records for passing and total offense ... finished No. 2 among Division I-A freshman quarterbacks (behind Virginia Tech's Michael Vick) in passing efficiency and total offense ... runner-up for ACC Rookie of the Year honors ... completed 93 of 179 passes (.510) for 1,264 yards and five touchdowns ... threw just three interceptions and finished with the best interception ratio (nearly 60:1) in the ACC ... season was cut short by two games (torn medial collateral ligament in his left knee Nov. 9 vs. NC State) ... a two-time ACC Rookie of the Week ... the triggerman in the Terps' rejuvenated offensive attack, he helped Maryland rise from 105th nationally in 1998 to 54th overall in 1999 in final NCAA total offense rankings ... threw for a career-high 221 yards at Georgia Tech and tossed a career-best two TD passes vs. West Virginia.

1998-99: Did not play basketball ... traveled all season as Maryland's third quarterback and earned a football redshirt.

High School: Graduated from Dr. Phillips High School in Orlando, Fla., in 1998 ... averaged more than 17 points per game during an all-state basketball career and hit better than .320 during his baseball career ... selected to the Metro Conference Hall of Fame ... named the Central Florida Player of the Year and a third-team all-state selection in 1997 ... selected to SuperPrep's all-region team ... completed 72 of 125 passes for 1,312 yards, 21 touchdowns and just two interceptions as a senior ... led team to a 10-1 record and district and conference championships ... selected to play in the North-South all-star game ... as a junior, he played safety and starred for the top-rated defense in central Florida, earning second team all-state honors ... high school football coach was Chip Gierke.

Personal: Calvin Demar McCall ... born March 7, 1980 ... son of Lola and Kevin McCall ... grew up in Miami, but attended his final three years of high school in Orlando ... nickname is "Country" ... majoring in family studies.

TERP NOTE: McCall will wear jersey No. 5 this season. It is a number he wore frequently before college.






EIGHT CONSECUTIVE NCAA TOURNAMENTS • 2001 FINAL FOUR

McCall's 2000-01 Game-by-Game Statistics (Junior)

Date	Opponent	G-GS	Min.	FG-A	Pct.	3FG-A	Pct.	FT-A	Pct.	O-D	Tot	PF	A	TO	B	S	Pts
D2	vs. Michigan	1-0	4	1-1	.000	0-0	.000	2-2	1.000	0-0	0	0	1	0	0	1	4
O6	Stony Brook	1-0	10	2-3	.667	2-3	.667	0-0	.000	0-0	0	1	0	0	0	0	6
D13	UMBC	1-0	4	0-1	.000	0-1	.000	0-0	.000	0-0	0	0	0	2	0	0	0
O23	Norfolk State	1-0	5	0-2	.000	0-2	.000	0-0	.000	0-0	1	2	1	0	1	0	1
O27	Chicago State	1-0	7	0-2	.000	0-1	.000	1-2	.500	1-2	3	0	1	1	0	2	1
D30	UMES	1-0	4	0-0	.000	0-0	.000	0-0	.000	0-1	1	0	1	1	0	1	0
J21	at NC State	1-0	2	0-0	.000	0-0	.000	0-0	.000	0-1	1	0	0	0	0	0	0
J31	at Virginia	1-0	2	0-2	.000	0-0	.000	0-0	.000	1-0	1	0	1	0	0	0	0
F20	NC State	1-0	4	1-2	.500	0-0	.000	0-1	.000	0-0	0	0	0	0	0	1	2
M3	Virginia	1-0	3	0-0	.000	0-0	.000	0-0	.000	0-1	1	0	1	0	0	0	0
M9	Wake Forest (ACC)	1-0	1	0-0	.000	0-0	.000	0-0	.000	0-0	0	0	1	1	0	0	0

McCall's 1999-00 Game-by-Game Statistics (Sophomore)

Date	Opponent	G-GS	Min.	FG-A	Pct.	3FG-A	Pct.	FT-A	Pct.	O-D	Tot	PF	A	TO	B	S	Pts
O30	UMBC	1-0	13	0-1	.000	0-1	.000	2-2	1.000	1-0	1	0	2	2	0	0	2
J2	Coastal Carolina	1-0	17	3-7	.429	0-1	.000	2-2	1.000	2-1	3	0	6	1	0	4	8
J7	NC State	1-0	6	0-0	.000	0-0	.000	0-0	.000	0-0	0	1	0	0	0	0	0
J9	Duke	1-0	9	1-4	.250	0-2	.000	0-0	.000	0-1	1	2	0	2	0	0	2
J16	Georgia Tech	1-0	2	0-0	.000	0-0	.000	0-0	.000	0-0	0	0	0	0	0	0	0
J19	Wake Forest	1-0	2	0-1	.000	0-0	.000	0-0	.000	0-0	0	0	0	0	0	0	0
J22	Clemson	1-0	8	0-2	.000	0-0	.000	0-0	.000	2-0	2	1	1	1	0	0	0
J29	Florida State	1-0	2	0-0	.000	0-0	.000	0-0	.000	0-1	1	1	0	0	0	0	0
F16	Georgia Tech	1-0	3	1-1	1.000	0-0	.000	0-0	.000	0-0	0	0	0	0	0	1	2
M1	Florida State	1-0	1	0-1	.000	0-0	.000	0-0	.000	0-0	0	0	0	0	0	0	0
M10	Florida State (ACC)	1-0	6	0-3	.000	0-2	.000	0-1	.000	1-0	1	0	0	0	0	0	0
M16	Iona (NCAA)	1-0	7	0-0	.000	0-0	.000	0-0	.000	0-0	0	0	0	0	0	0	0
M18	UCLA (NCAA)	1-0	2	0-2	.000	0-2	.000	0-2	.000	0-1	1	0	0	0	0	0	0



McCall's Career Highs

Category	#	Opponent/Date
Points	8	vs. Coastal Carolina, 1-2-00
FG	3	vs. Coastal Carolina, 1-2-00
FGA	7	vs. Coastal Carolina, 1-2-00
3FG	2	vs. Stony Brook, 12-6-00
3FGA	3	vs. Stony Brook, 12-6-00
FT	2	vs. Michigan, 12-2-00
	2	vs. UMBC, 12-30-99
	2	vs. Coastal Carolina, 1-2-00
FTA	2	four times
Rebounds	3	vs. Chicago State, 12-27-00
	3	vs. Coastal Carolina, 1-2-00
Assists	6	vs. Coastal Carolina, 1-2-00
Blocks	0	
Steals	4	vs. Coastal Carolina, 1-2-00
Minutes	17	vs. Coastal Carolina, 1-2-00

McCall's Career Statistics

Year	GP-GS	Min.-Avg.	FG-A	Pct.	3P-A	Pct.	FT-A	Pct.	OR-DR	Reb-Avg.	PF-D	Ast	To	Blk	St	Pts.-Avg.
1999-00	13-0	72:5.5	5-22	.227	0-8	.000	4-7	.571	6-4	10-0.8	5-0	11	6	0	5	14-1.1
2000-01	11-0	46:4.5	4-13	.308	2-7	.286	3-5	.600	2-5	7-0.7	2-0	8	6	0	6	12-1.3
CAREER	24-0	118:4.9	9-35	.257	2-15	.133	7-12	.583	8-9	17-0.7	7-0	19	12	0	11	27-1.1


McCall's ACC Statistics

Year	GP-GS	Min.-Avg.	FG-A	Pct.	3P-A	Pct.	FT-A	Pct.	OR-DR	Reb-Avg.	PF-D	Ast	To	Blk	St	Pts.-Avg.
1999-00	8-0	33:4.1	2-9	.222	0-2	.000	0-0	.000	2-2	4-0.5	5-0	3	3	0	1	4-0.5
2000-01	4-0	11:2.8	1-4	.250	0-0	.000	0-1	.000	1-2	3-0.8	0-0	2	0	0	1	2-0.5
CAREER	12-0	44:3.7	3-13	.231	0-2	.000	0-1	.000	3-4	7-0.6	5-0	5	3	0	2	6-0.5


McCall's NCAA Tournament Statistics

Year	GP-GS	Min.-Avg.	FG-A	Pct.	3P-A	Pct.	FT-A	Pct.	OR-DR	Reb-Avg.	PF-D	Ast	To	Blk	St	Pts.-Avg.
1999-00	2-0	3:1.5	0-2	.000	0-2	.000	0-2	.000	0-1	1-0.5	0-0	0	0	0	0	0-0.0
2000-01	0-0	0:0.0	0-0	.000	0-0	.000	0-0	.000	0-0	0-0.0	0-0	0	0	0	0	0-0.0
CAREER	2-0	3:1.5	0-2	.000	0-2	.000	0-2	.000	0-1	1-0.5	0-0	0	0	0	0	0-0.0

NOTE: McCall drained a pair of 3-pointers to end last season's win over Stony Brook.



EIGHT CONSECUTIVE NCAA TOURNAMENTS • 2001 FINAL FOUR



10

ANDRE COLLINS

Guard

Crisfield, Md.
(Crisfield/Hargrave Military)
5-9 - 180 - Freshman

An ultra-quick point guard who is expected to help move the ball quickly up the floor for Maryland... will move into the point guard rotation with Steve Blake and Drew Nicholas... was an outstanding scorer and exciting player in high school, before participating one season at Hargrave Military Academy.


Williams on Collins: "Andre gives us a quick guard. Andre's as quick as anybody we'll play against. He has the ability to get the ball downcourt in a hurry. He is a better shooter than people think. It's going to be interesting to see how he fits in. The great thing about Andre is that I think he has the confidence in his game to be able to play right away, and you never know when there's an injury. Which, if there ever is, he becomes a very key player for us right away. Having a guy like Andre gives us a lot more flexibility. I still want Drew Nicholas to handle the ball, I will continue to do that, but I can envision Drew, Andre and Steve Blake on the court at the same time, if we wanted to be really quick. That would make us a great ballhandling team. Andre's going to play a lot of basketball at the University of Maryland."

Hargrave Military Academy: Starting point guard for one season at Hargrave Military Academy in Chatham, Va., where Terrapin teammate Lonny Baxter played, also... averaged 15.6 points and 8.0 assists per game in helping lead his squad to an overall


record of 27-1... led the team in assists and was second in scoring... one of 11 players from his Hargrave team to land a Division I scholarship... scored 18 points, with seven rebounds and seven assists against Pfeiffer University JV... scored 20 or more in consecutive games against Rockingham JC (24), Guilford College JV (21) and Southern Virginia College JV (21)... played in the Charm City Classic all-star game in Baltimore in April 2001, with fellow Maryland newcomer Michael Grinnon.

High School: Graduated in 2000 from Crisfield High School in Crisfield, Md... prep All-American who led his team to a 25-3 record and a Maryland 1A state title as a senior... averaged 30.5 points, 9.9 assists, 5.1 steals and 4.9 rebounds per game on his way to earning first team all-state honors (small schools)... selected Player of the Year on the Eastern Shore and was tabbed to play in the Capital Classic All-Star game following his senior season... four-year starter who totaled 2,152 points in his career, never averaging fewer than 10 points in a season... a first team all-state selection as a sophomore, junior and senior.

Personal: Andre Collins... born Aug. 9, 1982... son of Romaine Henderson and Andrew Collins... siblings include Andrew (23), Chris (15), Chantel (10) and Danielle (9)... majoring in letters and sciences.




TERPNOTE: Collins joins the Terps this season as one of four local Marylanders.





EIGHT CONSECUTIVE NCAA TOURNAMENTS • 2001 FINAL FOUR



21

MIKE
GRINNON

Forward
Huntington, N.Y.
(St. Dominic)
6-6 - 195 - Freshman

A fundamentally sound shooter who the Terps expect to fill a perimeter role during his first college season ... can play as either a small forward or shooting guard ... called a great outside shooter who knows the game ... also is a heady defender.

Williams on Grinnon: "Mike is one of those guys that really came on his senior year of high school. It's amazing. Juan Dixon did the same thing up in Baltimore. People rate players nowadays from the time they are freshmen in high school. And if you get on somebody's "list" early, you're going to remain on those lists for the most part through your whole career. Mike wasn't on any of those lists early, but by the time he was a senior, he was playing against guys that were on those lists and doing very well, so I think Mike is really going to surprise a lot of players. What he is known for is shooting the basketball, and nowadays that is a tremendous edge, especially with the three-point line and the fact that a lot of guys aren't really good shooters any more. If Mike can come in and shoot it, it can really help us. With the loss of Danny Miller, a guy that size that can play a little bit of guard becomes a little more important to us than if Danny was still here this year."

High School: Graduated in 2001 from St. Dominic High School in Dyster Bay, N.Y. ... averaged 19 points per game while lead-

ing St. Dom to a No. 14 final ranking in last season's NY State Class A Poll ... team MVP and first team all-league ... Grinnon and the perennial Long Island powerhouse Bayhawks were ranked as high as No. 3 during the season ... Grinnon scored 21 points in the regular season finale against Holy Trinity, with a first quarter 3-pointer pushing him over the 1,000-point mark for his career ... had 29 points including 5 of 6 from 3-point range against St. John the Baptist ... netted 25 points against Lincoln ... had 22 points and seven rebounds, including a game-tying trey at the end of regulation, in a triple-overtime thriller against St. Ray's ... averaged 16 points and seven rebounds as a junior ... teamed with fellow Maryland newcomer Andre Collins at the Charm City Classic in Baltimore last April, scoring four points ... played against Terp guard Drew Nicholas while he was in high school at Long Island Lutheran.

Personal: Michael Grinnon ... born Dec. 18, 1982 ... son of Hugh and Karen Grinnon ... has two older brothers, Jonathan (25) and Thomas (22) ... majoring in letters and sciences ... enjoys music, golf and political science ... lists Rush Limbaugh and George W. Bush as two of the people he most admires ... favorite athlete is Michael Jordan ... a member of his high school's National Honor Society, student ambassadors and S.A.D.D. (Students Against Destructive Decisions).



TERP NOTE: Grinnon played in last summer's Chorm City Classic alongside fellow Terp freshman Andre Collins.



EIGHT CONSECUTIVE NCAA TOURNAMENTS • 2001 FINAL FOUR



33

RYAN
RANDLE

Forward/Center
Duncanville, Texas
(Duncanville/Allegany CC)
6-9 - 245 - Junior

Junior college recruit who helped Allegany CC to the national junior college finals ... should help re-stock Maryland's interior depth, while adding another quality shooter facing the basket ... will work into Maryland's rotation in the post ... handles the ball well, and passes well for a big man.


Williams on Randle: "We lose LaRon Cephas, Mike Mardesich and Terence Morris, so it's important that even though we have inside guys returning, we bring in another big body — and Ryan is 6-9, 245 pounds. But he also has very good skills. He can shoot the ball, he can pass, and put it on the floor a little bit. So, as with any new player, it's going to be interesting to find how he fits into the rotation. Like I said, we do have some good inside players, but if you want to go big and play three big guys at a time, Ryan certainly is talented enough to help us in that situation. It helps because he's more advanced and he's played in big games. His team played for the National Junior College Championship last year. It's also where Steve Francis went to school, and those guys come out of there as basketball players. It's funny, when a lot of guys come out of high school, they might not be as good as some of the big guys you

hear about, but after two years at the junior college level, they've caught up. I think Ryan is one of those guys."


At Allegany CC: Played the 1999-00 and 2000-01 seasons at Allegany CC in Cumberland, Md., where he helped lead the Trojans to the NJCAA game last season ... led Allegany to a 32-3 record and earned all-league honors in the Maryland Junior College Athletic Conference ... Allegany finished 16-1 in the MJCAA ... Allegany was ranked No. 10 in the country, topping the century mark 16 times and ranking second in the nation in scoring ... averaged 13.2 points and 7.8 rebounds per game while leading the team with 61 blocked shots ... shot near 60 percent and ranked among MJCAA leaders ... team was 28-2 as a freshman, when he averaged 10.2 points, 5.1 rebounds and led the team with 31 blocks ... also had 43 assists and 27 steals, and shot 51.5 percent from the field ... season-high 23 points against Harford ... helped send the Trojans to the Maryland JUCO championship with a rebound, full-court dribble and a 30-foot 3-pointer with 1.9 seconds remaining to send Allegany to a 72-71 win over Cecil ... prompted coach Bob Kirk to claim after his freshman year that Randle was "the best player on our team even though he didn't start. We've never had anyone who is as capable a player except for Steve Francis." ... Francis played at Allegany during the 1998 season before competing at Maryland as a junior in 1999.

High School: Graduated in 1999 from Duncanville High School in the suburbs of Dallas, Texas ... set a school record for blocked shots while leading his team to the 1999 Texas SA state championship, with a 79-63 win over Dallas Kimball ... team was 35-3 while Randle averaged 10 points, 13 rebounds and six blocks en route to a second team all-state selection ... his team advanced to the regional semifinal of the state tournament as a junior ... considered one of the biggest "sleepers" in the nation coming out of Duncanville, according to the HOOP SCOOP recruiting service ... earned all-tourney accolades at the Slam Dunk To The Beach tournament as a senior ... prepped at Duncanville with University of Texas teammates Chris Owens and Brian Boddicker ... coached by Phil McNeely.

Personal: Ryan Randle ... born April 21, 1981 ... son of Jessica Randle ... has two younger brothers, Tye (18) and Terrance (14) ... an uncle, Christopher Randle, was a former tight end at the University of New Mexico ... favorite athlete is Grant Hill ... nickname is "Sleepy."



TEENNOTE: Randle's last three seasons: a Texas prep title, an appearance in the 2000 Maryland JUCO championship, and another at the 2001 national J.C. title game.





EIGHT CONSECUTIVE NCAA TOURNAMENTS • 2001 FINAL FOUR

TERRAPIN SENIORS




Lonny Baxter



Juan Dixon



Byron Mouton



Earl Badu

TERPNOTE: Maryland is one of only six Division I schools to win at least 25 games in each of the last three seasons.

2001-02 OPPONENTS

EIGHT CONSECUTIVE NCAA TOURNAMENTS • 2001 FINAL FOUR



Lonny Baxter and Terps will face Maryland in the Final Four foe Duke on Jan. 17 in Durham and Feb. 11 in the quarterfinals.

IN THIS SECTION

Coaches vs. Cancer IKON Classic	82
BB&T Classic	82
American, Arizona	83
Clemson, Connecticut	84
Delaware State, Detroit	85
Duke, Florida	86
Florida State, George Washington	87
Georgia Tech, Illinois	88
Monmouth, Norfolk State	89
North Carolina, NC State	90
Oklahoma, Princeton	91
Temple, Virginia	92
Wake Forest, William & Mary	93
ACC Composite Schedule	94
NCAA/ACC Tournament Brackets	96

'94

'95

'96

'97

'98

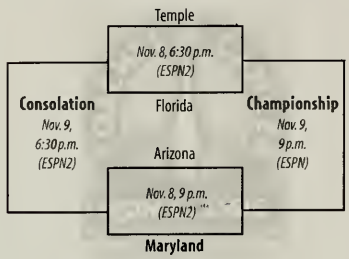
'99

'00

'01

EIGHT CONSECUTIVE NCAA TOURNAMENTS • 2001 FINAL FOUR

COACHES VS. CANCER IKON CLASSIC



Coaches vs. Cancer Results

Nov. 11, 1998
Wake Forest 75, Iowa 73
Temple 65, Georgia Tech 49

Nov. 12, 1998
Consolation: Illinois 65, Georgetown 50
Championship: Temple 59, Wake Forest 48

Nov. 11, 1999
#13 Stanford 80, #10 Duke 79 (OT)
Iowa 70, #1 Connecticut 68

Nov. 12, 1999
Consolation: #1 Connecticut 71, #10 Duke 66
Championship: #13 Stanford 72, Iowa 58

Nov. 9, 2000
#6 Kansas 99, #19 UCLA 98
St. John's 62, #12 Kentucky 61

Nov. 10, 2000
Consolation: #19 UCLA 97, #12 Kentucky 92
Championship: #6 Kansas 82, St. John's 74



All-Tournament Teams

1998
Lamont Barnes, Temple (MVP)
Robert O'Kelly, Wake Forest
Corey Bradford, Illinois
Quince Wadley, Temple
Anthony Perry, Georgetown

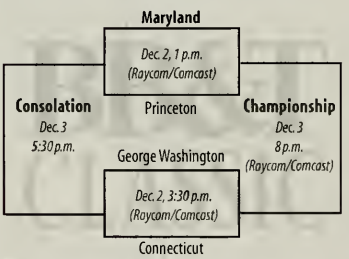
2000
Kenny Gregory, Kansas (MVP)
Omar Cook, St. John's
Keith Bogans, Kentucky
Drew Gooden, Kansas
Earl Watson, UCLA

1999
Jarron Collins, Stanford (MVP)
Jacob Jaacks, Iowa

Coaches vs. Cancer Records

Individual Points	28	Chris Carawell, Duke vs. Stanford, '99
Indiv. Rebounds	14	Dan Gadzuric, UCLA vs. Kentucky, '00
Individual Assists	11	Kirk Hinrich, Kansas vs. St. John's, '00
Individual Steals	6	Omar Cook, St. John's vs. Kansas, '00
Individual Blocks	4	Jason Collins, Stanford vs. Duke, '99
Team Points	99	Kansas vs. UCLA, '00
Team Rebounds	51	Stanford vs. Duke, '99

BB&T CLASSIC



Dec. 4, 1999
George Washington 72, Seton Hall 63
#20 Maryland 69, #16 Illinois 67

Dec. 5, 1999
Consolation: Illinois 72, Seton Hall 61
Championship: G. Washington 74, Maryland 69

Dec. 2, 2000
#13 Maryland 82, Michigan 51
George Washington 85, St. John's 75

Dec. 3, 2000
Championship: #13 Maryland 71, George Washington 63
Consolation: St. John's 97, Michigan 83

BB&T Classic Records

Points	30	Marcus Camby, UMass vs. Florida, '95
Total Rebounds	16	Raef LaFrentz, Kansas vs. Maryland, '97
Assists	10	Edgar Padilla, UMass vs. Florida, '95
Steals	6	Laron Profit, Maryland vs. Kansas, '97
Blocked Shots	6	Terence Morris, Maryland vs. GW, '99
Turnovers	9	Rodney Elliott, Maryland vs. Kansas, '97
Field Goals	12	Raef LaFrentz, Kansas vs. Penn, '97
Field Goal Attempts	21	Raef LaFrentz, Kansas vs. Maryland, '97
FG Pct. (min 10 FGA)	800	Raef LaFrentz, Kansas vs. Penn, '97
	800	Garrett Kreitz, Penn vs. GW, '97
3 Pt. Field Goals	6	Garrett Kreitz, Penn vs. GW, '97
3 Pt. FG Attempts	11	Kwame Evans, GW vs. Florida, '95
Free Throws	16-24	Keith Booth, Maryland vs. GW '96

BB&T Classic Results

Dec. 2, 1995
Florida 75, George Washington 66
Massachusetts 50, Maryland 47

Dec. 3, 1995
Consolation: Maryland 98, George Washington 81
Championship: Massachusetts 80, Florida 58

Dec. 8, 1996
George Washington 57, Mississippi State 36
Maryland 80, California 64

Dec. 9, 1996
Consolation: California 78, Mississippi State 45
Championship: Maryland 74, George Washington 68

Dec. 7, 1997
#19 Maryland 86, #2 Kansas 83
George Washington 66, Penn 62

Dec. 8, 1997
Consolation: Kansas 89, Penn 71
Championship: George Washington 70, Maryland 66

Dec. 6, 1998
DePaul 87, George Washington 79
#2 Maryland 62, #5 Stanford 60

Dec. 7, 1998
Consolation: Stanford 70, George Washington 56
Championship: Maryland 92, DePaul 75



All-Tournament Teams

1995
Marcus Camby, Mass. (MVP)
Dametri Hill, Florida
Alexander Kouf, G. Washington
Johnny Rhodes, Maryland
Greg Williams, Florida

1996
Keith Booth, Maryland (MVP)
Ed Gray, California
Alexander Kouf, G. Washington
Yegor Mescheriakov, George Washington
Laron Profit, Maryland

1997
Rodney Elliott, Maryland
Raef LaFrentz, Kansas
Paul Pierce, Kansas
Laron Profit, Maryland
Shawnta Rogers, George Washington (MVP)

1998
Steve Francis, Maryland (MVP)
Mark Madsen, Stanford
Yegor Mescheriakov, George Washington
Terence Morris, Maryland
Quentin Richardson, DePaul

1999
SirValiant Brown, George Washington (MVP)
Juan Dixon, Maryland
Lony Baxter, Maryland
Corey Bradford, Illinois
Darius Lane, Seton Hall

2000
SirValiant Brown, George Washington (MVP)
Juan Dixon, Maryland
Byron Mouton, Maryland
Anthony Glover, St. John's
Bernard Robinson, Michigan

Team Records

Field Goals	36	Kansas vs. Penn, '97
FG Attempts	81	St. John's vs. GW, '00
FG Percentage	57.1	Kansas vs. Penn, '97
3-Pt. Field Goals	9	Florida vs. GW, '95
	9	Penn vs. Kansas, '97
	9	Penn vs. GW, '97
	9	Seton Hall vs. Illinois, '99
3-Pt. FGA	28	Seton Hall vs. Illinois, '99
3-Pt FG (pct.)	600	Penn vs. GW, '97
Free Throws	33	Maryland vs. GW, '96
FT Attempted	47	Maryland vs. GW, '96
FT Pct.	1,000	GW (21-21) vs. Maryland, '00
Total Rebounds	51	Kansas vs. Maryland, '97
Personal Fouls	32	GW vs. Maryland, '96
Points	98	Maryland vs. GW, '95
Assists	22	Maryland vs. GW, '95
	22	UMass vs. Florida, '95
	22	Maryland vs. DePaul, '98
Blocked Shots	10	GW vs. Maryland, '99
Steals	15	California vs. Miss St., '96
	15	Maryland vs. Kansas, '97
Margin of Victory	33	California vs. Mississippi St., '96
Attendance	20,544	Md. vs. Stanford, GW vs. DePaul, 12/6/98

2001-02 MARYLAND BASKETBALL • 2001-02 OPPONENTS

82

NOTE: Since the BB&T Classic was founded in 1995, the Children's Charities Foundation has distributed \$3.3 million to over 100 organizations in the Washington metropolitan area.




EIGHT CONSECUTIVE NCAA TOURNAMENTS • 2001 FINAL FOUR

AMERICAN EAGLES



NOV. 17, 2001
COLLEGE PARK, MD.



NOV. 8, 2001
N.Y., N.Y. (COACHES VS. CANCER)



General Information

Location: Washington, D.C.
Enrollment: 5,294
Founded: 1893
Colors: Red and Blue
Conference: Patriot
Nickname: Eagles
Home Arena: Bender Arena (4,500)
President: Dr. Benjamin Ladner
Athletics Director: Tom George

Coaching Staff

Head Coach: Jeff Jones (Virginia '82)
Career Record/Yrs.: 153-124/9
Record at American/Yrs.: 7-20/1
Best Time to Reach: Mornings
Office Phone: 202-885-3010
Assistant Coaches: Kelvin Jefferson (Southern Connecticut State '95), Ryan Odum (Hampden-Sydney '96), Kieran Donohue (Virginia '97)

2000-01

Overall Record: 7-20
Conference Record/Finish: 3-13/9th (Colonial Athletic Conference)
Final Rankings: None
Postseason: None

Media Services

Basketball SID: J. C. Whipple
Office Phone: 202-885-3030
Home Phone: 410-347-5618
E-Mail: jcwhipp@american.edu
Office Fax: 202-885-3033
Press Row Phone: 202-885-8232
Website: www.aueagles.com

2001-02 Roster

No.	Player	Pos.	Ht.	Wt.	Yr.	Hometown	PPG	RPG	APG
2	Brian Williams	F	6-8	190	Sr.	Richmond, Va.	5.3	3.0	
3	Glenn Stokes	G	5-9	160	Jr.	Silver Spring, Md.			
4	Nick Boyd	F	6-7	220	Jr.	West Orange, N.J.			
5	Steven Miles	G	6-4	185	Jr.	Alexandria, Va.			
10	Andres Rodriguez	G	6-0	185	So.	San Juan, P.R.			
12	Jason Thomas	G	6-3	190	Fr.	Herndon, Va.			
13	Vladimir Buscaglia	F	6-6	200	Sr.	Geneva, Switzerland	9.3	3.4	
14	Ryan Graham	G	5-10	165	Fr.	St. John, New Brunswick			
21	Keith Gray	F	6-8	220	Jr.	Longview, Texas	6.3	6.2	
22	Demek Adams	G	6-0	170	Jr.	Washington, D.C.	2.2	1.6	2.0
32	Patrick Doctor	F	6-9	230	Sr.	Brandywine, Md.	16.1	7.3	
40	Patrick Okpwa	F	6-7	210	Fr.	Yaounde, Cameroon			
41	Matej Cresnik	F	6-9	225	So.	Velenje, Slovenia			
42	Ricardas Patiejunas	G	6-6	200	Jr.	Vilnius, Lithuania			
52	Joe Casper	C	6-10	230	Sr.	Dverland Park, Kan.			

Starters: 2 returning, 3 lost; **Letterwinners:** 5 returning, 4 lost; **Returning starters indicated in bold**

General Information

Location: Tucson, Ariz.
Enrollment: 35,400
Founded: 1885
Colors: Cardinal and Navy
Conference: Pacific-10
Nickname: Wildcats
Home Arena: McKale Center (14,545)
President: Dr. Peter Likins
Athletics Director: Jim Livengood

Coaching Staff

Head Coach: Luke Olson (Augsburg '58)
Career Record/Yrs.: 639-225/28
Record at Arizona/Yrs.: 447-133/18
Best Time to Reach: Contact SID
Office Phone: 520-621-4813
Assistant Coaches: Jim Rosborough (Iowa '66), Rodney Tention (San Francisco '88), Jay John (Arizona '81)

2000-01

Overall Record: 28-8
Conference Record/Finish: 15-3/2nd
Final Rankings: No. 5 AP, No. 2 USA Today/ESPN
Postseason: 5-1; Lost to Duke, 62-72, in NCAA Tournament Finals

Media Services

Basketball SID: Richard Paige
Office Phone: 520-621-4163
Home Phone: 520-790-4347
E-Mail: rtpaige@email.arizona.edu
Office Fax: 520-621-2681
Press Row Phone: 520-621-4334
Website: www.arizcats.com

2001-02 Roster

No.	Player	Pos.	Ht.	Wt.	Yr.	Hometown	PPG	RPG	APG
3	Wil Bynum	G	6-0	183	Fr.	Chicago, Ill.			
4	Luke Walton	F	6-8	233	Jr.	San Diego, Calif.	5.5	3.9	3.2
5	Travis Hanour	G	6-6	189	So.	Laguna Beach, Calif.	3.1	1.4	0.6
11	Jason Ranne	G	6-4	200	So.	Tulsa, Okla.			
13	Andrew Zahn	F	6-9	254	Fr.	Redondo Beach, Calif.			
20	Salim Stoudamire	G	6-2	175	Fr.	Lake Oswego, Ore.			
21	Mike Schwertler	F	6-5	224	Sa.	Phoenix, Ariz.	1.1	0.9	0.1
22	Jason Gardner	G	5-10	181	Jr.	Indianapolis, Ind.	10.9	3.0	4.1
33	Rick Anderson	F	6-9	213	Jr.	Long Beach, Calif.			
34	Dennis Latimore	F	6-8	254	Fr.	Halsted, Kan.			
45	Channing Frye	C	6-10	222	Fr.	Phoenix, Ariz.			
52	Isiah Fox	C	6-9	286	Fr.	Santa Monica, Calif.			

Starters: 1 returning, 4 lost; **Letterwinners:** 6 returning, 9 lost; **Returning starters indicated in bold**

TERP NOTE: Against American, the Terps' home opener pits Gary Williams against the first school which hired him as head coach.





EIGHT CONSECUTIVE NCAA TOURNAMENTS • 2001 FINAL FOUR

CLEMSON TIGERS

CONNECTICUT HUSKIES



Larry Shyatt



JAN. 20, 2002 COLLEGE PARK, MD.
FEB. 20, 2002 CLEMSON, S.C.



Chris Hobbs



Jim Calhoun



POSSIBLE GAME DEC. 3, 2001
WASHINGTON, D.C. (BB&T CLASSIC)



Caron Butler

General Information

Location: Clemson S.C.
Enrollment: 16,685
Founded: 1889
Colors: Orange and Purple
Conference: Atlantic Coast
Nickname: Tigers
Home Arena: Littlejohn Coliseum (11,020)
President: James F. Barker
Athletics Director: Bobby Robinson

Coaching Staff

Head Coach: Larry Shyatt (College of Wooster '73)
Career Record/Yrs.: 61-63/4
Record at Clemson/Yrs.: 42-54/3
Best Time to Reach: Contact SID
Office Phone: 864-656-1954
Assistant Coaches: Darren Tillis (Paul Quinn College '96), Bobby Hussey (Appalachian State '63), Matt Driscoll (Slippery Rock '92)

2000-01

Overall Record: 12-19
Conference Record/Finish: 2-14/9th
Final Rankings: None
Postseason: None

Media Services

Basketball SID: Todd Lamb
Office Phone: 864-656-2114
Home Phone: 864-356-1078
E-Mail: bryan@clermson.edu
Office Fax: 864-656-0299
Press Row Phone: 864-654-3326
Website: www.clemson.tigers.com

Series Information

Series Record: Maryland leads the series, 78-42
Last Meeting: Maryland won 69-54 on Feb. 4, 2001 (College Park)

2001-02 Schedule

- N17 Morris Brown¹
- N19 Paradise Jam¹
- N20 Paradise Jam¹
- N24 Wofford
- N27 at Penn State²
- N29 Coastal Carolina
- D2 at Duke
- D5 Appalachian State
- D8 South Carolina
- D15 Elon
- D18 Wirthrop
- D22 Charleston Southern
- D28 at Hartford³
- J2 Yale
- J5 at Georgia Tech
- J8 Virginia
- J12 at Wake Forest
- J15 NC State
- J20 at Maryland
- J24 at Florida State
- J27 North Carolina
- F2 Duke
- F6 Georgia Tech
- F10 at Virginia
- F13 Wake Forest
- F16 at NC State
- F20 Maryland
- F23 Florida State
- F27 at North Carolina

1-Paradise Jam; 2-ACC/Big Ten Challenge; 3-at Norwich, Conn.

General Information

Location: Storrs, Conn.
Enrollment: 23,419
Founded: 1881
Colors: Navy and White
Conference: Big East
Nickname: Huskies
Home Arena: Harry A. Gampel Pavilion (10,027)/Hartford Civic Center (16,294)
President: Dr. Philip E. Austin
Athletics Director: Lew Perkins

Coaching Staff

Head Coach: Jim Calhoun (AIC '68)
Career Record/Yrs.: 599-279/29
Record at Connecticut/Yrs.: 349-142/15
Best Time to Reach: Contact SID
Office Phone: 860-486-2720
Assistant Coaches: Dave Leitao (Northeastern '83), Tom Moore (Boston University '87), George Blaney (Holy Cross '61)

2000-01

Overall Record: 20-12
Conference Record/Finish: 8-8/13rd
Final Rankings: None
Postseason: 1-1; lost to Detroit, 67-61, in NIT 2nd Round

Media Services

Basketball SID: Tim Tolokan
Office Phone: 860-486-3531
Home Phone: 860-487-0426
E-Mail: timt@athletics.ath.uconn.edu
Office Fax: 860-486-5085
Press Row Phone: 860-486-1888 (Gampel)
Website: www.uconnhuskies.com

Series Information

Series Record: Connecticut leads the series, 3-0
Last Meeting: Connecticut won 99-89 on Mar. 23, 1995 (NCAA Sweet Sixteen)

2001-02 Schedule

- N19 Vanderbilt
- N26 New Hampshire
- D2 vs. George Washington¹
- O3 Maryland/Princeton¹
- D8 Northeastern
- D11 at Massachusetts
- D21 Quinnipiac
- D28 St. Bonaventure
- J2 at Virginia Tech
- J5 Miami
- J7 Oklahoma
- J10 Virginia Tech
- J13 at Villanova
- J16 at Providence
- J19 North Carolina
- J23 St. John's
- J26 at Arizona
- J30 at Rutgers
- F2 at Miami
- F5 Providence
- F9 at St. John's
- F11 Villanova
- F16 Boston College
- F19 at Georgetown
- F23 West Virginia
- F25 at Boston College
- M2 Seton Hall

1-888T Classic (Washington, D.C.)

2001-02 Roster

No.	Player	Pos.	Ht.	Wt.	Yr.	Hometown	PPG	RPG	APG
0	Tony Stockman	G	6-1	170	So.	Medina, Ohio	12.0	1.9	
4	Steve Allen	C	6-10	235	Fr.	Fort Lauderdale, Fla.			
5	Sharrod Ford	F	6-9	210	Fr.	Accokeek, Md.			
10	Edward Scott	G	6-0	185	Jr.	Eastover, S.C.	7.3	3.4	4.2
12	Dlu Babalola	F	6-6	245	Fr.	London, England			
14	Chey Christie	G	6-4	170	Fr.	Biloxi, Miss.			
21	Ray Henderson	F/C	6-8	250	Jr.	Charlotte, N.C.	5.4	4.8	
20	Walker Holt	G	6-3	190	Jr.	Greensboro, N.C.	0.3	1.0	
31	Tomas Nagys	F	6-10	235	Jr.	Mazeika, Lithuania	3.7	4.1	
33	Jamar McKnight	G/F	6-5	195	Sr.	Zachery, La.	3.4	1.3	
34	Jereme Hendrix	F	6-8	215	Fr.	Covington, Ga.			
35	Dwon Clifton	G/F	6-4	190	So.	High Point, N.C.	3.9	2.6	
43	Chris Hobbs	F	6-7	250	So.	Chapel Hill, N.C.	7.3	6.3	
45	Jermel Douglas	G	6-3	175	Jr.	Rock Hill, S.C.	0.1	0.1	

Starters: 4 returning, 1 lost; Letterwinners: 9 returning, 4 lost; Returning starters indicated in bold

2001-02 Roster

No.	Player	Pos.	Ht.	Wt.	Yr.	Hometown	PPG	RPG	APG
2	Robert Swain	G	6-4	205	So.	College Park, Ga.	1.5	0.5	
3	Caron Butler	F	6-7	235	So.	Racine, Wisc.	15.3	7.6	
4	Ben Gordon	G	6-2	185	Fr.	Mount Vernon, N.Y.			
5	Chad Wise	F	6-5	190	Fr.	Lonake, Ark.			
10	Kwasi Gyambibi	G	6-0	175	Sr.	Norwalk, Conn.			
12	Taliek Brown	G	6-1	185	So.	Queens, N.Y.	8.1	2.5	4.9
20	Justin Brown	C	7-0	245	Jr.	Perth, Australia	1.2	1.2	
21	Scott Hazelton	F	6-8	210	Fr.	Randing, Miss.	1.2	0.4	
25	Mike Hayes	F	6-8	215	Jr.	Hartford, Conn.			
30	Shamon Tooles	G/F	6-5	210	So.	Coatesville, Pa.			
32	Tony Robertson	G	6-2	200	Jr.	East Providence, R.I.	7.2	2.2	
35	Mike Woodward	G	6-5	215	Jr.	Rocky River, Ohio			
44	Johnnie Selvie	F	6-7	235	Sr.	Fliet, Miss.	10.9	5.5	
50	Emeka Okafor	C/F	6-9	240	Fr.	Houston, Texas			

Starters: 2 returning, 3 lost; Letterwinners: 8 returning, 3 lost; Returning starters indicated in bold

NOTE: Maryland's 104-92 win at Clemson last year produced the most points in the history of the Maryland-Clemson series.

2001-02 MARYLAND BASKETBALL • 2001-02 OPPONENTS



EIGHT CONSECUTIVE NCAA TOURNAMENTS • 2001 FINAL FOUR

DELAWARE STATE HORNETS DETROIT TITANS



NOV. 24, 2001
COLLEGE PARK, MD.



Andre Mathews



Perry Watson



DEC. 9, 2001
COLLEGE PARK, MD.



Willie Green

General Information

Location: Dover, Del.
Enrollment: 3,200
Founded: 1891
Colors: Columbia Blue and Red
Conference: Mid-Eastern Athletic
Nickname: Hornets
Home Arena: Memorial Hall (3,000)
President: Dr. William B. Delauder
Athletics Director: Dr. Hallie Gregory

Coaching Staff

Head Coach: Greg Jackson (St. Paul's)
Career Record/Yrs.: 13-15/1
Record at Delaware State/Yrs.: 13-15/1
Best Time to Reach: Mon.-Fri., 10 a.m.-2 p.m.
Office Phone: 302-857-7559
Assistant Coaches: Jarrell Wilkerson (Norfolk State '75), Keith Walker (Clemson '81), Arthur Tyson (North Carolina Central '81)

2000-01

Overall Record: 13-15
Conference Record/Finish: 11-7/3rd
Final Rankings: None
Postseason: None

Media Services

Basketball SID: Dennis Jones
Office Phone: 302-857-6068
Home Phone: 302-736-0873
E-Mail: djones@dsc.edu
Office Fax: 302-857-6069
Press Row Phone: 302-730-5236
Website: www.dsc.edu/athletics

2001-02 Roster

No.	Player	Pos.	Ht.	Wt.	Yr.	Hometown	PPG	RPG	APG
4	Isaiah Nathaniel	G/F	6-5	185	So.	Philadelphia, Pa.	2.6	1.4	
5	Carrington Hightower	G/F	6-4	185	Sr.	Miami, Fla.	7.5	2.5	
10	Tyrone Johnson	G	6-1	185	So.	Amityville, N.Y.	1.2	1.0	
12	Miles Davis	G	5-5	145	So.	Philadelphia, Pa.	6.2	2.1	4.7
13	Anthony Dulin	G	6-1	175	Sr.	New York, N.Y.	2.6	1.5	
22	Marty Bailey	G	6-2	190	Sr.	Easton, Md.	9.8	2.0	
23	Andre Mathews	F	6-5	210	Jr.	Seaford, Del.	14.8	4.9	
32	James Bowen	G	6-1	160	Jr.	Landover, Md.	9.2	2.2	
40	Sergey Stephanenkov	F	6-6	225	Sr.	St. Petersburg, Russia	6.1	4.5	
	Terrance Hunter	G/F	6-7	215	Fr.	Charlotte, N.C.			
	Antuwan Dent	F	6-7	210	Fr.	Augusta, Ga.			
	Anton James	F/C	6-8	210	Jr.	Philadelphia, Pa.			
	Dhaamin Hill	G	6-5	205	Jr.	Philadelphia, Pa.			
	Rasheed-Oliver	F/C	6-9	225	Fr.	Los Angeles, Calif.			
	Reginald Walker	G	6-4	180	So.	Middleburg, Va.			
	Frenk Sturdivant	F/C	6-9	225	Fr.	Virginia Beach, Va.			

Starters: 3 returning, 2 lost; **Letterwinners:** 9 returning, 4 lost; **Returning starters indicated in bold**

Series Information

Series Record: Maryland leads the series, 2-0
Last Meeting: Maryland won 118-55 on Jan. 17, 1996 (College Park)

2001-02 Schedule

N16	Hartford
N18	at Villanova
N20	at Maine
N24	at Maryland
N26	at Old Dominion
D1	at South Carolina State
D3	at North Carolina A&T
D8	at Eastern Michigan
D19	at Fordham
D22	at Fairleigh Dickinson
D28	at Johnson
J2	at Towson
J5	Coppin State
J7	Morgan State
J12	Bethune-Cookman
J14	Florida A&M
J19	at Hampton
J21	at Norfolk State
J26	Maryland-Eastern Shore
F2	South Carolina State
F4	North Carolina A&T
F9	at Coppin State
F11	at Morgan State
F16	at Bethune-Cookman
F18	at Florida A&M
F23	Hampton
F25	Norfolk State
M2	at Howard

General Information

Location: Detroit, Mich.
Enrollment: 6,000
Founded: 1877
Colors: Red, White, and Blue
Conference: Horizon
Nickname: Titans
Home Arena: Calihan Hall (8,837)
President: Sister Maureen A. Fay, O.P.
Athletics Director: Brad Kinsman

Coaching Staff

Head Coach: Perry Watson (Eastern Michigan '72)
Career Record/Yrs.: 148-88/8
Record at Detroit/Yrs.: 148-88/8
Best Time to Reach: Mornings
Office Phone: 313-993-1731
Assistant Coaches: David Greer (Bowling Green '83), Mickey Barnett (Xavier '90)

2000-01

Overall Record: 25-12
Conference Record/Finish: 10-4/2nd
Final Rankings: None
Postseason: 3-2; lost to Memphis, 86-71, in NIT Third Place Game

Media Services

Basketball SID: Mark Engel
Office Phone: 313-993-1745
Home Phone: 810-979-1779
E-Mail: englem1@udmercy.edu
Office Fax: 313-993-1765
Press Row Phone: 313-993-1763
Website: www.detroittitans.com

Series Information

Series Record: First Meeting
Last Meeting: None

2001-02 Schedule

N12	at Michigan State ¹
N24	Alabama A&M
N28	Wyoming
D1	Western Michigan
D3	at Eastern Michigan
D6	at Oakland
D9	at Maryland
D15	Toledo
D19	at Central Michigan
D22	at Bowling Green
D28	UC Santa Barbara ²
D29	UMBC/Santa Clara ²
I3	at Illinois-Chicago
J5	at Loyola-Chicago
J10	Butler
J12	Wright State
J17	at Youngstown State
J19	Cleveland State
J24	at UW-Green Bay
J26	at UW-Milwaukee
J31	Illinois-Chicago
F7	at Butler
F9	at Wright State
F11	UW-Green Bay
F14	Loyola-Chicago
F16	at Cleveland State
F18	Youngstown State
F23	UW-Milwaukee

¹Preseason NIT (East Lansing, Mich.); ²Cable Car Classic (Santa Clara, Calif.)

2001-02 Roster

No.	Player	Pos.	Ht.	Wt.	Yr.	Hometown	PPG	RPG	APG
2	Mike Harmon	F/C	6-11	210	Sr.	Ypsilanti, Mich.	3.6	4.0	
4	Terrell Riggs	F	6-7	222	Jr.	Detroit, Mich.	10.1	6.5	
5	David Baxter	G	6-3	180	Fr.	Detroit, Mich.			
11	Jimmy Twyman	G	6-0	170	So.	Detroit, Mich.	0.7	1.2	
12	Greg Grays	G	6-0	190	Sr.	Detroit, Mich.	9.0	2.7	
13	Mark Maxwell	F	6-8	290	So.	Detroit, Mich.	2.6	2.8	
23	Clark Headen	F	6-9	220	Fr.	Detroit, Mich.			
24	Darius Belin	G	6-3	179	Sr.	Detroit, Mich.	4.6	2.9	
25	Bernie Fuhs	G	6-2	185	Jr.	Grand Rapids, Mich.	1.3	0.3	
31	Hilton Napoleon	F	6-5	215	Jr.	Detroit, Mich.	1.6	2.1	
34	Willie Green	G	6-4	188	Jr.	Detroit, Mich.	13.2	5.0	2.42
42	Marc Mazur	C	6-10	264	Sr.	Clarkston, Mich.	3.6	3.1	
	Willie Wallace	F	6-7	250	So.	Flint, Mich.			

Starters: 4 returning, 1 lost; **Letterwinners:** 13 returning, 2 lost; **Returning starters indicated in bold**

TERPNOTE: Delaware State powered Gary Williams' first Maryland coaching victory. Meanwhile, Detroit is one of two first-time opponents for Williams this season.



EIGHT CONSECUTIVE NCAA TOURNAMENTS • 2001 FINAL FOUR

DUKE BLUE DEVILS


FLORIDA GATORS



M. Krzyzewski



JAN. 17, 2002 DURHAM, N.C.
FEB. 17, 2002 COLLEGE PARK, MD.



Jason Williams



Billy Donovan



FLORIDA

POSSIBLE GAME NOV. 9, 2001
N.Y., N.Y. (COACHES VS. CANCER)



Udonis Haslem

General Information

Location: Durham, N.C.
Enrollment: 6,202
Founded: 1838
Colors: Royal Blue and White
Conference: Atlantic Coast
Nickname: Blue Devils
Home Arena: Cameron Indoor Stadium (9,314)
President: Dr. Nan D. Keohane
Athletics Director: Joe Alleva

Coaching Staff

Head Coach: Mike Krzyzewski (Army '69)
Career Record/Yrs.: 606-223/26
Record at Duke/Yrs.: 533-164/21
Best Time to Reach: ACC Teleconference
Office Phone: 919-613-7500
Assistant Coaches: Johnny Dawkins (Duke '86), Steve Wojciechowski (Duke '98), Chris Collins (Duke '96)

2000-01

Overall Record: 35-4
Conference Record/Finish: 13-3/T1st
Final Rankings: No. 1 AP, No. 1 USA Today/ESPN
Postseason: 6-0, National Champions

Media Services

Basketball SID: Jon Jackson
Office Phone: 919-684-2633
Home Phone: 919-484-9927
E-Mail: sid@duke.edu
Office Fax: 919-684-2489
Press Row Phone: 919-684-6186
Website: www.goduke.com

Series Information

Series Record: Duke leads the series, 95-53
Last Meeting: Duke won 95-84 on Mar. 31, 2001 (NCAA Final Four)

2001-02 Schedule

N19 vs. Seton Hall¹
N20 at Maui Invitational¹
N21 at Maui Invitational¹
N25 Portland
N27 Iowa²
D2 Clemson
D5 Temple
D8 at Michigan
D16 North Carolina A&T
D18 Kentucky³
D29 San Diego St.
J2 at Davidson
J6 at Florida State
J10 Georgia Tech
J13 at NC State
J17 Maryland
J19 Wake Forest
J24 at Boston College
J27 Virginia
J31 at North Carolina
F2 at Clemson
F7 Florida State
F9 at Georgia Tech
F14 NC State
F17 at Maryland
F21 at Wake Forest
F24 St. John's
F28 at Virginia
M3 North Carolina

¹ Maui Invitational (Lahaina, Hawaii); ² ACC/Big Ten Challenge (Chicago, Ill.); ³ Jimmy V Classic (East Rutherford, N.J.)

General Information

Location: Gainesville, Fla.
Enrollment: 45,114
Founded: 1853
Colors: Orange and Blue
Conference: Southeastern
Nickname: Gators
Home Arena: Stephen C. O'Connell Center (12,000)
President: Dr. Charles Young
Athletics Director: Jeremy Foley

Coaching Staff

Head Coach: Billy Donovan (Providence '87)
Career Record/Yrs.: 137-76/7
Record at Florida/Yrs.: 102-56/5
Best Time to Reach: SEC Teleconference (M & Th, 11:07am EST)
Office Phone: 352-375-4683 ext. 4285
Assistant Coaches: Anthony Grant (Dayton '87), Donnie Jones (Pikeville '88), John Pheprey (Kentucky '91)

2000-01

Overall Record: 24-7
Conference Record/Finish: 12-4/T1st
Final Rankings: No. 8 AP, No. 13 USA Today/ESPN
Postseason: 1-1; lost to Temple, 75-54, in NCAA Second Round

Media Services

Basketball SID: Steve McClain
Office Phone: 352-375-4683 ext. 6115
Home Phone: 352-335-6539
E-Mail: stevem@gators.ufl.edu
Office Fax: 352-375-4809
Press Row Phone: 352-371-0281
Website: www.gatorzone.com

Series Information

Series Record: Florida leads the series, 1-0
Last Meeting: Florida won 39-24 on Feb. 26, 1992 (Southern Conference Tournament)

2001-02 Schedule

N8 Temple¹
N9 Maryland/Arizona¹
N16 Florida State
N28 at New Hampshire
D2 Tulane
D5 Michigan State
D8 at South Florida
D15 Charlotte²
D18 High Point
D22 New Orleans
D28 Stetson
D30 Belmont
J5 South Carolina
J9 at Tennessee
J12 at Vanderbilt
J16 Louisiana State
J19 Georgia
J26 at Arkansas
J29 Kentucky
F2 Mississippi State
F5 at South Carolina
F9 Vanderbilt
F12 at Georgia
F16 at Mississippi
F20 Auburn
F23 at Alabama
F26 Tennessee
M2 at Kentucky

¹ Coaches vs. Cancer IKON Classic (New York, N.Y.); ² at Miami, Fla.

2001-02 Roster

No.	Player	Pos.	Ht.	Wt.	Yr.	Hometown	PPG	RPG	APG
3	Nick Horvath	F	6-10	230	So.	Shoreview, Minn.	2.8	2.3	
4	Carlos Boozer	C	6-9	270	Jr.	Juneau, Ak.	13.3	6.5	
5	Daniel Ewing	G	6-3	170	Fr.	Missouri City, Texas			
13	Andy Means	G	6-5	190	Fr.	Indianapolis, Ind.			
15	Andre Buckner	G	5-10	170	Jr.	Hopkinsville, Ky.	0.2	0.4	
20	Casey Sanders	C	6-11	230	Jr.	Tampa, Fla.	2.5	1.8	
21	Chris Duhon	G	6-1	190	So.	Slideell, La.	7.2	3.2	
22	Jason Williams	G	6-2	196	Jr.	Plainfield, N.J.	21.6	3.3	6.1
30	Dahntay Jones	G	6-6	210	Jr.	Trenton, N.J.			
34	Mike Dunleavy	F	6-9	220	Jr.	Lake Oswego, Ore.	12.6	5.7	
40	Andy Borman	G	6-1	181	Jr.	Morrisville, N.C.	0.9	0.5	
41	Matt Christensen	F	6-10	265	Sr.	Belmont, Mass.	1.6	2.3	
42	Reggie Love	G/F	6-4	225	So.	Charlotte, N.C.	1.3	1.6	
45	Mark Causey	G	6-3	175	Fr.	Gainesville, Ga.			

Starters: 4 returning, 1 lost; Letterwinners: 11 returning, 4 lost; Returning starters indicated in bold

2001-02 Roster

No.	Player	Pos.	Ht.	Wt.	Yr.	Hometown	PPG	RPG	APG
1	Orien Greene	G	6-4	200	So.	Gainesville, Fla.	3.4	2.3	
2	James White	G	6-6	172	Fr.	Kensington, Md.			
4	Adrian Moss	F	6-9	219	Fr.	Houston, Texas	9.9	2.5	
10	Brett Nelson	G	6-4	182	Jr.	St. Albans, W. Va.	15.3	2.7	4.3
12	Justin Hamilton	G	6-3	207	Jr.	Sarasota, Fla.	6.6	1.8	
15	Matt Bonner	F	6-10	237	Jr.	Concord, N.H.	13.3	7.7	
23	LaDarius Halton	G	6-4	200	Jr.	New Smyrna Bch, Fla.	3.2	1.5	
24	David Lee	F	6-9	224	Fr.	St. Louis, Mo.			
42	Bonell Colas	F	6-9	205	So.	Miami, Fla.	3.0	2.0	
50	Udonis Haslem	C	6-9	246	Sr.	Miami, Fla.	16.8	7.5	
53	Ronnie King	G	5-11	178	Jr.	Brandon, Fla.			

Starters: 3 returning, 2 lost; Letterwinners: 9 returning, 4 lost; Returning starters indicated in bold

TERP NOTE: Last season's All-ACC national semifinal game marked the 10th time in NCAA history that two teams from the same league met in the Final Four.



EIGHT CONSECUTIVE NCAA TOURNAMENTS • 2001 FINAL FOUR


FLORIDA STATE SEMINOLES G. WASHINGTON COLONIALS



Steve Robinson



JAN. 26, 2002 COLLEGE PARK, MD.
FEB. 27, 2002 TALLAHASSEE, FLA.



Karl Hobbs



POSSIBLE GAME DEC. 3, 2001
WASHINGTON, D.C. (BB&T CLASSIC)



Steve Pikiell

General Information

Location: Tallahassee, Fla.
Enrollment: 34,500
Founded: 1851
Colors: Garnet and Gold
Conference: Atlantic Coast
Nickname: Seminoles
Home Arena: Leon County Civic Center (12,200)
President: Talbot "Sandy" D'Alemberte
Athletics Director: Dave Hart Jr.

Coaching Staff

Head Coach: Steve Robinson (Radford '81)
Career Record/Yrs.: 98-87/6
Record at Florida State/Yrs.: 52-67/4
Best Time to Reach: Contact SID
Office Phone: 850-644-1077
Assistant Coaches: Coleman Crawford (North Alabama '75), Rob Wilkes (Stetson '93), Stephen Giles (North Carolina '90)

2000-01

Overall Record: 9-21
Conference Record/Finish: 4-12/8th
Final Rankings: None
Postseason: None

Media Services

Basketball SID: Chuck Walsh
Office Phone: 850-644-1077
Home Phone: 850-385-8466
E-Mail: cwals@mailer.fsu.edu
Office Fax: 850-644-3820
Press Row Phone: 850-224-4098
Website: www.seminoles.com

2001-02 Roster

No.	Player	Pos.	Ht.	Wt.	Yr.	Hometown	PPG	RPG	APG
1	Michael Joiner	F	6-7	215	So.	Fayetteville, N.C.	9.3	6.0	
3	J.D. Bracy	G	6-4	205	So.	Kissimmee, Fla.			
4	Antwan Dixon	F	6-5	200	Sr.	Marietta, Ga.	8.7	5.8	
5	Adrian McPherson	G	6-4	185	Fr.	Bradenton, Fla.			
10	Delvon Arrington	G	5-11	170	Sr.	Hillside, N.J.	11.5	4.1	4.8
12	Ryan Lowery	G	6-2	180	So.	Gastonia, N.C.	0.5	0.8	
15	Trevor Harvey	C	6-11	230	Jr.	Inagua, Bahamas			
20	Andrew Wilson	G/F	6-6	205	So.	Kennesaw, Ga.	4.3	1.7	
23	Marcell Hayward	G	5-11	180	Jr.	Plantation, Fla.	0.6	0.6	
30	Monte Cummings	G	6-4	180	Sr.	Quincy, Fla.	10.7	3.3	
33	Mike Mathews	F/C	6-10	230	Jr.	Blountstown, Fla.	7.3	3.1	
34	Nigel Dixon	F/C	6-10	350	Jr.	Orlando, Fla.	6.7	5.0	
44	Adam Krieg	G	6-4	205	So.	Ft. Myers, Fla.			
50	David Anderson	C	7-0	250	Sr.	Lamar, Colo.	1.1	1.2	
51	Adam Waleskowski	F	6-8	230	Fr.	Kettering, Ohio			
54	Anthony Richardson	F	6-7	190	Fr.	Raleigh, N.C.			

Starters: 4 returning, 1 lost; **Letterwinners:** 12 returning, 1 lost; *Returning starters indicated in bold*

Series Information

Series Record: Maryland leads, 17-6
Last Meeting: Florida State won 74-71 on Feb. 14, 2001 (College Park)

2001-02 Schedule

- N16 at Florida
- N20 Savannah State
- N23 Elon
- N28 at Northwestern¹
- D4 Birmingham Southern
- D8 Western Carolina
- D16 at Wake Forest
- D19 Cleveland State
- D22 American
- D27 Virginia Tech
- D29 Campbell
- J2 at South Florida
- J6 Duke
- J8 at NC State
- J16 North Carolina
- J20 at Virginia
- J24 Clemson
- J26 at Maryland
- J30 at Georgia Tech
- F2 Wake Forest
- F7 at Duke
- F10 NC State
- F17 at North Carolina
- F20 Virginia
- F23 at Clemson
- F27 Maryland
- M2 Georgia Tech

1-ACC/Big Ten Challenge

General Information

Location: Washington, D.C.
Enrollment: 20,527
Founded: 1821
Colors: Buff and Blue
Conference: Atlantic Ten
Nickname: Colonials
Home Arena: Smith Center (5,000)
President: Stephen Joel Trachtenberg
Athletics Director: Jack Kwacz

Coaching Staff

Head Coach: Karl Hobbs (Connecticut '85)
Career Record/Yrs.: 0-0/0
Record at George Washington/Yrs.: 0-0/0
Best Time to Reach: Contact SID
Office Phone: 202-994-6651
Assistant Coaches: Steve Pikiell (Connecticut '90), Darrell Brooks (Bowie State '79), Kevin Broadus (Bowie State '90)

2000-01

Overall Record: 14-18
Conference Record/Finish: 6-10/7th
Final Rankings: None
Postseason: None

Media Services

Basketball SID: Brad Bower
Office Phone: 202-994-0339
Home Phone: 703-658-1497
E-Mail: bbower@gwu.edu
Office Fax: 202-994-2713
Press Row Phone: 202-994-1776
Website: www.gwsports.com

Series Information

Series Record: Maryland leads the series, 33-25
Last Meeting: Maryland won 71-63 on Dec. 3, 2000 (BB&T Classic)

2001-02 Schedule

- N15 Marshall¹
- N16 Kentucky/Western Kentucky¹
- N19 at Texas A&M
- N23 Binghamton²
- N24 Yale/Stony Brook²
- N28 Boston Univ.
- D2 vs. Connecticut³
- D3 Maryland/Princeton³
- D5 at Old Dominion
- DB at Providence
- D29 Charlotte
- J3 St. Bonaventure
- J6 Duquesne
- J9 at Dayton
- J13 La Salle
- J17 Xavier
- J19 at St. Joseph's
- J23 at Massachusetts
- J26 Rhode Island
- J30 at Richmond
- F2 at La Salle
- F9 at Temple
- F14 at Xavier
- F16 at Duquesne
- F21 Dayton
- F23 Richmond
- M2 at Fordham

1 - NABC Classic (Lexington, Ky.); 2 - Red Auerbach Colonial Classic (Washington D.C.); 3 - BB&T Classic (Washington, D.C.); 4 - Philadelphia, Pa.

2001-02 Roster

No.	Player	Pos.	Ht.	Wt.	Yr.	Hometown	PPG	RPG	APG
3	Albert Roma	C	7-0	263	Sr.	Balenya, Spain	2.0	1.7	
4	Chris Monroe	G	6-3	215	Jr.	Hyattsville, Md.	18.7	6.1	2.7
5	T.J. Thompson	G	5-11	177	Fr.	Germantown, Md.			
14	Darnell Miller	G	6-4	199	So.	Bronx, N.Y.	1.4	0.8	1.3
30	Marquin Chandler	F	6-7	197	So.	Oakland, Calif.	2.0	1.2	
31	Jaason Smith	F	6-8	187	Sr.	Boston, Mass.	5.7	3.1	
34	Greg Colucci	G	6-3	172	So.	Palm Beach Gardens, Fla.	3.9	0.9	
42	Darrio Scott	F	6-6	223	Fr.	Lynchburg, Va.			
44	Tamal Forchion	F	6-6	240	Fr.	Willingboro, N.J.			
50	Matija Debevec	C	6-11	236	Fr.	Ljubljana, Slovenia			

Starters: 1 returning, 4 lost; **Letterwinners:** 6 returning, 7 lost; *Returning starters indicated in bold*



TERMINOLOGY: Maryland and GW have annually co-hosted the BB&T Classic since 1995.



EIGHT CONSECUTIVE NCAA TOURNAMENTS • 2001 FINAL FOUR

GA. TECH **YELLOW JACKETS**

ILLINOIS **FIGHTING ILLINI**



Paul Hewitt



JAN. 13, 2002 ATLANTA, GA.
FEB. 13, 2002 COLLEGE PARK, MD.



Tony Atkins



Bill Self



NOV. 27, 2001
COLLEGE PARK, MD.



Cory Bradford

General Information

Location: Atlanta, Ga.
Enrollment: 14,000
Founded: 1885
Colors: Old Gold and White
Conference: Atlantic Coast
Nickname: Yellow Jackets
Home Arena: Alexander Memorial Coliseum at McDonald's Center (9,191)
President: Dr. G. Wayne Clough
Athletics Director: Dave Braine

Coaching Staff

Head Coach: Paul Hewitt (St. John Fisher '85)
Career Record/Yrs.: 83-40/4
Record at Georgia Tech/Yrs.: 17-13/1
Best Time to Reach: M-F 11-2
Office Phone: 404-894-5425
Assistant Coaches: Dean Keener (Davidson '88), Cliff Warren (Mount St. Mary's '90), Willie Reese (Georgia Tech '89)

2000-01

Overall Record: 17-13
Conference Record/Finish: 8-8/15th
Final Rankings: None
Postseason: 0-1; lost to St. Joseph's 66-62, in NCAA First Round

Media Services

Basketball SID: Mike Stamus
Office Phone: 404-894-5445
Home Phone: 770-951-1939
E-Mail: mstamus@at.gtaa.gatech.edu
Office Fax: 404-894-1248
Press Row Phone: 404-894-5458, 5459
Website: www.ramblinwreck.com

2001-02 Roster

No.	Player	Pos.	Ht.	Wt.	Yr.	Hometown	PPG	RPG	APG
1	Barry Elder	G	6-3	215	Fr.	Madison, Ga.			
2	Isma'il Muhammad	F	6-5	218	Fr.	Atlanta, Ga.			
3	Tony Atkins	G	5-11	185	Sr.	Lilburn, Ga.	14.5	3.5	4.3
5	Clarence Moore	F	6-5	220	So.	Norco, La.	1.0	1.2	
12	Luke Schenscher	C	7-0	230	Fr.	Hope Forest, S. Australia			
14	Winston Neal	G	6-1	200	Sr.	Greenville, Ga.	0.5	0.6	
24	Marvin Lewis	G	6-4	200	So.	Germantown, Md.	8.7	4.5	
32	Ed Nelson	F	6-7	250	Fr.	Fort Lauderdale, Fla.			
33	Halston Lane	G/F	6-5	205	So.	Dak Ridge, Tenn.	6.8	17.1	
34	Robert Brooks	F	6-8	215	So.	Saginaw, Mich.	2.8	3.0	
44	Michael Isehour	F	6-8	250	Sr.	Lawrenceville, Ga.	0.9	1.0	
55	Anthony McHenry	G/F	6-6	212	Fr.	Birmingham, Ala.			

Starters: 2 returning, 3 lost; Letterwinners: 8 returning, 5 lost; Returning starters indicated in bold

Series Information

Series Record: Georgia Tech leads the series, 30-25
Last Meeting: Georgia Tech won 72-62 on Feb. 2, 2001 (Atlanta, Ga.)

2001-02 Schedule

- N16 Florida A&M
- N19 Pennsylvania
- N22 Eastern Illinois¹
- N23 Illinois¹
- N24 Las Vegas Invitational¹
- N28 Wisconsin²
- D2 at North Carolina
- D9 at Georgia
- D16 Syracuse³
- D19 Davidson
- D21 Wofford
- D23 Tulane
- D29 JUPUI
- J2 Cornell
- J5 Clemson
- J10 at Duke
- J13 Maryland
- J19 at NC State
- J22 Virginia
- J26 at Wake Forest
- J30 Florida State
- F2 North Carolina
- F6 at Clemson
- F9 Duke
- F13 at Maryland
- F16 at Saint Louis
- F20 NC State
- F23 at Virginia
- F27 Wake Forest
- M2 at Florida State

¹-Las Vegas Invitational (Las Vegas, Nev.); ²-ACC/Big Ten Challenge; ³-Chick-fil-A Peach Bowl Classic (Atlanta, Ga.)

General Information

Location: Champaign, Ill.
Enrollment: 36,000
Founded: 1867
Colors: Orange and Blue
Conference: Big Ten
Nickname: Fighting Illini
Home Arena: Assembly Hall (16,450)
President: James J. Stukel
Athletics Director: Ron Guenther

Coaching Staff

Head Coach: Bill Self (Oklahoma State '85)
Career Record/Yrs.: 157-88/8
Record at Illinois/Yrs.: 27-8/1
Best Time to Reach: Contact SID
Office Phone: 217-333-3400
Assistant Coaches: Billy Gillispie (SW Texas State '83), Wayne McClain (Bradley '77), Norman Roberts (Queens College '87)

2000-01

Overall Record: 27-8
Conference Record/Finish: 13-3/11st
Final Rankings: No. 4 AP, No. 6 USA Today/ESPN
Postseason: 3-1; lost to Arizona, 87-81, in NCAA South Regional Final

Media Services

Basketball SID: Kent Brown
Office Phone: 217-333-1391
Home Phone: 217-469-0230
E-Mail: kwbrown3@uiuc.edu
Office Fax: 217-333-5540
Press Row Phone: 217-333-1227
Website: www.fightingillini.com

2001-02 Roster

No.	Player	Pos.	Ht.	Wt.	Yr.	Hometown	PPG	RPG	APG
00	Brett Melton	G	6-5	195	So.	Mahomet, Ill.	1.5	0.8	
4	Luther Head	G	6-3	170	Fr.	Chicago, Ill.			
13	Cory Bradford	G	6-3	200	Sr.	Memphis, Tenn.	9.9	2.5	
21	Robert Archibald	F	6-11	250	Sr.	Ballwin, Mo.	7.2	4.5	
22	Lucas Johnson	F	6-8	230	Sr.	Des Plaines, Ill.	5.0	3.3	
23	Blandon Ferguson	F	6-3	220	Jr.	Oakland, Calif.			
24	Sean Harrington	G	6-3	185	Jr.	Bartlett, Ill.	5.7	1.4	
25	Jerrance Howard	G	6-1	190	So.	Peoria, Ill.	0.4	0.4	
30	Frank Williams	G	6-3	205	Jr.	Peoria, Ill.	14.9	3.7	4.4
31	Nick Huger	F	6-5	200	Jr.	Charlotte, N.C.			
33	Damir Krupalija	F	6-9	230	Sr.	Rockford, Ill.	4.8	3.9	
34	Brian Cook	F	6-10	240	Jr.	Lincoln, Ill.	11.2	6.1	
42	Clayton Thomas	F	6-6	210	Jr.	Elgin, Ill.			
43	Roger Powell	F	6-6	215	Fr.	Jolie, Ill.			
45	Nick Smith	C	7-2	240	Fr.	Valrico, Fla.			

Starters: 3 returning, 2 lost; Letterwinners: 9 returning, 4 lost; Returning starters indicated in bold

¹-Las Vegas Invitational (Las Vegas, Nev.); ²-ACC/Big Ten Challenge; ³-Chevrolet Shootout (Chicago, Ill.)

TEKNOTE: The Sporting News called this year's Maryland vs. Illinois game the nation's fourth-best non-conference matchup of the college basketball season.



EIGHT CONSECUTIVE NCAA TOURNAMENTS • 2001 FINAL FOUR

MONMOUTH HAWKS

NORFOLK STATE SPARTANS



DEC. 11, 2001
COLLEGE PARK, MD.



JAN. 3, 2002
COLLEGE PARK, MD.

General Information

Location: West Long Branch, N.J.
Enrollment: 5,369
Founded: 1933
Colors: Royal Blue and White
Conference: Northeast
Nickname: Hawks
Home Arena: William T. Boylan Gymnasium (2,500)
President: Dr. Rebecca Stafford
Athletics Director: Dr. Marilyn McNeil

Coaching Staff

Head Coach: Dave Calloway (Monmouth '91)
Career Record/Yrs.: 41-57/4
Record at Monmouth/Yrs.: 41-57/4
Best Time to Reach: Contact SID
Office Phone: 732-571-7584
Assistant Coaches: Mark Calzonetti (Bentley '85), Geoff Billet (Rutgers '99), Ron Kray (Sioux Falls '68)

2000-01

Overall Record: 21-10
Conference Record/Finish: 15-5/2nd
Final Rankings: None
Postseason: 0-1; lost to Duke, 95-52, in NCAA First Round

Media Services

Basketball SID: Thomas Dick
Office Phone: 732-571-4447
Home Phone: 732-695-1042
E-Mail: tdick@monmouth.edu
Office Fax: 732-571-3535
Press Row Phone: 732-571-3677
Website: www.monmouth.edu

2001-02 Roster

No.	Player	Pos.	Ht.	Wt.	Yr.	Hometown	PPG	RPG	APG
3	Kevin Short	G	5-10	155	Fr.	Ocean Grove, N.J.			
4	Rahsaan Johnson	G	6-0	195	Sr.	Washington, D.C.	19.1	6.1	5.7
5	Tom Kaplan	G	6-4	190	So.	Tel Aviv, Israel			
10	Jason Kray	F	6-5	215	So.	Pt. Pleasant Beach, N.J.	7.6	2.8	1.8
11	Steve Bridgemohan	F	6-8	225	Sr.	North Brunswick, N.J.	5.5	4.3	0.6
12	Brandon Owens	G	5-10	160	Fr.	Los Angeles, Calif.			
13	Cameron Milton	G	6-3	185	Sr.	Philadelphia, Pa.	4.0	2.7	1.5
21	Jay Dooley	F	6-6	210	Jr.	Rumson, N.J.	1.9	1.4	0.6
25	Kevin Owens	C	6-10	230	Jr.	Haddonfield, N.J.	9.4	5.8	0.6
31	Blake Hamilton	F	6-8	220	Fr.	Harrisburg, Pa.			
33	Dwayne Byfield	G	6-2	175	Fr.	Elmont, N.Y.			
45	Russ Anderson	F	6-7	210	Jr.	Chester, N.Y.	5.4	3.0	1.2

Starters: 4 returning, 1 lost; Letterwinners: 8 returning, 4 lost; Returning starters indicated in bold

Series Information

Series Record: Maryland leads, 1-0
Last Meeting: Maryland won 74-70 on Dec. 13, 1988

2001-02 Schedule

- N17 Rider
- N23 Akron ¹
- N24 Vanderbilt/Hampton ¹
- N25 Hawaii Pacific Tournament ¹
- N29 at Seton Hall
- D1 Wagner
- D8 at Princeton
- D11 at Maryland
- D14 at St. Peter's
- D16 Sacred Heart
- D29 Gonzaga
- J4 at Long Island
- J6 at St. Francis (N.Y.)
- J10 Mount St. Mary's
- J12 UMBC
- J16 at Wagner
- J19 St. Francis (Pa.)
- J23 at Central Connecticut State
- J26 at UMBC
- J28 at Mount St. Mary's
- F2 Long Island
- F4 at Fairleigh Dickinson
- F7 at Quinnipiac
- F9 Central Connecticut State
- F14 at St. Francis (Pa.)
- F16 at Robert Morris
- F20 Quinnipiac
- F23 St. Francis (N.Y.)
- F25 Fairleigh Dickinson

¹-Hawaii Pacific Tournament (Honolulu, Hawaii)

General Information

Location: Norfolk, Va.
Enrollment: 8,115
Founded: 1935
Colors: Green and Gold
Conference: Mid-Eastern Athletic
Nickname: Spartans
Home Arena: Echols Hall (7,600)
President: Dr. Marie V. McDemmond
Athletics Director: Orby Moss

Coaching Staff

Head Coach: Wil Jones (American '64)
Career Record/Yrs.: 256-178/22
Record at Norfolk State/Yrs.: 24-33/2
Best Time to Reach: Contact SID
Office Phone: 757-823-9192
Assistant Coaches: Fred Burroughs (U.S. Air Force 'Ret.), Jim Hammond (Otterbein College '73)

2000-01

Overall Record: 12-17
Conference Record/Finish: 11-7/4th
Final Rankings: None
Postseason: None

Media Services

Basketball SID: Randy Jones
Office Phone: 757-823-2628
Home Phone: 252-335-4974
E-Mail: nsu-athletics@nsu.edu
Office Fax: 757-823-8218
Press Row Phone: 757-823-8195
Website: www.nsu.edu/athletics.htm

Series Information

Series Record: Maryland leads the series, 1-0
Last Meeting: Maryland won 123-79 on Dec. 23, 2000

2001-02 Schedule

- N16 Nike Tip-Off Tournament ¹
- N18 Nike Tip-Off Tournament ¹
- N21 at San Diego State
- N24 at Tulane
- N26 at New Orleans
- D1 at Coppin State
- D3 at Morgan State
- D8 at Hampton
- D11 Maine
- D20 at UNC Greensboro
- D27 Minnesota Winter Jam Classic ²
- D28 Minnesota Winter Jam Classic ²
- J3 at Maryland
- J7 Maryland-Eastern Shore
- J12 at North Carolina A&T
- J14 at South Carolina State
- J19 Howard
- J21 Delaware State
- J26 at Florida A&M
- J28 Bethune Cookman
- F2 Coppin State
- F4 Morgan State
- F11 at Maryland-Eastern Shore
- F16 North Carolina A&T
- F18 South Carolina State
- F23 at Howard
- F25 at Delaware State
- M2 Hampton

¹-Nike Tip-off Tournament (Honolulu, Hawaii); ²-Minnesota Winter Jam Classic (Minneapolis, Minn.)

2001-02 Roster

No.	Player	Pos.	Ht.	Wt.	Yr.	Hometown	PPG	RPG	APG
3	Joemi Byrd	G	6-3	170	Fr.	Hopewell, Va.			
4	Terrance Winston	G	6-0	180	Sr.	Portsmouth, Va.	14.6	2.5	3.8
10	Nicholas Byrd	G	6-0	190	So.	Hopewell, Va.	0.4	0.3	0.5
11	Curtis Bunn	G	6-5	170	Fr.	Washington, D.C.			
13	Jamal Mills	F	6-9	210	Sr.	Cincinnati, Ohio	4.3	3.1	0.4
14	Derrick Smith	G	6-4	190	So.	Bowman, S.C.	11.3	1.7	0.7
15	Ryan Grier	G	6-4	185	Fr.	Chesapeake, Va.			
23	Hiramen Byrd	G	6-3	210	Fr.	Hopewell, Va.			
24	Chakowby Hicks	G	6-3	170	Fr.	Washington, D.C.			
32	Daryl Towse	G	6-4	190	Jr.	Norfolk, Va.			
33	Edward Seward	C	6-9	230	So.	Chesapeake, Va.	2.4	2.7	0.2
40	Michael Boyd	G	6-7	225	Jr.	Columbus, Ohio	5.7	5.2	0.5
42	Gregory Quick	F	6-8	220	Jr.	Buffalo, N.Y.	2.4	1.7	0.1
50	Thomas Aladi	C	6-10	230	Jr.	Lagos, Nigeria			
52	Clifton Young	C	7-0	280	Jr.	Olympia, Wash.			

Starters: 1 returning, 4 lost; Letterwinners: 7 returning, 7 lost; Returning starters indicated in bold

TERMINOTE: Lonny Baxter scored a career-high 32 points in last year's game with Norfolk State.



'94

'95

'96

'97

'98

'99

'00

'01

EIGHT CONSECUTIVE NCAA TOURNAMENTS • 2001 FINAL FOUR

N. CAROLINA TAR HEELS NC STATE WOLFPACK



Matt Doherty



JAN. 9, 2001 COLLEGE PARK, MD.
FEB. 10, 2002 CHAPEL HILL, N.C.



Jason Capel



Herb Sendek



DEC. 30, 2001 RALEIGH, N.C.
FEB. 3, 2002 COLLEGE PARK, MD.



Anthony Grundy

General Information

Location: Chapel Hill, N.C.
Enrollment: 24,635
Founded: 1789
Colors: Carolina Blue and White
Conference: Atlantic Coast
Nickname: Tar Heels
Home Arena: Dean E. Smith Center (21,572)
President: Dr. James Moeser
Athletics Director: Dick Baddour

Coaching Staff

Head Coach: Matt Doherty (North Carolina '84)
Career Record/Yrs.: 48-23/3
Record at North Carolina/Yrs.: 26-7/2
Best Time to Reach: Contact SID
Office Phone: 919-962-1154
Assistant Coaches: Doug Wojcik (U.S. Naval Academy '87), Fred Quattlebaum (Fordham '89), Bob MacKinnon (King's College '82)

2000-01

Overall Record: 26-7
Conference Record/Finish: 13-3/T-1st
Final Rankings: No. 6 AP, No. 10 USA Today/ESPN
Postseason: 1-1; lost to Penn State, 84-72, in NCAA Second Round

Media Services

Basketball SID: Steve Kirschner
Office Phone: 919-962-7258
Home Phone: 919-484-0664
E-Mail: skirschner@unc.unc.edu
Office Fax: 919-962-0612
Press Row Phone: 919-962-8815
Website: www.tarheelblue.com

2001-02 Roster

No.	Player	Pos.	Ht.	Wt.	Yr.	Hometown	PPG	RPG	APG
1	Melvin Scott	G	6-2	175	Fr.	Baltimore, Md.			
3	Brian Morrison	G	6-2	184	So.	Redmond, Wash.	3.0	1.1	
5	Jackie Manuel	G	6-5	183	Fr.	West Palm Beach, Fla.			
13	Neil Fingleton	C	7-5	285	Fr.	Durham, England			
14	Jonathan Holmes	G	6-0	181	Jr.	Bloomington, Ind.	1.6	0.8	
21	Jawad Williams	F	6-9	200	Fr.	Cleveland, Ohio			
22	Ronald Curry	G	6-2	200	Jr.	Hampton, Va.	5.5	3.4	4.3
23	Jason Capel	F/G	6-8	237	Sr.	Fayetteville, N.C.	11.4	7.3	
31	Adam Boone	G	6-2	202	So.	Minneapolis, Minn.	1.5	0.9	
32	Orlando Melendez	F	6-8	192	Sr.	Juana Diaz, P.R.	0.8	0.8	
42	Kris Lang	F/C	6-11	247	Sr.	Gastonia, N.C.	11.3	5.7	
44	Will Johnson	F	6-8	218	Jr.	Hickory, N.C.	1.5	1.2	
45	Julius Peppers	F	6-6	290	Jr.	Bailey, N.C.	7.1	4.0	
50	Brian Besticker	F/C	6-10	238	Gr.	Virginia Beach, Va.	1.5	1.0	

Starters: 3 returning, 2 lost; Letterwinners: 10 returning, 5 lost; Returning starters indicated in bold

Series Information

Series Record: North Carolina leads series, 106-49
Last Meeting: North Carolina won 96-82 on Feb. 10, 2001 (Chapel Hill)

2001-02 Schedule

N16 Hampton
N20 Davidson
N28 Indiana¹
D2 Georgia Tech
D8 at Kentucky
D16 Binghamton
D21 Charleston²
D22 St. Joseph's (Pa.)/Georgia State²
D27 North Carolina A&T
D30 Texas A&M
J5 Wake Forest
J9 at Maryland
J12 Virginia
J16 at Florida State
J19 at Connecticut
J23 NC State
J27 at Clemson
J31 Duke
F2 at Georgia Tech
F6 at Wake Forest
F10 Maryland
F12 at Virginia
F17 Florida State
F20 Ohio
F24 at NC State
F27 Clemson
M3 at Duke

1-ACC/Big Ten Challenge; 2-Tournament of Champions (Charlotte, N.C.)

General Information

Location: Raleigh, N.C.
Enrollment: 28,619
Founded: 1887
Colors: Red and White
Conference: Atlantic Coast
Nickname: Wolfpack
Home Arena: Entertainment and Sports Arena (19,722)
President: Dr. Marjorie Anne Fox
Athletics Director: Lee Fowler

Coaching Staff

Head Coach: Herb Sendek (Carnegie Mellon '85)
Career Record/Yrs.: 149-100/8
Record at NC State/Yrs.: 86-74/5
Best Time to Reach: Contact SID
Office Phone: 919-515-2104
Assistant Coaches: Larry Harris (Pittsburgh '78), Larry Hunter (Ohio '71), Mark Phelps (Duquesne '96)

2000-01

Overall Record: 13-16
Conference Record/Finish: 5-11/7th
Final Rankings: None
Postseason: None

Media Services

Basketball SID: Annabelle Vaughan
Office Phone: 919-515-2102
Home Phone: 919-858-9763
E-Mail: annabelle_vaughan@ncsu.edu
Office Fax: 919-515-2898
Press Row Phone: 919-861-6190
Website: www.gopack.com

2001-02 Roster

No.	Player	Pos.	Ht.	Wt.	Yr.	Hometown	PPG	RPG	APG
0	Michael Bell	F	6-9	200	Fr.	Raleigh, N.C.	1.8	1.3	
2	Anthony Grundy	G	6-3	185	Sr.	Louisville, Ky.	14.6	4.3	3.3
3	Ilan Evtimov	F	6-7	215	Fr.	Winston-Salem, N.C.			
4	Dovonti Edwards	G	6-0	180	Fr.	Chapel Hill, N.C.			
5	Brian Keeter	G	6-2	180	Sr.	Cary, N.C.	0.9	0.1	
11	Archie Miller	G	5-10	160	Sr.	Beaver Falls, Pa.	9.3	1.3	
21	Levi Watkins	F	6-7	220	Fr.	Rockville, Md.			
22	Will Roach	F	6-5	185	Fr.	Raleigh, N.C.			
23	Scotter Sherrill	G	6-3	185	So.	Mt. Ulla, N.C.	4.2	1.7	
24	Julius Hodge	G	6-6	180	Fr.	Bronx, N.Y.			
32	Jordan Collins	C	6-10	240	Fr.	Hyattsville, Md.			
33	Josh Powell	F	6-9	210	Fr.	Riverdale, Ga.			
30	Clifford Crawford	G	6-3	190	Jr.	Winston-Salem, N.C.	7.7	3.2	3.5
50	Kristian Jensen	C	7-1	215	Jr.	Odense, Denmark			
54	Marcus Melvin	F	6-8	225	So.	Fayetteville, N.C.	4.3	2.9	

Starters: 2 returning, 3 lost; Letterwinners: 9 returning, 6 lost; Returning starters indicated in bold

NOTE: Of Maryland's six victories all-time against top-ranked opponents, UNC has been the victim four times; Gary Williams is 12-0 against NC State at Cole Field House.




EIGHT CONSECUTIVE NCAA TOURNAMENTS • 2001 FINAL FOUR

OKLAHOMASOONERS

PRINCETONTIGERS



DEC. 21, 2001
NORMAN, OKLA.



DEC. 2, 2001
WASHINGTON, D.C. (BB&T CLASSIC)



General Information

Location: Norman, Okla.
Enrollment: 27,707
Founded: 1890
Colors: Crimson and Cream
Conference: Big 12
Nickname: Sooners
Home Arena: Lloyd Noble Center (12,000)
President: David L. Boren
Athletics Director: Joe Castiglione

Coaching Staff

Head Coach: Kevin Sampson (Pembroke State '78)
Career Record/Yrs.: 332-217/17
Record at Oklahoma/Yrs.: 156-69/7
Best Time to Reach: Contact SID
Office Phone: 405-325-4732
Assistant Coaches: Ray Lopes (College of Idaho '87), Jim Shaw (Western Oregon '85), Bennie Seltzer (Washington State '97)

2000-01

Overall Record: 26-7
Conference Record/Finish: 12-4/T-2nd
Final Rankings: No. 13 AP, No. 19 USA Today/ESPN
Postseason: 0-1; lost to Indiana State, 70-68 (OT), in NCAA First Round

Media Services

Basketball SID: Mike Houck
Office Phone: 405-325-8227
Home Phone: 405-447-2731
E-Mail: mhouck@ou.edu
Office Fax: 405-325-7623
Press Row Phone: 405-325-1024
Website: www.soonersports.com

2001-02 Roster

No.	Player	Pos.	Ht.	Wt.	Yr.	Hometown	PPG	RPG	APG
2	Ebi Ere	G	6-5	215	Jr.	Tulsa, Okla.			
3	Michael Cano	G	6-1	180	Sr.	San Antonio, Texas	0.3	0.2	
4	Quannas White	G	6-1	190	Jr.	New Orleans, La.			
5	Jason Detrick	G	6-5	210	Jr.	Newport News, Va.			
10	Hollis Price	G	6-1	165	Jr.	New Orleans, La.	11.8	2.6	4.7
12	Blake Johnston	G	6-1	180	Fr.	Midland, Texas			
13	Aaron McGhee	F	6-8	250	Sr.	Aurora, Ill.	12.9	4.8	
15	Matt Gipson	G/F	6-9	205	Fr.	Burkburnett, Texas			
20	Richard Ainooson	G	6-3	185	Jr.	Oklahoma City, Okla.	0.6	0.4	
21	Jabahn Brown	C	6-10	210	So.	St. Thomas, U.S. Virgin Islands			
24	Daryan Selvy	F	6-6	215	Sr.	West Memphis, Ark.	6.9	5.2	
25	Nonzo Azybuike	G	6-0	180	So.	Tulsa, Okla.			
32	Johnnie Gilbert	F	6-8	230	So.	Minneapolis, Minn.	2.3	4.3	
42	Jozsef Szendrei	C	6-9	240	Jr.	Budapest, Hungary	4.0	4.0	

Starters: 2 returning, 3 lost; **Letterwinners:** 5 returning, 4 lost; **Returning starters indicated in bold**

Series Information

Series Record: Maryland leads the series, 2-1
Last Meeting: Maryland won 68-60 on Feb. 24, 2001 (College Park)

2001-02 Schedule

- N12 Central Connecticut¹
- N14 Michigan State/Detroit¹
- N21 Preseason NIT¹
- N23 Preseason NIT¹
- N28 Central Michigan
- N30 at Arkansas
- D5 St. Bonaventure
- D18 Louisiana Tech
- D18 High Point (N.C.)
- D16 Bethune-Cookman
- D18 Eastern Illinois
- D21 Maryland
- D29 Texas Southern²
- J5 Texas A&M
- J7 at Connecticut
- J12 Texas Tech
- J16 at Nebraska
- J19 at Kansas
- J21 Missouri
- J26 at Texas Tech
- J30 Oklahoma State
- F2 at Texas
- F6 Baylor
- F9 at Texas A&M
- F13 at Oklahoma State
- F16 Kansas State
- F19 at Baylor
- F23 Texas
- F26 Iowa State
- M2 at Colorado

¹Preseason NIT; ²Touchstone Energy All-College Classic (Oklahoma City, Okla.)

General Information

Location: Princeton, N.J.
Enrollment: 4,600
Founded: 1746
Colors: Orange and Black
Conference: Ivy
Nickname: Tigers
Home Arena: Jadwin Gym (6,854)
President: Shirley Tighlman
Athletics Director: Gary D. Walters

Coaching Staff

Head Coach: John Thompson III (Princeton '88)
Career Record/Yrs.: 16-11/1
Record at Princeton/Yrs.: 16-11/1
Best Time to Reach: Contact SID
Office Phone: 609-258-2455
Assistant Coaches: Mike Brennan (Princeton '94), Robert Burke (Haverford '88), Howard Levy (Princeton '85)

2000-01

Overall Record: 16-11
Conference Record/Finish: 11-3/1st
Final Rankings: None
Postseason: 0-1; lost to North Carolina, 70-48, in NCAA First Round

Media Services

Basketball SID: Jerry Price
Office Phone: 609-258-3569
Home Phone: 215-321-1224
E-Mail: jprice@princeton.edu
Office Fax: 609-258-2399
Press Row Phone: 609-258-2399
Website: www.goprincetontigers.com

2001-02 Roster

No.	Player	Pos.	Ht.	Wt.	Yr.	Hometown	PPG	RPG	APG
3	Kyle Wenthe	G	6-4	180	Jr.	Effingham, Ill.	8.0	3.1	2.0
10	Ed Persia	G	6-1	180	So.	Beaumont, Texas	4.9	1.7	
12	Pete Hegseth	G	6-0	170	Jr.	Forest Lake, Minn.	0.3	0.0	
15	Ahmed El-Nokali	G	6-4	175	Sr.	Pittsburgh, Pa.	8.6	1.9	
21	Tom McLaughlin	G/F	6-4	190	Fr.	Andover, Mass.			
22	Will Venable	G	6-2	185	Fr.	San Rafael, Calif.			
23	Mike Bechtold	F	6-6	190	Sr.	Lebanon, Pa.		8.5	2.5
25	Andre Logan	F	6-7	210	So.	Brooklyn, N.Y.	6.8	2.9	
30	Judson Wallace	F	6-8	220	Fr.	Atlanta, Ga.			
31	Ray Robins	F	6-7	210	Fr.	Paso Robles, Calif.			
32	Conor Neu	F	6-8	200	Sr.	Danville, Calif.	0.6	0.0	
33	Mike Stephens	C	6-10	225	Fr.	Napa, Calif.			
34	Konrad Wysocki	F	6-8	215	So.	Lollar, Germany	5.8	3.8	
35	Dominick Martin	C	6-10	225	Fr.	Asheville, N.C.			
44	Chris Krug	F/C	6-9	215	Jr.	Philadelphia, Pa.			
45	Heath Jones	C	6-9	235	So.	Burgaw, N.C.	0.0	0.5	

Starters: 4 returning, 1 lost; **Letterwinners:** 9 returning, 3 lost; **Returning starters indicated in bold**

TECH NOTE: Maryland's 68-60 win over No. 16 Oklahoma last season was the second of a school-record five straight wins (not in consecutive games) over ranked teams.

2001-02 MARYLAND BASKETBALL • 2001-02 OPPONENTS 16



'94 '95 '96 '97 '98 '99 '00

EIGHT CONSECUTIVE NCAA TOURNAMENTS • 2001 FINAL FOUR

TEMPLE OWLS



John Chaney



POSSIBLE GAME NOV. 9, 2001
N.Y., N.Y. (COACHES VS. CANCER)




Kevin Lyle



Pete Gillen



JAN. 31, 2002 CHARLOTTEVILLE, VA.
MAR. 3, 2002 COLLEGE PARK, MD.



Chris Williams

General Information

Location: Philadelphia, Pa.
Enrollment: 29,000
Founded: 1884
Colors: Cherry and White
Conference: Atlantic 10
Nickname: Owls
Home Arena: The Liacouras Center (10,206)
President: Dr. David Adamany
Athletics Director: Dave O'Brien

Coaching Staff

Head Coach: John Chaney (Bethune-Cookman '55)
Career Record/Yrs.: 656-238/29
Record at Temple/Yrs.: 431-179/19
Best Time to Reach: Contact SID
Office Phone: 215-204-7443
Assistant Coaches: Nate Blackwell (Temple '90), Dan Leibovitz (Pennsylvania '96)

2000-01

Overall Record: 24-13
Conference Record/Finish: 12-4/3rd
Final Rankings: None
Postseason: 3-1; lost to Michigan State, 69-62, in NCAA Regional Final

Media Services

Basketball SID: Chet Zukowski
Office Phone: 215-204-6912
Home Phone: 215-633-0377
E-Mail: chetzukowski@hotmail.com
Office Fax: 215-204-7499
Press Row Phone: 215-204-7445
Website: www.owlssports.com

2001-02 Roster

No.	Player	Pos.	Ht.	Wt.	Yr.	Hometown	PPG	RPG	APG
1	Greg Jefferson	F	6-5	205	Jr.	Los Angeles, Calif.	2.0	2.5	
3	Brian Polk	G	6-4	205	So.	Harbeson, Del.			
4	Glen Elliott	F	6-9	235	Fr.	Atlantic Beach, Fla.			
14	Lynn Greer	G	6-2	175	Sr.	Philadelphia, Pa.	18.2	3.6	5.4
15	Hawley Smith	F	6-5	210	Fr.	Jacksonville, Fla.			
21	Nile Murry	G	6-3	195	Fr.	Houston, Texas			
22	Jay Jameson	G	6-0	170	Sr.	Lansdale, Pa.			
23	Alex Wesby	F	6-6	190	Sr.	Philadelphia, Pa.	10.1	5.5	
30	Ron Rollerson	C	6-10	290	So.	Pennsauken, N.J.	3.1	4.2	
34	David Hawkins	G	6-4	215	So.	Washington, D.C.	10.4	4.4	
42	Kevin Lyde	C	6-10	260	Sr.	Washington, D.C.	12.8	8.9	

Starters: 4 returning, 1 lost; Letterwinners: 6 returning, 3 lost; Returning starters indicated in bold

Series Information

Series Record: Temple leads the series, 3-2
Last Meeting: Temple won 73-65 on Feb. 13, 2000 (Philadelphia, Pa.)

2001-02 Schedule

N8	vs. Florida ¹
N9	vs. Maryland/Arizona ¹
N29	Charlotte
D1	Penn State
D3	at Wisconsin
D5	at Duke
D8	vs. Virginia ²
D18	vs. Alabama ¹
D20	Memphis
D22	De Paul
D30	Pennsylvania
J6	at Fordham
J9	Duquesne
J12	Rhode Island
J16	at St. Bonaventure
J19	at Massachusetts
J23	Richmond
J26	at NC State
J30	Fordham
F2	St. Joseph's
F6	at Rhode Island
F9	at George Washington
F13	at La Salle
F16	Massachusetts
F20	Xavier
F23	St. Bonaventure
F27	at Dayton
M3	at Saint Joseph's

1 - Coaches vs. Cancer IRON Classic (New York, N.Y.); 2 - The Palestra (Philadelphia, Pa.); 3 - Jimmy V Classic (East Rutherford, N.J.)

VIRGINIA CAVALIERS

General Information

Location: Charlottesville, Va.
Enrollment: 18,463
Founded: 1819
Colors: Orange and Blue
Conference: Atlantic Coast
Nickname: Cavaliers
Home Arena: University Hall (8,392)
President: John T. Casteen, III
Athletics Director: Craig Littlepage

Coaching Staff

Head Coach: Pete Gillen (Fairfield '68)
Career Record/Yrs.: 327-165/16
Record at Virginia/Yrs.: 53-37/3
Best Time to Reach: Contact SID
Office Phone: 434-982-5400
Assistant Coaches: Tom Herion (Merrimack '89), Walt Fuller (Drexel '87), Scott Shepherd (Robert Morris '91)

2000-01

Overall Record: 20-9
Conference Record/Finish: 9-7/4th
Final Rankings: No. 16 AP, No. 21 USA Today/ESPN
Postseason: 0-1; lost to Gonzaga, 86-85, in NCAA First Round

Media Services

Basketball SID: Rich Murray
Office Phone: 434-982-5500
Home Phone: 434-978-2966
E-Mail: rjm4e@virginia.edu
Office Fax: 434-982-5525
Press Row Phone: 434-296-5910
Website: www.virginiasports.com

2001-02 Roster

No.	Player	Pos.	Ht.	Wt.	Yr.	Hometown	PPG	RPG	APG
4	Nick Vander Laan	C	6-10	249	Jr.	Sacramento, Calif.			
5	Jason Dowling	G	6-3	201	Sr.	Brooklyn, N.Y.	0.6	0.2	
10	Keith Jenifer	G	6-3	155	Fr.	Baltimore, Md.			
11	Majestic Mapp	G	6-2	183	So.	Harlem, N.Y.			
12	Bret Gladstone	G	6-1	171	Fr.	Greenwich, Conn.			
21	Roger Mason, Jr.	G	6-5	201	Jr.	Silver Spring, Md.	15.7	3.1	2.5
22	Todd Silet	G	6-0	183	Jr.	Middletown, N.J.			
23	Maurice Young	F/G	6-4	200	So.	Mitchellville, Md.	2.6	1.3	
24	Jermaine Harper	G	6-3	166	Fr.	Gardena, Calif.			
30	Jason Rogers	C/F	6-11	231	Jr.	Staunton, Va.	1.9	0.9	
31	Adam Hall	F/G	6-5	200	Sr.	Katy, Texas	10.1	5.5	
32	J.C. Mathis	F	6-8	224	So.	Brooklyn, N.Y.	3.4	2.1	
33	Chris Williams	F	6-7	216	Sr.	Birmingham, Ala.	14.5	6.7	
34	Jason Clark	F	6-8	225	Fr.	Virginia Beach, Va.			
35	Travis Watson	F/C	6-8	254	Jr.	Brookneal, Va.	12.9	9.1	
42	Elton Brown	F	6-9	265	Fr.	Newport News, Va.			

Starters: 4 returning, 1 lost; Letterwinners: 9 returning, 5 lost; Returning starters indicated in bold

TEMP NOTE: Just as Virginia was Maryland's first opponent at Cole Field House in 1955, so too, shall the Cavaliers be the last -- on March 3, 2002.




EIGHT CONSECUTIVE NCAA TOURNAMENTS • 2001 FINAL FOUR

WAKE FOREST DEACONS

WILLIAM & MARY TRIBE



JAN. 23, 2002 WINSTON-SALEM, N.C.
FEB. 24, 2002 COLLEGE PARK, MD.



DEC. 27, 2001
COLLEGE PARK, MD.



General Information

Location: Winston-Salem, N.C.
Enrollment: 3,950
Founded: 1834

Colors: Old Gold and Black
Conference: Atlantic Coast
Nickname: Demon Deacons
Home Arena: Lawrence Joel Veterans Memorial Coliseum (14,407)
President: Dr. Thomas K. Hearn
Athletics Director: Ron Wellman

Coaching Staff

Head Coach: Skip Prosser (U.S. Merchant Marine '72)
Career Record/Yrs.: 165-78/8
Record at Wake Forest/Yrs.: First Year
Best Time to Reach: Contact SID
Office Phone: 336-758-5622
Assistant Coaches: Jeff Battle (Marshall '85), Dino Gaudio (Ohio '81), Chris Mack (Xavier '93)

2000-01

Overall Record: 19-11
Conference Record/Finish: 8-8/5th
Final Rankings: No. 23 AP
Postseason: 0-1; lost to Butler, 79-63, in NCAA First Round

Media Services

Basketball SID: Dean Buchan
Office Phone: 336-758-5640
Home Phone: 336-922-7049
E-Mail: buchandw@wfu.edu
Office Fax: 336-758-5140
Press Row Phone: 336-727-2945
Website: www.wakeforestsports.com

2001-02 Roster

No.	Player	Pos.	Ht.	Wt.	Yr.	Hometown	PPG	RPG	APG
3	Broderick Hicks	G	6-1	171	Sr.	Houston, Texas	6.9	1.9	2.6
4	Taron Downey	G	6-2	171	Fr.	Oxford, N.C.			
5	Josh Howard	F	6-6	198	Jr.	Winston-Salem, N.C.	13.6	5.9	
10	Jamal Levy	F	6-9	177	Fr.	Northestad, Fla.			
11	A.W. Hamilton	G	6-3	176	So.	Georgetown, Ky.	1.7	0.4	
13	Vytas Danelius	F	6-8	228	Fr.	Indianapolis, Ind.			
25	Darius Songaila	F	6-9	248	Sr.	Marijampole, Lithuania	13.2	6.0	
31	Ervin Murray	G	6-5	189	Jr.	Wallace, N.C.	2.2	6.0	2.9
33	Steve Lippay	G	6-5	199	Jr.	North Olmsted, Ohio			
34	Antwan Scott	F	6-8	197	Sr.	New Bern, N.C.	6.8	3.6	
42	Craig Dawson	G	6-5	211	Sr.	Kinston, N.C.	12.5	2.2	
53	Dshamal Schoetz	C	7-0	263	Fr.	Cottbus, Germany			

Starters: 3 returning, 2 lost; Letterwinners: 7 returning, 3 lost; Returning starters indicated in bold

Series Information

Series Record: Maryland leads the series, 53-50
Last Meeting: Maryland won 71-53 on Mar. 9, 2001 (ACC Tournament in Atlanta)

2001-02 Schedule

- N12 UNC Wilmington ¹
- N16 Arkansas/Maine ¹
- N18 Elon
- N21 Preseason NIT ²
- N23 Preseason NIT ²
- N27 Minnesota ³
- D4 at Kansas
- D7 South Carolina State
- D16 Florida State
- D20 St. Francis (Pa.)
- D22 at St. John's
- D29 Marquette
- J2 Richmond
- J5 at North Carolina
- J7 at Navy
- J12 Clemson
- J15 at Virginia
- J19 at Duke
- J23 Maryland
- J26 Georgia Tech
- J30 at NC State
- F2 at Florida State
- F4 North Carolina
- F9 Cincinnati
- F13 at Clemson
- F17 Virginia
- F21 Duke
- F24 at Maryland
- F27 at Georgia Tech
- M2 NC State

1-Preseason NIT (Winston-Salem); 2-Preseason NIT (New York, N.Y.); 3-ACC/Big Ten Challenge

General Information

Location: Williamsburg, Va.
Enrollment: 5,600
Founded: 1693
Colors: Green, Gold, and Silver
Conference: Colonial Athletic
Nickname: Tribe
Home Arena: William and Mary Hall (8,600)
President: Timothy J. Sullivan
Athletics Director: Terry Driscoll

Coaching Staff

Head Coach: Rick Boyages (Bowdoin '85)
Career Record/Yrs.: 56-66/5
Record at William & Mary/Yrs.: 10-17/1
Best Time to Reach: Mornings, M-F
Office Phone: 757-221-3339
Assistant Coaches: Jamie Kachmarik (Bowling Green '97), Pat Skerry (Tufts '92), Milan Brown (Howard '93)

2000-01

Overall Record: 11-17
Conference Record/Finish: 7-9/15th
Final Rankings: None
Postseason: None

Media Services

Basketball SID: Dan Wakely
Office Phone: 757-221-3368
Home Phone: TBA
E-Mail: ddwake@wm.edu
Office Fax: 757-221-3412
Press Row Phone: 757-221-3348
Website: www.tribeathletics.com

2001-02 Roster

No.	Player	Pos.	Ht.	Wt.	Yr.	Hometown	PPG	RPG	APG
00	Nate Loehrke	C	6-10	245	Fr.	Kalamazoo, Mich.			
1	Sherman Rivers	G	6-1	175	Jr.	Woodbridge, Va.	9.0	4.5	2.6
4	Tom Strohhahn	F/C	6-9	235	Sr.	Leawood, Kan.	6.6	4.8	
10	Nick D'Antoni	G	6-0	175	Fr.	Myrtle Beach, S.C.			
11	Bill Davis	F	6-7	220	Sr.	Windsor, Ontario	2.3	2.9	
15	Reid Markham	G	6-2	185	So.	Louisville, Ky.	1.9	0.1	
21	Cody Carbaugh	G	6-3	200	Sr.	Chambersburg, Pa.	3.4	1.5	
30	Thomas Vigiliano	F	6-10	210	Fr.	Madison, Ala.			
33	Mike Johnson	F	6-7	240	Sr.	Shawnee Mission, Kan.	12.0	7.3	
34	Adam Hess	F	6-8	220	So.	Grosse Pointe, Mich.			
40	Steve Sorenson	F	6-9	220	Fr.	Rocky River, Ohio			
44	Adam Duggins	C	7-0	275	Jr.	Greensboro, N.C.	4.7	3.0	
55	Zeb Cope	F	6-9	235	So.	Columbia, S.C.	2.2	2.0	

Starters: 3 returning, 2 lost; Letterwinners: 8 returning, 4 lost; Returning starters indicated in bold

Series Information


Series Record: Maryland leads the series, 21-8
Last Meeting: Maryland won 77-48 on Dec. 5, 1985 (College Park)

2001-02 Schedule

- N16 at Texas Tech ¹
- N17 Northern Iowa/San Diego State ¹
- N20 at High Point
- N24 at Charleston Southern
- N26 at The Citadel
- N28 Washington & Lee
- N30 at Purdue ²
- D1 Akron/Oakland ²
- D27 at Maryland
- J3 at George Mason
- J5 Delaware
- J7 Drexel
- J12 Virginia Commonwealth
- J16 UNC Wilmington
- J19 at Hofstra
- J23 James Madison
- J26 at Old Dominion
- J30 at Drexel
- F2 Towson
- F4 at James Madison
- F6 Hampton
- F9 at Towson
- F13 at UNC Wilmington
- F16 Hofstra
- F18 George Mason
- F20 at Delaware
- F23 Old Dominion
- F25 at Virginia Commonwealth

1-Red Raider Classic (Lubbock, Texas); 2-Boilermaker Invitational (West Lafayette, Ind.)

TERP NOTE: The Terps' current five-game win streak over Wake Forest is one shy of Maryland's longest streak in the series.



'94

'95

'96

'97

'98








'99

'00

'01

EIGHT CONSECUTIVE NCAA TOURNAMENTS • 2001 FINAL FOUR

2001-02 ACC SCHEDULE

Sunday	Monday	Tuesday	Wednesday	Thursday	Friday	Saturday
 FEAR THE TURTLE	Nov. 5		7	8 Arizona vs. Maryland, ESPN2, 9:00 Coaches vs. Cancer, New York, N.Y.	9 Maryland vs. TBA, ESPN2, TBA Coaches vs. Cancer, New York, N.Y.	10
18 East Tennessee State at Virginia, 2:00 Elon at Wake Forest, 3:00	12 UNC Wilmington at Wake Forest, 7:00 Preseason NIT	20 Duke in Maui Invitational, ESPN, 7:00 Savannah State at Florida State, 7:00 Davidson at North Carolina, FSNS, 7:00 James Madison at NC State, FSNS, 9:00 Clemson in Paradise Jam, Virgin Islands TBA	14 Praine View at NC State, 7:00 BCA Classic, Raleigh, N.C.	15 NC State vs. TBA, TBA BCA Classic, Raleigh, N.C.	16 NC State in BCA Classic, Raleigh, N.C., TBA Florida State at Florida, SUN, 7:00 Florida A&M at Georgia Tech, 7:30 Hampton at North Carolina, 7:30 Wagner at Virginia, 7:30 Wake Forest in Preseason NIT, ESPN, TBA	17 Clemson vs. Morris Brown, 8:00 Paradise Jam, Virgin Islands American at Maryland, 1:00
25 Portland at Duke, FSNS/SUN, 8:00	19 Penn at Georgia Tech, FSNS/SUN, 7:00 Duke in Maui Invitational, ESPN, 9:00 Clemson vs. LaSalle, TBA Paradise Jam, Virgin Islands	27 ACC-BIG 10 CHALLENGE Illinois at Maryland, ESPN, 7:00 NC State at Ohio State, ESPN2, 7:30 Clemson at Penn State, ESPN reg., 8:00 Duke vs. Iowa, Chicago, Ill., ESPN, 9:00 Minnesota at Wake Forest, ESPN2, 9:30	21 Howard at Virginia, 7:30 Duke in Maui Invitational, ESPN, 9:00 Wake Forest in Preseason NIT, ESPN/ESPN2, 7:00/9:30	22 Georgia Tech in Las Vegas Invitational, TBA	23 Elon at Florida State, SUN, 7:00 The Citadel at NC State, FSNS/SUN, 9:00, 7:00 Wake Forest in Preseason NIT, ESPN, 9:30 Georgia Tech in Las Vegas Invitational, TBA	24 Oklahoma State at Maryland, 1:00 Wofford at Clemson, 7:00 Georgia Tech in Las Vegas Invitational, TBA
2 Princeton vs. Maryland, Raycom, 1:00 BB&T Classic, Washington, D.C. Georgia Tech at North Carolina, FSN, 6:00 Clemson at Duke, FSN, 8:00	 3 Maryland in BB&T Classic, Raycom, TBA	28 Wisconsin at Georgia Tech, ESPN, 7:00 Michigan State vs. Virginia, Richmond, Va., ESPN2, 7:30 Indiana at North Carolina, ESPN, 9:00 Florida State at Northwestern, ESPN2, 9:30	29 Coastal Carolina at Clemson, 7:00	 29 Coastal Carolina at Clemson, 7:00	Dec. 1 Massachusetts at NC State, RI, 2:30 Virginia Tech at Virginia, FSNS, 7:00	4 Birmingham So. at Florida State, 7:00 Wake Forest at Kansas, ESPN, 9:00
9 Georgia Tech at Georgia, FSNS/SUN, 2:00 Detroit at Maryland, FSN, 6:30	 11 Monmouth at Maryland, FSNS/SUN, 8:00	5 Appalachian State at Clemson, 7:00 Wofford at NC State, 7:30 Temple at Duke, ESPN2, 9:00	12	 7 South Carolina State at Wake Forest, TBA	8 W. Carolina at Florida State, SUN, 2:00 Duke at Michigan, CBS, 2:00 North Carolina at Kentucky, CBS, 4:00 South Carolina at Kentucky, FSNS, 7:00 NC State at Syracuse, ESPN, 7:00 Virginia vs. Auburn, ESPN reg., 8:30 Birmingham, Ala.	15 UNC Asheville at NC State, FSNS/SUN, 2:00 Elon at Clemson, 4:00
16 Binghamton at North Carolina, RI, 1:00 North Carolina A&T at Duke, RI, 3:30 Syracuse vs. Georgia Tech, FSN, 6:00 Philips Arena, Atlanta, Ga. Florida State at Wake Forest, FSN, 8:00	17 Charleston Southern at Virginia, 7:30	18 Winthrop at Clemson, 7:00 Duke vs. Kentucky, ESPN, 9:00 Jimmy V Classic, E. Rutherford, N.J.	19 Georgia Tech vs. Davidson, 7:00 Charlotte (N.C.) Coliseum Cleveland State at Florida State, 7:00 St. Francis at Wake Forest, 7:00 Charleston Southern at NC State, 7:30	21 Virginia vs. Georgetown, TBS, 8:00 MCI Center, Washington, D.C.	22 American at Florida State, SUN, 1:00 Charleston Southern at Clemson, 4:00 Wake Forest at St. John's, ESPN, Neon North Carolina in Raycom Tournament Raycom TBA Raycom Tournament, Charlotte, N.C. Maryland at Oklahoma, ESPN, 9:00	23 NC State at Houston, FSNS/SUN, 3:30 Rutgers at Virginia, FSN, 6:00 Tulane at Georgia Tech, FSN, 8:00
 27 Virginia Tech at Florida State, 7:00 North Carolina A&T at North Carolina, 7:30 William & Mary at Maryland, 8:00	28 Clemson at Hartford, 9:00	29 Marquette at Wake Forest, RI, 1:00 IUPUI at Georgia Tech, FSNS, 2:00 San Diego State at Duke, ABC, 3:30 Campbell at Florida State, SUN, 5:00				

TERMINOTE: Maryland's game vs. Arizona in the Coaches vs. Cancer Classic is the first this season by an Atlantic Coast Conference team.



EIGHT CONSECUTIVE NCAA TOURNAMENTS • 2001 FINAL FOUR

Sunday	Monday	Tuesday	Wednesday	Thursday	Friday	Saturday
30 Grambling State at Virginia, 2:00 Maryland at NC State, FSN, 6:00 Texas A&M at North Carolina, FSN, 8:00			Jan. 2 Yale at Clemson, 7:00 Richmond at Wake Forest, 7:00 Cornell at Georgia Tech, 7:00 Duke vs. Davidson, ESPN2, 7:30 Charlotte (N.C.) Coliseum Florida State at San Francisco, TBA	3 Norfolk State at Maryland, 8:00		
6 Duke at Florida State, FSN, 6:30	7 Wake Forest at Navy, FSN/SUN, 9:00	8 Virginia at Clemson, FSN/SUN, 7:00 Florida State at NC State, FSN/SUN, 9:00	9 North Carolina at Maryland, ESPN2, 7:30	10 Georgia Tech at Duke, ESPN, 9:00	12 Virginia at North Carolina, ESPN, Noon Clemson at Wake Forest, RU, 2:00	
13 Maryland at Georgia Tech, ESPN, 2:00 Duke at NC State, FSN, 8:00			15 NC State at Clemson, FSN/SUN, 7:00 Wake Forest at Virginia, RU, 9:00	16 North Carolina at Florida State, ESPN2, 7:00	17 Maryland at Duke, ESPN, 9:00	19 Wake Forest at Duke, ABC, 1:00 Georgia Tech at NC State, RU, 2:00 North Carolina at Connecticut, CBS, 4:00
20 Florida State at Virginia, RU, 4:00 Clemson at Maryland, FSN, 6:30			22 Virginia at Georgia Tech, ESPN2, 7:30	23 Maryland at Wake Forest, ESPN2, 7:30 NC State at North Carolina, RU, 9:00	24 Virginia Military Institute at Virginia, 7:30 Duke at Boston College, ESPN, 9:00 Clemson at Florida State, FSN/SUN, 11:00, 9:00	26 Georgia Tech at Wake Forest, RU, 1:30 Temple at NC State, ESPN, Noon Florida State at Maryland, RU, 4:00
27 North Carolina at Clemson, FSN, 6:00 Virginia at Duke, FSN, 8:00			30 Wake Forest at NC State, ESPN2, 7:30 Florida State at Georgia Tech, FSN/SUN, 11:00, 9:00	31 Maryland at Virginia, ESPN, 7:00 Duke at North Carolina, RU/ESPN, 9:00	Feb. 1	2 North Carolina at Georgia Tech, CBS, 1:00 Wake Forest at Florida State, RU, 3:00 Duke at Clemson, RU, 8:00
3 Virginia at Missouri, ABC, 2:00 NC State at Maryland, FSN, 4:00	4			6 Georgia Tech at Clemson, 7:00 Virginia at NC State, ESPN2, 7:30 North Carolina at Wake Forest, RU, 9:00	7 Florida State at Duke, FSN/SUN, 7:00	8
10 NC State at Florida State, RU, 1:00 Clemson at Virginia, RU, 3:30 Maryland at North Carolina, FSN, 6:30			13 Georgia Tech at Maryland, ESPN2, 7:30 Wake Forest at Clemson, FSN/SUN, 9:00	14 NC State at Duke, ESPN, 7:00		
17 Duke at Maryland, CBS, 1:00 Florida State at North Carolina, RU, 3:00 Virginia at Wake Forest, FSN, 6:30			20 Virginia at Florida State, 7:00 Ohio Univ. at North Carolina, ESPN2, 7:30 Maryland at Clemson, RU split, 9:00 NC State at Georgia Tech, RU split, 9:00	21 Duke at Wake Forest, ESPN, 9:00	22	23 Florida State at Clemson, FSN/SUN, Noon Georgia Tech at Virginia, RU/ESPN2, 4:00
24 Wake Forest at Maryland, RU/ESPN2, 2:00 St. John's at Duke, CBS, 4:00 North Carolina at NC State, FSN, 6:30			27 Wake Forest at Georgia Tech, ESPN2, 7:30 Maryland at Florida State, RU split, 9:00 Clemson at North Carolina, RU split, 9:00	28 Duke at Virginia, ESPN, 9:00	Mar. 1	2 Georgia Tech at Florida State, FSN/SUN, Noon NC State at Wake Forest, CBS, 2:00
3 Virginia at Maryland, FSN, 8:00 North Carolina at Duke, ABC, 3:30	4			6	7 49th Annual ACC TOURNAMENT Charlotte (N.C.) Coliseum	8 49th Annual ACC TOURNAMENT Charlotte (N.C.) Coliseum
3 Virginia at Maryland, FSN, 8:00 North Carolina at Duke, ABC, 3:30	4			6	7 49th Annual ACC TOURNAMENT Charlotte (N.C.) Coliseum	8 49th Annual ACC TOURNAMENT Charlotte (N.C.) Coliseum
3 Virginia at Maryland, FSN, 8:00 North Carolina at Duke, ABC, 3:30	4			6	7 49th Annual ACC TOURNAMENT Charlotte (N.C.) Coliseum	9/10 49th Annual ACC TOURNAMENT Charlotte (N.C.) Coliseum

TEPNOTE: Maryland's Feb. 3 game with NC State was moved to 4 p.m., to accommodate the Super Bowl's move from Jan. 27.



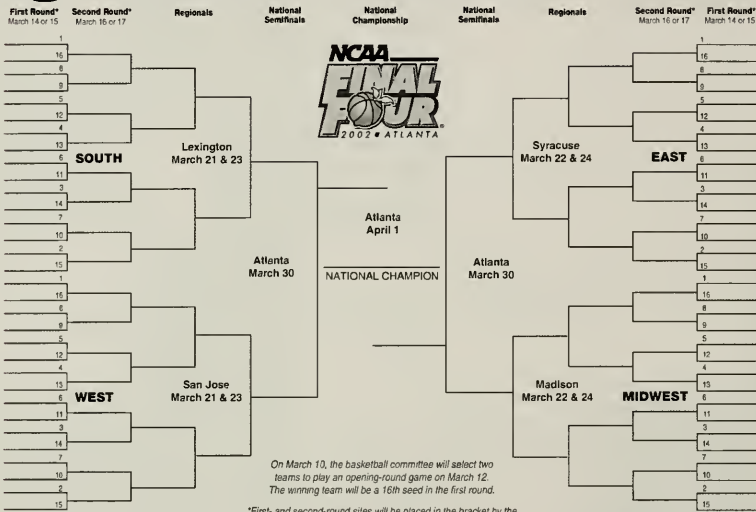


EIGHT CONSECUTIVE NCAA TOURNAMENTS • 2001 FINAL FOUR

2002 NCAA TOURNAMENT



2002 NCAA Division I Men's BASKETBALL CHAMPIONSHIP



New Format For First & Second Rounds In 2002

INDIANAPOLIS—The NCAA Division I Men's Basketball Committee has adopted new bracketing procedures that will enable more teams to stay closer to home in the first and second rounds of the Division I Men's Basketball Championship.

Beginning with the 2002 championship, after the committee assigns the top four teams in each region, it will assign those teams to first/second round sites—with an emphasis on placing them in the most geographically compatible sites, regardless of where the teams will play in the regional the following week. (For example, a team located in an eastern state that is seeded second in the west region may play its first- and second-round games at a site in the eastern part of the country, then play in the West Regional.)

The committee will place teams in the eight first/second round sites in groups ("pods") of four (seeds 1, 16, 8, 9; seeds 4, 13, 5, 12; seeds 2, 15, 7, 10; and seeds 3, 14, 6, 11). There will be two pods at each first/second round site; the two pods at a site may feed into different regional sites.

Prior to this change, all teams placed in a particular region played their first- and second-round games at one of two sites in that region, then advanced to the regional in that same region.

"The committee wanted to maintain the event as a national tournament, with four evenly balanced regions, while at the same time keeping as many teams as close to their natural geographic area as possible," said Mike Tranghera, chair of the basketball committee and commissioner of the Big East Conference. "For student-athletes, it means less travel, fewer missed classes and a more exciting atmosphere in the arenas. For parents, friends and alumni, it means easier access to their favorite teams' games. For the coaches, the committee has maintained the fairness and equity of competition."

2002 Dates & Sites

First & Second Rounds

ARCO Arena, Sacramento, Calif. Mar. 14 & 16
Bi-Lo Center, Greenville, S.C. Mar. 14 & 16
Trans World Dome, St. Louis, Mo. Mar. 14 & 16
University Arena, Albuquerque, N.M. Mar. 14 & 16
American Airlines Arena, Dallas, Texas Mar. 15 & 17

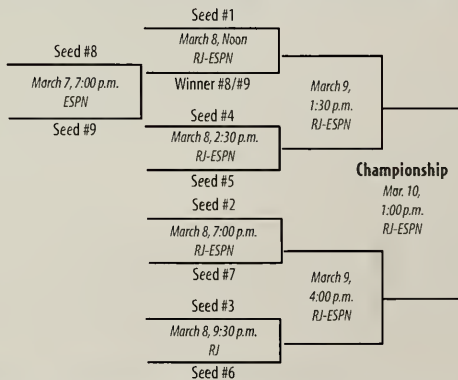
MCI Center, Washington, D.C. Mar. 15 & 17
Mellon Arena, Pittsburgh, Pa. Mar. 15 & 17
United Center, Chicago, Ill. Mar. 15 & 17

SOUTH: Rupp Arena, Lexington, Ky. Mar. 21 & 23
EAST: Carrier Dome, Syracuse, N.Y. Mar. 22 & 24
MIDWEST: Kohl Center, Madison, Wisc. Mar. 22 & 24

Regional Semifinals and Finals
WEST: Compaq Center, San Jose, Calif. Mar. 21 & 23

Final Four
Georgia Dome, Atlanta, Ga. Mar. 30 & Apr. 1

2002 ACC TOURNAMENT



2002 ACC Tournament
49th Annual
March 7-10, 2002
Charlotte Coliseum,
Charlotte, N.C.



TERP NOTE: The new NCAA Tournament format was made for the Terps: last year Maryland played in Atlanta, Boise, Anaheim and Minneapolis and spent six nights at home between March 6 and April 1.

2000-01 SEASON REVIEW

EIGHT CONSECUTIVE NCAA TOURNAMENTS • 2001 FINAL FOUR



The Terps celebrated their 2001 West Regional championship with CBS' Gus Johnson and Dan Bonner.

IN THIS SECTION

Year In Review	98
2000-01 Final Results	100
2000-01 Final Statistics	101
Team Game-By-Game Statistics	102
Team & Individual Superlatives	103
Game Recaps	104
ACC Standings, Statistics, Honors	113



EIGHT CONSECUTIVE NCAA TOURNAMENTS • 2001 FINAL FOUR

REVIEW NOTEBOOK

Best Ride In Terp History

After reaching the NCAA Sweet Sixteen for the fifth time in eight seasons, Maryland's win over Stanford in the West Region final earned the Terrapins their first trip to the Final Four.

Maryland's win over Georgetown earned the Terps their first trip to the NCAA's round of eight in 26 seasons. Maryland's only previous trips to the Elite Eight were in 1973 and 1975.

Maryland won four games in the NCAA Tournament for the first time in its history.

Best Rankings

Following its first trip to the NCAA's Final Four, the Terrapins earned the best final ranking in school history, matching a No. 4 final posting by the 1974 Terps.

Maryland finished the season ranked No. 4 in the USA Today/ESPN coaches poll. The Terps were No. 11 in the final poll released by the Associated Press.

Maryland's No. 4 postseason finish, and its No. 5 AP preseason start, both were the Terps' highest pre- and postseason finishes during its current 12-year era under **Gary Williams**.



Williams

From Wire To Wire

The Terrapins were one of just 12 teams nationally to remain in the AP Top 25 from start to finish last season (Stanford, Michigan State, Duke, Illinois, Florida, North Carolina, Arizona, Kansas, Maryland, Virginia, Wisconsin, Wake Forest).

Fifth In Eight Seasons

Maryland reached the NCAA Sweet Sixteen for the fifth time in eight seasons — one of just seven schools to boast that claim since the 1994 season.

Likewise, **Gary Williams** is one of just six coaches to lead teams to the Sweet Sixteen as many as five times since 1994.

Over The Top

With its win over Stanford, the Terrapins erased their former distinction as the nation's winningest NCAA Tournament team never to reach the Final Four.

Three Seed To Final Four

Since the 64-team format originated in 1979, Maryland became the 10th team to carry a No. 3 seed to the Final Four.

vs. No. 1/2 Ranked

In the national semifinal against No. 1-ranked Duke, Maryland faced a squad ranked either No. 1 or No. 2 in the country for the sixth time in the same season.

Earlier, Maryland split three meetings (1-2) with Duke who was ranked No. 2 in all three games in at least one poll.

Maryland lost a road decision at top-ranked North Carolina during the Terps' five-of-six game losing skid, and in the West Regional beat No. 2 Stanford.

Fourth Time, At Final Four

Until Maryland met Duke on four separate occasions in 2000-01, Maryland had met an opponent four times in the same season just once. Maryland bested Virginia in all four meetings during the 1956-57 campaign.

'81, '90, '91, '01

Maryland and Duke in 2001 were the first ACC duo to appear in the Final Four together since North Carolina and Duke shared center stage in 1991. Prior to that, it was North Carolina and Georgia Tech in 1990, and North Carolina and Virginia in 1981.

It marked the fourth time that the ACC has had a pair of entrants to the NCAA Final Four. It was only the second time that an ACC tandem has met in the Final Four.

10th Time In History

The All-ACC national semifinal game between Maryland and Duke marked the 10th time in NCAA history that two teams in one conference met in the Final Four.

Instant Rivals

It was more than fitting that Maryland and Duke meet on the nation's largest stage, considering one major cable network had immediately classified two of its first three games last season as "Instant Classics."

Maryland led all four meetings in 2001 by double digits at one point. The team that trailed at halftime won all four meetings.

A summary and breakdown of a Classic Series: Maryland led a total of 79:19 ... Duke led a total of 58:18 ... The two teams were tied 11:23 ... The longest Maryland lead was for 32:18 (1st & 2nd halves of Game 4) ... The longest Duke lead was for 15:41 (2nd half of Game 3) ... The largest Maryland lead was 22 (1st half of Game 4) ... The largest Duke lead was 14 (2nd half of Game 3).

Terps & Devils Streaking

Maryland won 10 of its last 12 games. Duke won 13 of its last 14. Their lone losses during their respective streaks were to each other.

Most Wins Over Top 25

Maryland beat ranked opponents in seven of eight games late in the season. Overall, the Terps' eight wins over Top 25 foes exceeded the previous record of seven in 1974-75.

vs. Top 10

Maryland wins over Duke and Virginia were the Terps' first defeats of Top 10 opponents in consecutive games since 1976, and just the second time in history.

The win over Stanford helped Maryland set a new school record with its fourth defeat of a Top 10 team in one season.

Hot In Final Month

Maryland was called one of the hottest teams in the country over the final month — if not the hottest. The proof is in the numbers: since Feb. 17, Maryland was 10-2 overall and 7-2 against other ranked opponents (AP Top 25).

Entering the Final Four, Maryland won more games over ranked opponents than any other team in the country. In fact, entering the tournament, only Florida had matched the Terps with a 5-1 mark over ranked teams.

Honor Roll

Juan Dixon garnered All-America accolades in 2001, and four of Maryland's five starters earned merit among recipients of 2001 All-ACC teams.

Chosen as a third team All-American by *Basketball Times* and the NABC, Dixon was the fifth Terp ever to earn first team All-ACC honors in back-to-back seasons, and the first since Joe Smith in 1994 and 1995.



Third team *Basketball Times* All-America

Third team NABC All-America

Honorable mention AP All-America

NCAA West Region All-Tournament

First team All-ACC Tournament

First team All-ACC

First team All-ACC Defensive

Two-time All-ACC Player of the Week

Lonny Baxter was an All-ACC first team pick in 2000, and a second-teamer in 2001. He was a second team All-ACC Tournament selection, and was named the Most Outstanding Player at the NCAA West Regional.

Terence Morris was a three-time All-ACC pick, earning first and second team honors as a sophomore and junior, and a third team citation in 2001.

Steve Blake earned honorable mention All-ACC for the second straight season.

Teamwork, Balance, Depth

From top to bottom, Maryland utilized at least nine regular players who made steady contributions.

— Terp reserves played a key role in the win over Georgetown, amassing 28 points for their highest total of the postseason.

— Maryland's bench contributed a remarkable 62 points in the win over Virginia. Besides 15

points from ordinary starter

Lonny Baxter, other contributors were

Drew Nicholas (16),

Danny Miller (14) and **Tahj**

Holden (9).

— Maryland's bench contributed

35 points in the loss to Duke

at home, including a season-high

14 from Holden, nine from Miller and eight from Nicholas.

— The Terps' bench combined to score better than 30 points on 10 occasions, and more than 20 points 26 times.



More Bench Notes

— The Terps had a double-figure scorer from off the bench in three of five NCAA Tournament wins, and four of its last six games overall.

TERPNOTE: Maryland's last 10 victories in 2001: No. 23 Wake Forest, NC State, No. 16 Oklahoma, No. 2 Duke, No. 7 Virginia, No. 22 Wake Forest, George Mason, Georgia State, No. 21 Georgetown, No. 2 Stanford.



EIGHT CONSECUTIVE NCAA TOURNAMENTS • 2001 FINAL FOUR

— Sophomore **Tajh Holden** scored 14 and 10 points, respectively, in NCAA Tourney wins over Stanford and Georgetown. He scored 10 and against Duke in the ACC semifinal.

— **Drew Nicholas** was third on the team in 3-pointers (34) and assists (86/2.5).

— In the regular season finale against Virginia, Nicholas posted the first double-double of his career with 16 points and 10 assists.

The Century Mark

Including the regular season finale against Virginia with 102 points scored, the Terps eclipsed the century mark on six occasions in 2000-01, just two times shy of the season record of eight, set in 1974-75.

Maryland set a school standard during December by scoring over 100 points in four consecutive games.

Third In The Nation

The Terps were the country's third-highest scoring team.

NCAA Scoring Offense	G	Pts.	Avg.
1. TCU	31	2,902	93.6
2. Duke	39	3,538	90.7
3. Maryland	36	3,067	85.2
4. Virginia	29	2,464	85.0

Terps Among NCAA Leaders

Juan Dixon, **Steve Blake** and **Lonny Baxter** all were among national leaders in various statistical categories:

— Blake was ninth in the nation with 6.9 assists per game.

— Dixon was 13th among NCAA leaders with 2.6 steals per game.

— Dixon was 26th in the nation with a 86.5 free throw shooting percentage.

— Baxter was 24th in the country with a 56.6 percent field goal shooting clip.

Points & Steals Specialist

A slasher and creative scorer, **Juan Dixon** led the Terps in scoring, with 18.2 points. He was fifth in the ACC. He led the ACC in steals and was second in free throw percentage.

— Dixon is the 13th player in Terrapin history with at least 1,500 career points.

— Dixon is among a select list of Maryland greats ever to score 30 at least five times (Walt Williams-15, Joe Smith-7, Len Bias-6, John Lucas-5, Juan Dixon-5).

— He owns a school-record streak of 40 straight charity shots without a miss last season.

— Dixon's FT percentage was second in Maryland history. It is Maryland's best percentage ever, by a player with more than 100 attempts.

— On other Maryland single-season charts, Dixon finished third in steals (95) and 3-point baskets (62).

— He scored in double figures in 34 of 36 games last year, and in 66 of the last 71 entering his senior season.

— He enters his senior campaign in third on the Maryland career chart for steals, and ninth in ACC history.

Stealing The ACC

Juan Dixon helped Maryland become the first school ever to boast the ACC's steals leader in four straight seasons.

Counting three straight seasons (1994-96) in which former Terp Johnny Rhodes led the circuit in steals, a Maryland player has led the ACC in steals in seven of the past eight years.

Inside Muscle

Lonny Baxter led the team in rebounds (7.9) and was second on the team in points (15.6). He finished third in the ACC in rebounds and seventh in points.

— Baxter averaged 16 points and 10 rebounds through five NCAA Tournament games in 2001. He became the first Terrapin ever named the MVP of an NCAA Regional when he captured Most Outstanding Player honors in Anaheim. He combined for 50 points and 20 rebounds in wins over Georgetown and Stanford.

— He nearly averaged a double-double in ACC play with 14.1 points and 8.1 rebounds.

— He has scored in double figures in 37 of the last 43 games.

— He boasted consecutive double-double efforts heading into the NCAA Tournament, and finished the season with six in his last nine games.

Mr. All-Around

Terence Morris led the team in blocks (2.2), was second in rebounds (7.7), and third in scoring (12.2).

— Through 16 ACC games, Morris nearly averaged a double-double with 14.0 points and 9.5 boards.

— He had seven double-doubles as a senior, and finished with 26 double-doubles in his career. He had an 11-point and 10-rebound effort against Stanford in the West Region final.

— Morris became just the second Maryland player and the 10th in ACC history to record 500 blocked shots.

— He is the fifth Terp to reach 900 rebounds in a career, and the ninth Terrapin player ever to score 1,700 points.

— He finished his career in second place on the Terps' career chart for blocked shots, and 10th on the ACC career chart.

Fancy Passers

Maryland boasted five different players who averaged over two assists per game, led by ACC leader **Steve Blake**. The Terrapins led the ACC as a team with 19.5 assists per outing.


Blake became the first Terrapin since John Lucas in 1974 to lead the ACC. He eclipsed the school record for single season assists (248) and assists per game (6.9).

Blake Comes Of Age

As a sophomore, **Steve Blake** asserted himself as one of the best point guards in the country.

— He was an honorable mention All-ACC choice, but had the second most votes among point guards.

— Blake scored in double figures in nine of his last 18 games. In those games, he averaged 8.6 points, compared to 5.2 in the season's first 18 games.



Morris



Blake

— His 11 points and 11 assists at Duke represented the second double-double of his career. He previously had 17 points and 10 assists as a freshman against Florida State.

— Blake's 11 assists at Cameron Indoor Stadium, and against Duke at the ACC Tournament, represent a career-high against ACC opponents. In four games with Duke last season, he scored 40 points in 36 assists.

— He netted 24 of 48 3FGs (50%) during the last half of the season.

— Blake hit all three of his 3-point field goal attempts in the West Region final vs. Stanford. He was 2-for-4 against Duke in the Final Four.

— Excluding an overtime and 1:51 of regulation after fouling out against Duke on Jan. 27, Blake limited former USA teammate (and roommate) Jason Williams to a combined 26 points and 10 assists in two regular season games.

— He is sixth in career assists at Maryland and the first to reach 400 as a sophomore.

— He already is 185 assists shy of breaking the Maryland career record, well within reach by the end of just his junior season.

— Mathematically-speaking, Blake (465) is on pace to challenge the ACC's all-time assist leaders: Bobby Hurley (1,076), Chris Corchiani (1,038), Ed Cota (1,030), Grayson Marshall (857), Hurley, Corchiani and Cota are 1-2-3 in NCAA history, also.

A 1,000-Point Quartet

Maryland became only the 38th Division I team ever to boast four 1,000-point scorers active in the same season.

Senior **Terence Morris** eclipsed the 1,000-point barrier in 1999-00, and a trio of juniors — **Juan Dixon**, **Lonny Baxter** and **Byron Mouton** all reached the mark in 2000-01.

— No other team in the nation had four active players with 1,000 points in 2000-01.

— The 2001 Terps were the sixth ACC team ever to boast four 1,000-point scorers active on the same team.

Impact Newcomer

After Maryland won 10 straight games and 13 of the first 14 with **Byron Mouton** among the Terps' starting five, *The Sporting News* called Mouton the ACC's Impact Newcomer of the Year through the first half of the season.

— Mouton's 22 points on 6-of-9 shooting against George Mason marked his best scoring game since December, and his second-highest scoring output of the season. His 9-for-9 free throws set a new Maryland single-game record in the NCAA Tournament.

— Mouton scored in double figures in 16 of 36 games last season. He started 29 of 31 games since he entered the starting lineup against Michigan.

Games By Mardesich

Senior co-captain **Mike Mardesich** played in more games (137), and won more games (99) than any player ever to wear a Terrapin uniform.

He played every game of his career and now owns Maryland records for games played overall, and consecutive games played.



TERPNOTE: Maryland ranked seventh nationally in overall attendance last season for 36 games, and 18th in home attendance.



EIGHT CONSECUTIVE NCAA TOURNAMENTS • 2001 FINAL FOUR

SEASON RESULTS

Overall: 25-11 - ACC: 10-6 - Home: 11-3 - Away: 6-3 - Neutral: 8-5

Date	Opponent	Result	Att.	Overall	ACC	Points Leader	Rebounds Leader	Assists Leader
N20 7	[6/6] vs. Louisville	W 95-73	2,500	1-0	—	Morris 24	Morris 9	Blake 9
N21 7	[6/6] vs. [8/8] Illinois	L 80-90	2,500	1-1	—	Baxter 17	Baxter 8	Blake 6
N22 7	[6/6] vs. Dayton	L 71-77	2,500	1-2	—	Baxter 20	Baxter/Morris 6	Blake/Nicholas 5
N29 2	[13/14] vs. [23/23] Wisconsin	L 75-78 ot	7,157	1-3	—	Mouton 14	Dixon 7	Blake 7
D2 3	[13/14] vs. Michigan	W 82-51	16,681	2-3	—	Dixon 19	Mardesich 7	Blake 5
D3 3	[13/14] vs. Geo. Washington	W 71-63	16,826	3-3	—	Mouton 17	Morris 7	Blake 6
D6	[19/17] Stony Brook	W 107-59	13,206	4-3	—	Baxter/Dixon/Mouton 19	Wilcox 8	Blake 13
D9	[19/17] at Pennsylvania	W 87-81	8,722	5-3	—	Dixon 23	Baxter 8	Blake/Mouton 3
D13	[20/19] Md.-Baltimore County	W 93-67	13,021	6-3	—	Dixon 23	Baxter 12	Blake 10
D23	[20/19] Norfolk State	W 123-79	13,687	7-3	—	Baxter 32	Morris/Blake 8	Blake 9
D27	[18/19] Chicago State	W 117-55	13,506	8-3	—	Dixon 24	Morris 8	Blake 12
D30	[18/19] Md.-Eastern Shore	W 105-53	13,107	9-3	—	Mouton 28	Baxter 8	Blake 8
J2 *	[17/17] at Clemson	W 104-92	7,500	10-3	1-0	Morris 26	Morris 8	Blake/Nicholas 6
J6 *	[17/17] Georgia Tech	W 93-80	14,500	11-3	2-0	Dixon 28	Morris 13	Blake 9
J10 *	[14/16] [9/11] North Carolina	L 83-86	14,500	11-4	2-1	Dixon 22	Morris 12	Morris 5
J14 *	[14/16] at Florida State	W 76-55	4,602	12-4	3-1	Dixon 19	Morris 14	Nicholas 4
J17 *	[12/14] [10/8] Wake Forest	W 81-71	14,500	13-4	4-1	Dixon 30	Baxter 15	Blake 4
J21 *	[12/14] at NC State	W 75-61	17,428	14-4	5-1	Morris 20	Morris 10	Miller 7
J27 *	[8/10] [2/2] Duke	L 96-98 ot	14,500	14-5	5-2	Dixon 17	Mouton 12	Blake 9
J31 *	[9/10] [11/11] at Virginia	L 78-99	8,392	14-6	5-3	Baxter 15	Morris 15	Blake 9
F4 *	[9/10] Clemson	W 69-54	14,500	15-6	6-3	Morris 18	Baxter 13	Blake 5
F6 *	[13/13] at Georgia Tech	L 62-72	8,802	15-7	6-4	Dixon 18	Morris 13	Blake 6
F10 *	[13/13] [1/1] at North Carolina	L 82-96	21,750	15-8	6-5	Baxter 19	Baxter/Morris 8	Morris 6
F14 *	[17/18] Florida State	L 71-74	14,282	15-9	6-6	Dixon 14	Baxter/Blake 6	Blake 10
F17 *	[17/18] [23/15] at Wake Forest	W 73-57	13,800	16-9	7-6	Baxter 19	Baxter 14	Blake 4
F20 *	[20/20] NC State	W 95-66	14,500	17-9	8-6	Dixon 30	Baxter 7	Blake 9
F24	[20/20] [16/15] Oklahoma	W 68-60	14,500	18-9	—	Dixon 23	Baxter 7	Blake 9
F27 *	[16/16] [2/2] at Duke	W 91-80	9,314	19-9	9-6	Dixon 28	Morris 12	Blake 11
M3 *	[16/16] [7/9] Virginia	W 102-67	14,500	20-9	10-6	Dixon 21	Morris 13	Nicholas 10
M9 4	[11/13] [22/20] Wake Forest	W 71-53	40,083	21-9	—	Dixon 15	Baxter 11	Blake 9
M10 4	[11/13] [3/2] Duke	L 82-84	40,083	21-10	—	Dixon 17	Baxter 12	Blake 11
M15 5	[11/11] George Mason	W 83-80	10,824	22-10	—	Dixon 22	Baxter 6	Blake 6
M17 5	[11/11] Georgia State	W 79-60	11,250	23-10	—	Baxter 19	Baxter 14	Blake 7
M22 6	[11/11] [21/20] Georgetown	W 76-66	18,008	24-10	—	Baxter 26	Baxter 14	Blake 5
M24 6	[11/11] [2/2] Stanford	W 87-73	17,979	25-10	—	Baxter 24	Morris 10	Blake 7
M31 7	[11/11] [1/1] Duke	L 84-95	45,406	25-11	—	Dixon 19	Baxter 10	Blake 5

[] Numbers in brackets denote rankings by AP/USA Today-ESPN

* - denotes Atlantic Coast Conference games; 1 - denotes Maui Invitational at Lahaina, Hawaii (Lahaina Civic Center); 2 - denotes ACC/Big Ten Challenge at Milwaukee, Wisc. (Bradley Center); 3 - denotes BB&T Classic at Washington, D.C. (MCI Center); 4 - denotes ACC Tournament at Atlanta, Ga. (Georgia Dome); 5 - denotes NCAA West Region First and Second Rounds at Boise, Idaho (BSU Pavilion); 6 - denotes NCAA West Regional at Anaheim, Calif. (Arrowhead Pond); 7 - denotes NCAA Final Four at Minneapolis, Minn. (HHH Metrodome)

Records With Starting Lineups

F Miller F Morris C Baxter G Blake G Dixon 1-3
vs. Louisville (11-20), vs. Illinois (11-21), vs. Dayton (11-22), vs. Wisconsin (11-29)

F Mouton F Morris C Baxter G Blake G Dixon 23-7
vs. Michigan (12-2), vs. Geo. Washington (12-3), Stony Brook (12-6), at Penn (12-9), UMBC (12-13), Norfolk State (12-23), Chicago State (12-27), Md.-Eastern Shore (12-30), at Clemson (1-2), Georgia Tech (1-6), North Carolina (1-10), at Florida State (1-14), Wake Forest (1-17), at NC State (1-21), Duke (1-27), at Virginia (1-31), Clemson (2-4), at Georgia Tech (2-6), at North Carolina (2-10), at Wake Forest (2-17), NC State (2-20), Oklahoma (2-24), at Duke (2-27), Wake Forest (3-9), Duke (3-10), George Mason (3-15), Georgia State (3-17), Georgetown (3-22), Stanford (3-24), Duke (3-31)

F Wilcox F Morris C Baxter G Blake G Dixon 0-1
Florida State (2-14)

F Cephas F Morris C Mardesich G Blake G Dixon 1-0
Virginia (3-3)



TERP NOTE: Lonny Baxter or Juan Dixon led the Terps in scoring in each of Maryland's last 15 games of 2001.



EIGHT CONSECUTIVE NCAA TOURNAMENTS • 2001 FINAL FOUR

SEASON SUPERLATIVES

Team Superlatives

	MARYLAND HIGH
Points, Game	123 vs. Norfolk State, 12-23-00
Points, 1st Half	62 vs. Chicago State, 12-27-00
Points, 2nd Half	65 vs. Norfolk State, 12-23-00
Scoring Margin	62 vs. Chicago State, 12-27-00
Field Goals Made	48 vs. Norfolk State, 12-23-00
Field Goals Att.	80 vs. Norfolk State, 12-23-00
Field Goal Pct.	62.3 vs. Virginia (38-61), 3-3-01
3-Pt. Field Goals Made	10 vs. UMES, 12-30-00 vs. Chicago State, 12-27-00
3-Pl. Field Goals Att.	25 at North Carolina, 2-10-01
3-Pl. Field Goal Pct.	69.2 at Penn (9-13), 12-9-00
Free Throws Made	30 at Clemson, 1-2-01
Free Throws Att.	42 vs. UMES, 12-30-00
Free Throw Pct.	.913 vs. No. Carolina (21-23), 1-10-01
Offensive Rebounds	24 vs. Duke, 3-31-01 vs. Wake Forest, 1-17-01
Defensive Rebounds	37 vs. Duke, 3-10-01
Total Rebounds	54 at Florida State, 1-14-01
Rebound Margin	17 at Florida State (54-37), 1-14-01
Assists	37+ vs. Chicago State, 12-27-00
Turnovers	23 at Georgia Tech, 2-6-01
Blocked Shots	13 vs. Dayton, 11-22-00
Steals	20 vs. Stony Brook, 12-6-00
Personal Fouls	31 vs. Duke, 1-27-01

	MARYLAND LOW
	62 at Georgia Tech, 2-6-01
	24 vs. Florida State, 2-14-01
	22 at Georgia Tech, 2-6-01
	-21 at Virginia, 1-31-01
	23 Oklahoma, 2-24-01
	51 at NC State, 1-21-01
	364 vs. UNC (28-77), 1-10-01
	1 vs. Georgetown, 3-22-01
	6 at Florida State, 1-14-01
	.111 vs. Georgetown (1-9), 3-22-01
	5 at Georgia Tech, 2-6-01
	8 at Georgia Tech, 2-6-01
	476 vs. Clemson (10-21), 2-4-01
	5 vs. Stanford, 3-24-01
	18 vs. George Mason, 3-15-01 vs. Oklahoma, 2-24-01
	28 vs. George Mason, 3-15-01
	-18 vs. Illinois (55-37), 11-21-00
	10 vs. Duke, 3-31-01 vs. George Mason, 3-15-01
	8 at North Carolina, 2-10-01
	1 vs. Duke, 3-31-01
	3 vs. Illinois, 11-21-00
	11 vs. Chicago State, 12-27-00

	OPPONENT HIGH
	99 at Virginia, 1-31-01
	56 Clemson, 1-2-01
	57 Illinois, 11-21-00
	36 at Virginia, 1-31-01
	75 vs. Duke, 3-10-01
	.583 at UNC (35-60), 2-10-01
	13 Clemson, 1-2-01
	33 vs. Duke, 3-10-01
	33 at Duke, 2-27-01
	.625 No. Carolina (10-16), 1-10-01
	32 Duke, 1-27-01
	42 Duke, 1-27-01
	1.000 Wake Forest (11-11) GW (21-21), 12-3-00
	27 Illinois, 11-21-00
	33 North Carolina, 1-10-01
	55 Illinois, 11-21-00
	24 at North Carolina, 2-10-01
	32 UMES, 12-30-00
	10 Georgia Tech, 1-6-01
	14 vs. Duke, 3-10-01
	29 UMES, 12-30-00

	OPPONENT LOW
	51 Michigan, 12-2-00
	20 Stony Brook, 12-6-00
	25 at Wake Forest, 2-17-01
	17 at Wake Forest, 2-17-01
	49 vs. George Mason, 3-15-01
	.305 Clemson (18-59), 2-4-01
	13 UMBC, 12-13-00
	10 three times
	.125 GW (2-16), 12-3-00
	3 UMES, 12-30-00
	8 Clemson, 2-4-01
	100 UMBC (1-10), 12-13-00
	7 Stanford, 3-24-01
	15 vs. Duke, 3-10-01
	28 Stanford, 3-24-01 George Mason, 3-15-01 Norfolk State, 12-23-00
	5 vs. Wake Forest, 3-9-01
	6 vs. Duke, 3-10-01
	0 Oklahoma, 2-24-01 UMES, 12-30-00
	4 UMBC, 12-13-00
	12 at Georgia Tech, 2-6-01


Individual Superlatives

	MARYLAND HIGH
Points, Game	32 Lonny Baxter vs. Norfolk State, 12-23-00
Points, 1st Half	19 Byron Mouton at Penn, 12-9-00
Points, 2nd Half	23 Juan Dixon vs. Oklahoma, 2-24-01
Field Goals Made	12 Lonny Baxter vs. Norfolk State, 12-23-00 Juan Dixon vs. Norfolk State, 12-23-00
Field Goals Attempted	22 Juan Dixon vs. Georgia Tech, 1-6-01
Field Goal Pct. (5 att.)	.875 Drew Nicholas (7-8) vs. Virginia, 3-3-01 Mike Mardesich (7-8) vs. Chicago State, 12-27-00 Lonny Baxter (7-8) at Virginia, 1-31-01
Field Goal Pct. (10 att.)	917 Juan Dixon (11-12) vs. NC State, 2-20-01
3-Pt. Field Goals Made	5 Juan Dixon vs. UMES, 12-30-00
3-Pt. Field Goals Attempted	10 Juan Dixon vs. Duke, 3-31-01
3-Pt. Field Goal Pct. (3 att.)	1.000 four players (3-3)
3-Pt. Field Goal Pct. (5 att.)	800 Drew Nicholas (4-5) vs. Dayton, 11-22-00
Free Throws Made	11 Juan Dixon vs. Georgia Tech, 1-6-01
Free Throws Attempted	13 Lonny Baxter vs. Georgetown, 3-22-01 & Lonny Baxter vs. Chicago State, 12-27-00
Free Throw Pct. (4 att.)	1.000 Juan Dixon (11-11) vs. Georgia Tech, 1-6-01
Free Throw Pct. (10 att.)	1.000 Juan Dixon (11-11) vs. Georgia Tech, 1-6-01
Offensive Rebounds, Game	8 Terence Morris at Duke, 2-27-01
Defensive Rebounds, Game	12 Terence Morris at Virginia, 1-31-01
Total Rebounds, Game	15 Terence Morris at Virginia, 1-31-01 & Lonny Baxter vs. Wake Forest, 1-17-01
Total Rebounds, 1st Half	9 Lonny Baxter vs. Wake Forest, 1-17-01 & Terence Morris at Florida State, 1-14-01
Total Rebounds, 2nd Half	10 Terence Morris at Virginia, 1-31-01
Assists	13 Steve Blake vs. Stony Brook, 12-6-00
Blocked Shots	6 Lonny Baxter vs. Dayton, 11-22-00
Steals	8 Juan Dixon vs. Georgia Tech, 1-6-01
Minutes	39 Juan Dixon at Duke, 2-27-01

+ tied Maryland record

	OPPONENT HIGH
	32 Will Solomon, at Clemson, 1-2-01
	19 Shane Battier, at Duke, 2-27-01 & Will Solomon, at Clemson, 1-2-01
	20 Joseph Forte, North Carolina, 1-10-01
	10 three times
	20 Shane Battier, Duke, 3-10-01 Jason Williams, Duke, 3-10-01
	.875 Geoff Boozer (7-8), Duke, 3-31-01 Geoff Owens (7-8), at Penn, 12-9-00
	.727 Tony Akins (8-11), at Georgia Tech, 2-6-01
	7 Will Solomon, at Clemson, 1-2-01 & Lamar Plummer, at Penn, 12-9-00
	14 Shane Battier, at Duke, 2-27-01
	1.000 Max Owens (3-3), at N. Carolina, 2-10-01 & Tony Akins (3-3), at Ga. Tech, 2-6-01
	800 Jason Capel (4-5), at North Carolina, 2-10-01
	10 Darius Songaila, Wake Forest, 1-17-01
	13 Alvin Jones, at Georgia Tech, 2-6-01 & Jason Williams, Duke, 1-27-01
	1.000 Shane Battier (9-9), at Duke, 2-27-01 & Joseph Forte (9-9), at N. Carolina, 2-10-01
	909 Darius Songaila (10-11), Wake Forest, 1-17-01
	7 Mike Sweetney, Georgetown, 3-22-01
	10 Alvin Jones, Georgia Tech, 1-6-01
	14 Alvin Jones, Georgia Tech, 1-6-01
	8 Travis Watson, at Virginia, 1-31-01
	9 Alvin Jones, Georgia Tech, 1-6-01 & Leon Brisport, Stony Brook, 12-6-00
	12 Mike Kelley, Wisconsin, 11-29-00
	8 Alvin Jones, Georgia Tech, 1-6-01
	5 Nate James, Duke, 1-27-01; at Duke, 2-27-01 & Chris Duhon, at Duke, 2-27-01
	45 Mike Kelley, Wisconsin, 11-29-00

TERMNOTE: Maryland led the ACC in assists last season, and tied a school record with 37 assists on Dec. 27 against Chicago State.



EIGHT CONSECUTIVE NCAA TOURNAMENTS • 2001 FINAL FOUR

NC State, Minn, FG, 3FG, FT, O-R, Reb, F, A, T, B, S, Pts. '94-'01 season recap table.

Gm 20 - Virginia 99, Maryland 78

CHARLOTTEVILLE, Va. — Keith Friel hit three 3-pointers during a 25-4 second-half run and the suddenly confident Virginia Cavaliers handed Maryland its second toughest conference loss in a row, 99-78.

The Cavaliers (15-4, 4-4 ACC), who also had a 24-2 run in the first half, saw Maryland (14-6, 5-3) draw to within 52-51 with 13:42 to play before blitzing the Terps behind Friel's deep shooting and some high flying acrobatics.

"When we got it to one, we didn't do a good job of running our offense," Maryland coach Gary Williams said. "That was our last chance."

Adam Hall started the run with a driving score, and Friel followed by sinking a 3-pointer from just right of the key. After Travis Watson's wraparound layup gave the Cavaliers a 59-53 edge, Friel hit again.

Hall then got into the act in a big way, stealing the ball at midcourt and driving in for a ferocious dunk, then following a Cavaliers' miss by soaring, catching and almost dropping the ball into the hoop.

That made it 66-54, and when Friel hit again, this time from the right wing with 9:10 left, the lead was 69-54 and it was all but finished.

Virginia led 47-35 at halftime, the first time Maryland trailed at the half all season. The Cavaliers did it by outscoring the Terrapins 24-2 over a 5:15 stretch to erase a 24-20 deficit.

Stockman, Bradrick, Nagys, Bains, Team, Totals. Final score: 99-78.

Virginia 99, Maryland 78. Player stats for both teams.

Virginia 99, Maryland 78. Player stats for Virginia.

Virginia 99, Maryland 78. Player stats for Maryland.

Gm 19 - Duke 98, Maryland 96

COLLEGE PARK, Md. — Second-ranked Duke overcame a 10-point deficit in the final 54 seconds of regulation and went on to a 98-96 overtime victory over No. 8 Maryland.

Duke (19-1, 7-0 ACC) trailed 90-80 with a minute left in regulation, but that's when Duke sophomore guard Jason Williams scored eight points — including two 3-pointers — in a 13-second span to get the Blue Devils within 90-88 with 41 seconds to play.

Prior to his last-minute heroics, Williams had been limited to 13 points and 10 turnovers by Maryland guard Steve Blake, who fouled out of the game with 1:51 left in regulation.

Maryland (14-5, 5-2) turned the ball over with 35 seconds left. Mike Dunleavy missed a 3-pointer for Duke, but Nate James grabbed the rebound, was fouled and made two free throws to tie the game for the first time since 26-26.

Maryland had a final chance in regulation but Drew Nicholas' 3-point attempt from the corner bounced off the rim.

Duke took the lead for good when Battier started a game-closing run with a 3-pointer with 3:52 to play. Juan Dixon scored for Maryland 16 seconds later, but Battier restored the three-point lead with two free throws with 2:02 left.

Iahj Holden made two free throws for Maryland with 1:44 left, but Duke was then able to get five consecutive shots without the Terrapins getting possession before Battier was fouled with 16 seconds left and made one free throw.

Maryland's chance to tie ended when Dixon drove to the basket and his shot with four seconds left was blocked by Battier.

Duke got within 51-45 with 3 1/2 minutes gone in the second half, but Maryland went on a 7-2 run to stretch the lead to 58-47 with 13:16 to play.

Duke, which led the nation with 10.6 3-pointers, was still within striking distance when James hit a 3 with 7:49 left to make it 74-67.

But Lonny Baxter scored down low, Morris dunked a rebound on the break and Danny Miller laid in a lob pass from Blake to give the Terrapins an 80-67 lead with 5:12 left.

Virginia 99, Maryland 78

Virginia 99, Maryland 78. Player stats for Virginia.

Virginia 99, Maryland 78. Player stats for Maryland.

Clemson 10-12, 1-8; Maryland 15-6, 3-3. Final score: 99-78.

Virginia 99, Maryland 78. Player stats for Virginia.

Gm 22 - Georgia Tech 72, Maryland 62

ATLANTA — Tony Akins scored 28 points, including a critical 3-pointer with just over a minute remaining, and Georgia Tech beat No. 13 Maryland 72-62.

The surprising Yellow Jackets (13-8, 5-5 ACC) posted their third victory against a ranked opponent.

The Terrapins (15-7, 6-4) committed 16 turnovers, failing to take advantage of Georgia Tech losing the ball 20 times in a sloppy, erratic game that appeared to belong in November rather than February.

Maryland, averaging 88.6 points per game, was held to its lowest total of the season. Juan Dixon had 18 points for the Terps, who were just 10 of 27 from the field in the second half and finished at 40 percent for the game.

Akins hit the biggest shot of the night, which was only appropriate since the 5-foot-11 guard jumped uncontested Maryland's quickness by either penetrating the lane or hitting long runners from outside the arc.

Actually, Akins gave Maryland its final basket throwing away a pass for one of his eight turnovers. Drew Nicholas took it the other way for a dunk that pulled the Terps to 64-62.

With the shot clock winding down and Juan Dixon in his face, Akins had little choice but to launch a 3. It swished through with 1:09 to go. Georgia Tech sealed the victory at the full yard while Maryland failed to score another point.

Georgia Tech 72, Maryland 62

Georgia Tech 72, Maryland 62. Player stats for Georgia Tech.

Georgia Tech 72, Maryland 62. Player stats for Maryland.

Duke 98, Maryland 96 (OT)

Duke 98, Maryland 96 (OT). Player stats for Duke.

Duke 98, Maryland 96 (OT). Player stats for Maryland.

Gm 21 - Maryland 69, Clemson 54

COLLEGE PARK, Md. — Terence Morris scored 18 points, including three straight baskets down the stretch, as No. 9 Maryland snapped a two-game skid by pulling away to a 69-54 victory over Clemson.

Lonny Baxter had 14 points and 13 rebounds for the Terps (15-6, 6-3 ACC), who never trailed in beating Clemson for the seventh straight time.

Clemson used a 13-3 run to close to 54-50 with 6:14 left. But after a Maryland timeout, Morris made a layup, a 15-footer and follow-dunk to put the Terrapins up by 10 with 3:40 left.

Will Solomon scored 19 points for Clemson (10-12, 1-8), which lost its sixth straight. The Tigers shot a season-low 31 percent and committed 18 turnovers.

After letting a 17-point lead dwindle to 11, the Terrapins opened the second half with a 6-0 run that included a 3-pointer by Dixon.

Clemson closed to 49-37 before Baxter missed two layups, got his own rebound each time and put the ball back in on the third attempt to give Maryland a 14-point cushion.

Maryland 69, Clemson 54

Maryland 69, Clemson 54. Player stats for Maryland.

Maryland 69, Clemson 54. Player stats for Clemson.

Georgia Tech 72, Maryland 62. Player stats for Georgia Tech.

Georgia Tech 72, Maryland 62. Player stats for Maryland.

Georgia Tech 72, Maryland 62. Player stats for Clemson.


Duke 98, Maryland 96 (OT)

Duke 98, Maryland 96 (OT). Player stats for Duke.

TERNOTE: A 98-96 overtime loss to Duke was the first of four classic battles with the Blue Devils in 2001, and the first of two games dubbed as "Instant Classics" by ESPN.



EIGHT CONSECUTIVE NCAA TOURNAMENTS • 2001 FINAL FOUR



Byron Mufton cut down the net after the Terps won the West Regional.

NCAA Final Four - NCAA Semifinal GM 36 - Duke 95, Maryland 84

MINNEAPOLIS, Minn. — Maryland's initial foray into the strange new world known as the Final Four ended with a loss to a familiar foe.

Playing for the right to advance to the NCAA championship game, the Terrapins bolted to a 22-point lead against ACC rival Duke. It didn't hold up.

Getting only three points from Juan Dixon in the second half and forced to play for more than 12 minutes without foul-laden senior Terence Morris, the Terrapins were sent home with a 95-84 defeat.

Up 39-17 with just over 13 minutes elapsed, the Terrapins let the lead dwindle to 11 at halftime. It was 46-38 before Dixon drilled a 3-pointer at the buzzer to cap his 16-point half.

But the Terps' shooting guard was 1-for-8 in the second half, his only basket a 3-pointer that gave Maryland a 69-62 lead with 10:35 left.

Maryland (25-11) played Duke four times this season, losing three. The last, by far the most bitter, ended what was the finest season in the history of the Maryland basketball program.

Thrust back into the lineup with seven minutes left, Morris scored inside to put Maryland up 74-73. Duke answered with a basket, and Morris immediately challenged Shane Battier with a drive that resulted in another two points.

It all unraveled after that for Maryland, which made only 12 of 35 shots in the second half while being outscored 57-35.



James Williams in action against Duke. Williams was the leading scorer for the Terps in the game.

DUKE 95, MARYLAND 84

HNH Metrodome — March 31, 2001

Maryland	Min	FG	3FG	FT	D-D	Reb	F	A	T	B	S	Pts
Moufton	f 18	4-6	0-0	1-2	4-3	7	2	1	1	0	2	9
Morris	f 20	4-7	1-1	1-2	4-4	8	4	0	4	0	0	10
Baxter	c 25	2-10	0-0	6-8	4-6	10	5	0	2	1	0	10
Dixon	g 38	6-17	4-10	3-3	2-6	8	2	0	4	0	1	19
Blake	g 31	5-8	2-4	1-2	1-3	4	4	5	6	0	0	13
Miller	21	1-4	0-3	2-2	1-0	1	2	2	0	0	4	6
Holden	17	2-4	0-0	0-2	3-1	4	4	0	1	0	0	4
Mandesich	12	3-4	0-0	0-0	3-2	5	1	1	0	0	1	6
Nicholas	12	1-5	0-0	5-6	2-1	3	2	1	1	0	0	7
Wilcox	6	1-1	0-0	0-0	0-0	1	0	0	0	0	0	2
Team						0	1					1
Totals	200	29-66	7-18	19-27	24-27	51	26	10	21	1	4	84

Duke	Min	FG	3FG	FT	D-D	Reb	F	A	T	B	S	Pts
Battier	f 40	6-12	4-7	9-11	3-5	8	3	2	2	4	2	25
Dunleavy	f 24	2-8	0-2	0-0	2-1	3	3	2	1	1	1	4
Sanders	c 14	2-4	0-0	1-1	3-2	5	2	0	0	0	0	5
Duhon	g 33	3-10	1-5	3-3	2-0	2	4	6	2	0	3	10
Williams	g 33	7-19	1-9	8-12	2-1	3	4	4	1	0	2	23
James	30	4-10	1-4	0-0	6-3	9	3	1	1	0	0	9
Booyer	25	7-8	0-0	5-8	1-3	4	4	0	0	0	1	19
Buckner	1	0-0	0-0	0-0	0-0	0	0	0	0	0	0	0
Team						1	0					1
Totals	200	31-71	7-27	26-35	20-15	35	23	15	7	7	8	95

Maryland (25-11)
Duke (34-4)

49 35 84
38 57 95

FG% - Maryland .439, Duke .437 3FG% - Maryland .389, Duke .259 FT% - Maryland .704, Duke .743. Technical Fouls - none Officials: David Libbey, Mark Reschling, Ted Hillary. A - 45,406.

Maryland made 32 of 55 shots while Stanford, which hit 57 percent from the field in its three previous tournament games, shot just 23-of-56 for a season-low 41.1 percent.

Reserve Tahj Holden added 14 points and Terence Morris had 11 points and 10 rebounds for Maryland, whose substitutes outscored their Stanford counterparts 22-8.

MARYLAND 87, STANFORD 73

Arrowhead Pond — March 24, 2001

Maryland	Min	FG	3FG	FT	D-D	Reb	F	A	T	B	S	Pts
Moufton	f 14	0-3	0-0	0-0	2-2	4	3	1	0	1	1	0
Morris	f 22	5-8	1-2	0-1	2-8	10	4	0	2	1	0	11
Baxter	c 29	11-18	0-0	2-3	0-6	6	4	1	2	1	1	24
Dixon	g 35	7-10	2-3	1-2	0-3	3	1	3	2	0	3	17
Blake	g 28	3-5	3-3	4-4	0-1	1	4	7	4	0	1	13
Nicholas	17	2-4	0-1	2-3	0-1	1	2	3	0	0	0	6
Miller	26	7-11	0-0	0-0	0-1	1	1	3	0	2	2	2
Mandesich	7	0-0	0-0	0-0	0-2	2	1	0	2	0	0	0
Holden	20	3-6	3-4	5-8	0-2	2	2	0	2	1	0	14
Wilcox	2	0-0	0-0	0-0	0-1	1	1	0	0	0	0	0
Team						1	1					2
Totals	200	32-55	9-13	14-21	5-28	33	23	18	17	4	8	87

Stanford

Stanford	Min	FG	3FG	FT	D-D	Reb	F	A	T	B	S	Pts
Collins, Jar	f 24	3-6	0-0	3-3	2-0	2	4	0	1	1	0	9
Mendez	f 36	6-11	4-7	2-4	1-2	3	4	2	5	0	0	18
Collins, Jas.	c 29	3-7	0-1	6-8	0-5	5	4	3	2	0	0	12
McDonald	g 34	4-11	3-6	1-2	1-1	2	5	7	3	0	1	12
Jacobsen	g 39	4-11	2-4	4-4	2-7	9	1	2	2	1	2	14
Johnson	23	3-6	1-2	1-2	0-4	4	4	2	0	0	1	8
Davis	4	0-1	0-0	0-0	0-1	1	0	0	1	0	0	0
Barnes	6	0-3	0-2	0-0	0-0	0	0	1	1	0	1	0
Giovacchini	5	0-0	0-0	0-0	0-0	0	0	0	0	0	0	0
Team						1	1					2
Totals	200	23-56	10-22	17-23	7-21	28	22	17	15	3	5	73

Maryland (25-10)

42 45 87

Stanford (31-3)

32 41 73

FG% - Maryland .582, Stanford .411 3FG% - Maryland .692, Stanford .455 FT% - Maryland .667, Stanford .739 Technical Fouls - none Officials: John Clougherty, Kerry Sitton, Art McDonald A - 17,979.



The Terps preparing for battle with Duke in the Final Four.

TERPNOTE: Baxter scored 24 points on 11-of-18 shooting as the Terpins stormed past Stanford to reach their first Final Four.



EIGHT CONSECUTIVE NCAA TOURNAMENTS • 2001 FINAL FOUR

ACC REVIEW

ACC Standings

Team	ACC Games					All Games						Vs. AP	Vs. USA	Last
	W	L	Pct	Hm	Rd	W	L	Pct	Hm	Rd	Neu			
Duke	13	3	.813	6-2	7-1	35	4	.897	13-2	8-1	14-1	13-4	14-4	10-0
North Carolina	13	3	.813	7-1	6-2	26	7	.788	12-2	8-3	6-2	6-4	6-4	5-2
Maryland	10	6	.625	5-3	5-3	25	11	.694	11-3	6-4	8-4	8-8	8-8	8-5
Virginia	9	7	.563	7-1	2-6	20	9	.690	14-1	5-6	1-2	6-4	6-4	5-5
Wake Forest	8	8	.500	5-3	3-5	19	11	.633	13-3	6-6	0-2	2-8	2-8	4-6
Georgia Tech	8	8	.500	6-2	2-6	17	13	.567	11-3	2-8	4-2	4-8	4-8	5-5
NC State	5	11	.313	4-4	1-7	13	16	.448	12-6	1-7	0-3	1-11	1-11	3-7
Florida State	4	12	.250	2-6	2-6	9	21	.300	6-10	2-8	1-3	1-11	1-11	4-6
Clemson	2	14	.125	2-6	0-8	12	19	.388	9-7	1-9	1-3	1-11	1-11	1-9

ACC Leaders

Scoring

## Player-Team	CI	G	FG	3FG	FT	Pts	Avg.
1. Jason Williams-DU	SD	39	285	132	139	841	21.6
2. Joseph Forte-UNC	SD	33	251	55	133	690	20.9
3. Shane Battier-DU	SR	39	251	124	152	778	19.9
4. Will Solomon-CU	JR	30	183	95	130	591	19.7
5. Juan Dixon-MD	JR	36	232	62	128	654	18.2
6. Roger Mason Jr.-VA	SO	29	146	42	122	456	15.7
7. Lonny Baxter-MD	JR	36	219				15.6
8. Anthony Grundy-NCS	JR	29	145	45	88	423	14.6
9. Tony Akins-GT	JR	30	140	78	78	436	14.5
10. Chris Williams-VA	JR	29	147	32	95	421	14.5
11. Josh Howard-WF	SO	29	143	18	89	393	13.6
12. Alvin Jones-GT	SR	30	134	0	133	401	13.4
13. Shaun Fein-GT	SR	30	143	72	41	399	13.3
14. Carlos Boozer-DU	SO	32	160	0	105	425	13.3
15. Darius Songaila-WF	JR	30	145	4	102	396	13.2

Rebounding

## Player-Team	CI	G	OFF	DEF	TOT	Avg.
1. Alvin Jones-GT	SR	30	73	239	312	10.4
2. Travis Watson-VA	SO	29	100	164	264	9.1
3. Lonny Baxter-MD	JR	36	101	185	286	7.9
4. Terence Morris-MD	SR	36	91	186	277	7.7
5. Josh Shoemaker-WF	SR	30	59	162	221	7.4
6. Jason Capel-UNC	JR	33	62	180	242	7.3
7. Brendan Haywood-UNC	SR	33	105	137	242	7.3
8. Shane Battier-DU	SR	39	94	191	285	7.3
9. Kenny Inge-NCS	SR	29	84	125	209	7.2
10. Chris Williams-VA	JR	29	65	128	193	6.7

Field Goal Percentage

## Player-Team	CI	G	FG	FGA	Pct
1. Carlos Boozer-DU	SO	32	160	265	.604
2. Lonny Baxter-MD	JR	36	219	387	.566
3. Chris Williams-VA	JR	29	147	292	.503
4. Travis Watson-VA	SO	29	149	300	.497
5. Juan Dixon-MD	JR	36	232	480	.483
6. Roger Mason Jr.-VA	SO	29	146	307	.476
7. Jason Williams-DU	SO	39	285	603	.473
8. Shane Battier-DU	SR	39	251	533	.471
9. Joseph Forte-UNC	SO	33	251	558	.450
10. Anthony Grundy-NCS	JR	29	145	351	.413



Free Throw Percentage

## Player-Team	CI	G	FTM	FTA	Pct
1. Roger Mason Jr.-VA	SO	29	122	138	.884
2. Juan Dixon-MD	JR	36	128	148	.865
3. Joseph Forte-UNC	SO	33	133	156	.853
4. Darius Songaila-WF	JR	30	102	125	.816
5. Donald Hand-VA	SR	29	113	139	.813
6. Nate James-DU	SR	39	115	144	.799
7. Shane Battier-DU	SR	39	152	191	.796
8. Terence Morris-MD	SR	36	97	122	.795
9. Will Solomon-CU	JR	30	130	165	.788
10. Anthony Grundy-NCS	JR	29	88	115	.765

3-Point Field Goal Percentage

## Player-Team	CI	G	3FG	FGA	Pct
1. Keith Friel-VA	SR	28	62	145	.428
2. Jason Williams-DU	SO	39	132	309	.427
3. Tony Akins-GT	JR	30	78	186	.419
4. Shane Battier-DU	SR	39	124	296	.419
5. Shaun Fein-GT	SR	30	72	182	.396

3-Point Field Goals Made

## Player-Team	CI	G	3FG	Avg.
1. Jason Williams-DU	SO	39	132	3.38
2. Shane Battier-DU	SR	39	124	3.18
3. Will Solomon-CU	JR	30	95	3.17
4. Tony Akins-GT	JR	30	78	2.60
5. Tony Stockman-CU	FR	31	75	2.42

Assists

## Player-Team	CI	G	Assts	Avg.
1. Steve Blake-MD	SO	36	248	6.89
2. Jason Williams-DU	SO	39	237	6.08
3. Donald Hand-VA	SR	29	174	6.00
4. Delvon Arrington-FSU	SR	30	143	4.77
5. Chris Duhon-DU	FR	39	174	4.46
6. Tony Akins-GT	JR	30	129	4.30
7. Ronald Curry-UNC	SO	28	119	4.25
8. Edward Scott-CU	SO	30	127	4.23
9. Clifford Crawford-NCS	SO	29	102	3.52
10. Joseph Forte-UNC	SO	33	116	3.52

Assist/Turnover Ratio

## Player-Team	CI	G	Asst	Avg	Turn	Avg Ratio
1. Ervin Murray-WF	JR	29	84	2.9	26	0.9 3.23
2. Chris Duhon-DU	FR	39	174	4.5	61	1.6 2.85
3. Steve Blake-MD	SO	36	248	6.9	111	3.1 2.23
4. Jason Capel-UNC	JR	33	111	3.4	54	1.6 2.06
5. Danny Miller-MD	JR	36	77	2.1	38	1.1 2.03

Steals

## Player-Team	CI	G	Stls	Avg.
1. Juan Dixon-MD	JR	36	95	2.64
2. Anthony Grundy-NCS	JR	29	63	2.17
3. Shane Battier-DU	SR	39	82	2.10
4. Joseph Forte-UNC	SO	33	67	2.03
5. Jason Williams-DU	SO	39	78	2.00
Josh Howard-WF	SO	29	58	2.00

Blocked Shots

## Player-Team	CI	G	Blks	Avg.
1. Brendan Haywood-UNC	SR	33	120	3.64
2. Alvin Jones-GT	SR	30	111	3.37
3. Shane Battier-DU	SR	39	88	2.26
4. Terence Morris-MD	SR	36	79	2.19
5. Mike Mathews-FSU	SO	28	44	1.57

NOTE: Maryland has finished in the ACC's upper half for eight consecutive seasons.





EIGHT CONSECUTIVE NCAA TOURNAMENTS • 2001 FINAL FOUR

ACC Team Statistics

Scoring Offense

# Team	G	W-L	Pts	Avg.
1. Duke	39	35-4	3538	90.7
2. Maryland	36	25-11	3067	85.2
3. Virginia	29	29-0	2464	85.0
4. North Carolina	33	26-7	2611	79.1
5. Wake Forest	30	19-11	2296	76.5
6. Georgia Tech	30	17-13	2269	75.6
7. Clemson	31	12-19	2298	74.1
8. NC State	29	13-16	2141	73.8
9. Florida State	30	9-21	2085	69.5

Field Goal Percentage

# Team	G	FG	FGA	Pct
1. Maryland	36	1091	2247	.486
2. Duke	39	1186	2459	.482
3. North Carolina	33	945	1972	.479
4. Wake Forest	30	838	1815	.462
5. Virginia	29	852	1872	.455
6. NC State	29	732	1668	.439
7. Florida State	30	742	1739	.427
8. Georgia Tech	30	776	1822	.426
9. Clemson	31	797	1879	.424

3-Point Field Goals Made

# Team	G	3FG	Avg.
1. Duke	39	400	10.26
2. Georgia Tech	30	260	8.67
3. Clemson	31	248	8.00
4. Virginia	29	204	7.03
5. Wake Forest	30	177	5.90
6. NC State	29	170	5.86
7. North Carolina	33	189	5.73
8. Maryland	36	198	5.50
9. Florida State	30	148	4.93

Assists

# Team	G	Assists	Avg.
1. Maryland	36	682	18.94
2. Duke	39	686	17.59
3. North Carolina	33	575	17.42
4. Georgia Tech	30	488	16.27
5. Wake Forest	30	465	15.50
6. Virginia	29	420	14.48
7. Clemson	31	434	14.00
8. Florida State	30	390	13.00
9. NC State	29	371	12.79

Scoring Defense

# Team	G	Pts	Avg.
1. Wake Forest	30	1995	66.5
2. Duke	39	2750	70.5
3. North Carolina	33	2341	70.9
4. NC State	29	2096	72.3
5. Maryland	36	2605	72.4
6. Georgia Tech	30	2187	72.9
7. Virginia	29	2168	74.8
8. Florida State	30	2289	76.3
9. Clemson	31	2471	79.7

Free Throw Percentage

# Team	G	FTM	FTA	Pct
1. Virginia	29	556	755	.736
2. Wake Forest	30	443	609	.727
3. Clemson	31	456	650	.702
4. Maryland	36	603	867	.696
5. Duke	39	671	967	.694
6. Georgia Tech	30	457	662	.690
7. NC State	29	507	753	.673
8. Florida State	30	453	675	.671
9. North Carolina	33	532	794	.670

Field Goal Percentage Defense

# Team	G	FG	FGA	Pct
1. North Carolina	33	859	2196	.391
2. Maryland	36	857	2125	.403
3. Georgia Tech	30	740	1816	.407
4. Wake Forest	30	700	1712	.409
5. Duke	39	999	2405	.415
6. Clemson	31	853	1945	.439
7. NC State	29	745	1694	.440
8. Florida State	30	795	1756	.453
9. Virginia	29	784	1685	.465

Blocked Shots

# Team	G	B Blocks	Avg.
1. Maryland	36	212	5.89
2. North Carolina	33	184	5.58
3. Duke	39	189	4.85
4. Wake Forest	30	136	4.53
5. Georgia Tech	30	136	4.53
6. NC State	29	119	4.10
7. Florida State	30	102	3.40
8. Virginia	29	98	3.38
9. Clemson	31	69	2.23

Scoring Margin

# Team	G	OFF	DEF Margin
1. Duke	39	90.7	70.5 +20.2
2. Maryland	36	85.2	72.4 +12.8
3. Virginia	29	85.0	74.8 +10.2
4. Wake Forest	30	76.5	66.5 +10.0
5. North Carolina	33	79.1	70.9 +8.2
6. Georgia Tech	30	75.6	72.9 +2.7
7. NC State	29	73.8	72.3 +1.6
8. Clemson	31	74.1	79.7 -5.6
9. Florida State	30	69.5	76.3 -6.8

3-Point Field Goal Percentage

# Team	G	FG	FGA	Pct
1. Duke	39	400	1030	.388
2. Maryland	36	198	522	.379
3. Georgia Tech	30	260	700	.371
4. Virginia	29	204	553	.369
5. North Carolina	33	189	519	.364
6. NC State	29	170	469	.362
7. Clemson	31	248	692	.358
8. Wake Forest	30	177	494	.358
9. Florida State	30	148	464	.319

Rebounding Margin

# Team	G	Reb	Avg	Opp Avg	Margin
1. Virginia	29	1131	39.0	96.8	33.4 +5.6
2. Maryland	36	1427	39.6	126.4	35.1 +4.5
3. N. Carolina	33	1363	41.3	1227	37.2 +4.1
4. NC State	29	1099	37.9	1023	35.3 +2.6
5. Duke	39	1470	37.7	1410	36.2 +1.5
6. Florida State	30	1097	36.6	1061	35.4 +1.2
7. Wake Forest	30	1104	36.8	1073	35.8 +1.0
8. Clemson	31	1185	38.2	1207	38.9 -0.7
9. Georgia Tech	30	1125	37.5	1199	40.0 -2.5

Steals

# Team	G	Steals	Avg.
1. Virginia	29	403	10.33
2. Maryland	36	318	8.83
3. NC State	29	234	8.07
4. Georgia Tech	30	238	7.93
5. Virginia	29	221	7.62
6. North Carolina	33	244	7.39
7. Wake Forest	30	219	7.30
8. Florida State	30	186	6.20
9. Clemson	31	187	6.03

ACC Honors

All-ACC First Team

- Shane Battier, Sr., Duke (74) *222
 Joseph Forte, So., North Carolina (74) *222
 Jason Williams, So., Duke (74) *222
Juan Dixon, Jr., Maryland (55) 195
 Alvin Jones, Sr., Georgia Tech (30) 155

All-ACC Second Team

- Will Solomon, Jr., Clemson (19) 150
 Brendan Haywood, Sr., No. Carolina (14) 134
Lonny Baxter, Jr., Maryland (2) 114
 Josh Howard, So., Wake Forest (8) 105
 Travis Watson, So., Virginia (7) 102

All-ACC Third Team

- Chris Williams, Jr., Virginia (4) 91
 Roger Mason, Jr., So., Virginia (3) 70
Terence Morris, Sr., Maryland (3) 62
 Jason Capel, Jr., North Carolina (0) 57
 Nate James, Sr., Duke (0) 49

All-ACC Honorable Mention

- Tony Akins, Jr., Georgia Tech(46), Donald Hand, Sr., Virginia (40), Darius Songaila, Jr., WF (34), Mike Dunleavy, So., Duke (34), **Steve Blake, So., Maryland (30)**, Carlos Boozer, So., Duke (24), Anthony Grundy, Jr., NC State (14), Shaun Fein, Sr., Georgia Tech (11).

2001 All-ACC Freshman Team

- Chris Duhon, Duke 69
 Tony Stockman, Clemson 68
 Michael Joiner, Florida State 61
 Chris Hobbs, Clemson 50
 Marvin Lewis, Georgia Tech 43
Honorable Mention: Halston Lane, GaT (33), Chris Wilcox, Md. (14).

2001 All-ACC Defensive Team

- Shane Battier, Sr., Duke 69
 Alvin Jones, Sr., Georgia Tech 61
Juan Dixon, Jr., Maryland 47
 Brendan Haywood, Sr., North Carolina 46
 Adam Hall, Jr., Virginia 27
Honorable Mention: Nate James, Sr., Duke (15), Josh Howard, So., Wake Forest (13), Joseph Forte, So., North Carolina (12), Anthony Grundy, Sr., NC State (10)

2001 ACC Coach of the Year

- Paul Hewitt, Georgia Tech 41
 Matt Doherty, North Carolina 26
 Pete Gillen, Virginia 5

2001 ACC Player of the Year

- Shane Battier, Sr., Duke 32
 Joseph Forte, So., North Carolina 32
 Jason Williams, So., Duke 8

2001 ACC Freshman of the Year

- Chris Duhon, Duke 52
 Tony Stockman, Clemson 28
 Michael Joiner, Florida State 6
 Halston Lane, Georgia Tech 2
Chris Wilcox, Maryland 1
 Chris Hobbs, Clemson 1
 Marvin Lewis, Georgia Tech 1

Players of the Week

- N20 Shane Battier, Duke
 N27 Carlos Boozer, Duke
 D4 Jason Williams, Duke
 D11 Brendan Haywood, UNC
 D18 Jason Capel, UNC
 D25 **Lonny Baxter, Md.**
 Joseph Forte, UNC
 J1 Joseph Forte, UNC
 JB Nate James, Duke
 J15 Shaun Fein, GaT
 J22 Shane Battier, Duke

- J29 Joseph Forte, UNC
 Alvin Jones, GaT
 F6 Joseph Forte, UNC
 F13 Tony Akins, GaT
 F20 Roger Mason, Jr., UVA
 F27 **Juan Dixon, Md.**
M5 Juan Dixon, Md.
 Shane Battier, Duke

Rookies of the Week


- N20 Chris Duhon, Duke
 Maurice Young, UVA
 N27 Marvin Lewis, GaT
 D4 Marvin Lewis, GaT
 D11 Halston Lane, GaT
 D18 Tony Stockman, Clem
 D25 Marvin Lewis, GaT
 JB Maurice Young, UVA
 J8 Michael Joiner, FSU
 J15 Halston Lane, GaT
 J22 Michael Joiner, FSU
 J29 Marvin Lewis, GaT
 F6 Trey Guidry, NCS
 J.C. Mathis, UVA
 F13 Halston Lane, GaT
 F20 Chris Duhon, Duke
 F27 Chris Duhon, Duke
 M5 Chris Duhon, Duke

NOTE: Maryland boasts a string of seven straight seasons with at least one win in the ACC Tournament, matching North Carolina with the second longest semifinal streak in ACC history.



ALL-TIME RECORD BOOK

EIGHT CONSECUTIVE NCAA TOURNAMENTS • 2001 FINAL FOUR



Buck Williams ranks among all-time leaders in every Maryland rebounding and field goal percentage category.

IN THIS SECTION

Year-By-Year Finishes	116
All-Time Coaching and Arena History	117
Poll History	118
Overall Individual Records	119
Individual Leaders	120
Freshman & Sophomore Class Records	125
Junior & Senior Class Records	126
Annual Leaders	127
Team Records	129
Margins of Victory	131
100-Point Games	132
Year-By-Year Statistics	133
Game-By-Game Results	135
Series Vs. Opponents	141
Series Records	146
Regular Season Tournaments	147
Postseason Tournaments	148
NCAA Tournament Records	149



EIGHT CONSECUTIVE NCAA TOURNAMENTS • 2001 FINAL FOUR

YEAR-BY-YEAR FINISHES

Year	Overall			Final Rank	Conference				Conference Tournament				Coach	Postseason
	Win	Loss	Pct.		Win	Loss	Pct.	Finish	Win	Loss	Pct.	Finish		
1904-05	0	2	.000											
1910-11	3	9	.250											
1913-14	0	16	.000											
1918-19	1	5	.167											
1923-24	5	7	.417		1	2	.333	11th	1	1	.500	Quarterfinals	H. Burton Shipley	
1924-25	12	5	.706		3	1	.750	4th	0	1	.000	First Round	H. Burton Shipley	
1925-26	14	3	.824		7	1	.875	4th	0	1	.000	First Round	H. Burton Shipley	
1926-27	10	10	.500		6	4	.600	9th	0	1	.000	First Round	H. Burton Shipley	
1927-28	14	4	.778		8	1	.889	4th			DNP		H. Burton Shipley	
1928-29	7	9	.438		2	5	.286	21st	0	1	.000	First Round	H. Burton Shipley	
1929-30	16	6	.727		9	5	.643	10th	0	1	.000	First Round	H. Burton Shipley	
1930-31	18	4	.818		8	1	.889	2nd	2	0	1.000	Champions	H. Burton Shipley	
1931-32	16	4	.800		9	1	.900	T1st	0	1	.000	First Round	H. Burton Shipley	
1932-33	11	9	.550		7	3	.700	3rd	0	1	.000	First Round	H. Burton Shipley	
1933-34	11	8	.579		6	1	.857	3rd	0	1	.000	First Round	H. Burton Shipley	
1934-35	8	10	.444		4	3	.571	5th			DNP		H. Burton Shipley	
1935-36	14	6	.700		4	3	.571	4th	1	1	.500	Semifinals	H. Burton Shipley	
1936-37	8	12	.400		5	8	.385	T10th	0	1	.000	First Round	H. Burton Shipley	
1937-38	15	9	.625		6	4	.600	7th	1	1	.500	Semifinals	H. Burton Shipley	
1938-39	15	9	.625		8	3	.727	T2nd	2	1	.667	Finals	H. Burton Shipley	
1939-40	14	9	.609		7	5	.583	5th	1	1	.500	Semifinals	H. Burton Shipley	
1940-41	1	21	.045		0	13	.000	15th			DNP		H. Burton Shipley	
1941-42	7	15	.318		3	8	.273	T12th			DNP		H. Burton Shipley	
1942-43	8	8	.500		5	5	.500	9th			DNP		H. Burton Shipley	
1943-44	4	14	.222		2	1	.667	4th	0	1	.000	First Round	H. Burton Shipley	
1944-45	2	14	.125		2	5	.286	9th	0	1	.000	First Round	H. Burton Shipley	
1945-46	9	12	.429		5	4	.556	5th	0	1	.000	First Round	H. Burton Shipley	
1946-47	14	10	.583		9	5	.643	5th	0	1	.000	First Round	H. Burton Shipley	
1947-48	11	14	.444		9	7	.563	4th	0	1	.000	First Round	H. Burton Shipley	
1948-49	9	18	.333		8	7	.533	8th	0	1	.000	First Round	Flucie Stewart	
1949-50	7	18	.280		5	13	.278	T3th			DNP		Flucie Stewart	
1950-51	16	11	.593		11	8	.579	8th	1	1	.500	Semifinals	Flucie Stewart	
1951-52	13	9	.542		9	5	.643	T6th	0	1	.000	First Round	Bud Millikan	
1952-53	15	8	.652		12	3	.800	T2nd	1	1	.500	Semifinals	Bud Millikan	
1953-54	23	7	.767	[20] [NR]	7	2	.778	2nd	1	1	.500	Semifinals	Bud Millikan	
1954-55	17	7	.708		10	4	.714	3rd	0	1	.000	Quarterfinals	Bud Millikan	
1955-56	14	10	.583		7	7	.500	5th	0	1	.000	Quarterfinals	Bud Millikan	
1956-57	16	10	.615		9	5	.643	2nd	1	1	.500	Semifinals	Bud Millikan	
1957-58	22	7	.759	[6] [6]	9	5	.643	4th	3	0	1.000	Champions	Bud Millikan	NCAA Elite Eight (2-1)
1958-59	10	13	.435		7	7	.500	T3rd	0	1	.000	Quarterfinals	Bud Millikan	
1959-60	15	8	.652		9	5	.643	3rd	0	1	.000	Quarterfinals	Bud Millikan	
1960-61	14	12	.538		6	8	.750	5th	1	1	.500	Semifinals	Bud Millikan	
1961-62	8	17	.320		3	11	.214	7th	0	1	.000	Quarterfinals	Bud Millikan	
1962-63	8	13	.381		4	10	.286	T6th	0	1	.000	Quarterfinals	Bud Millikan	
1963-64	9	17	.346		5	9	.357	6th	0	1	.000	Quarterfinals	Bud Millikan	
1964-65	18	8	.692		10	4	.714	T2nd	1	1	.500	Semifinals	Bud Millikan	
1965-66	14	11	.560		7	7	.500	5th	0	1	.000	Quarterfinals	Bud Millikan	
1966-67	11	14	.440		5	9	.357	T5th	0	1	.000	Quarterfinals	Bud Millikan	
1967-68	8	16	.333		4	10	.286	6th	0	1	.000	Quarterfinals	Frank Fellows	
1968-69	8	18	.308		2	12	.143	T7th	0	1	.000	Quarterfinals	Frank Fellows	
1969-70	13	13	.500		5	9	.357	6th	0	1	.000	Quarterfinals	Lefty Driesell	
1970-71	14	12	.538		5	9	.357	T6th	0	1	.000	Quarterfinals	Lefty Driesell	
1971-72	27	5	.844	[14] [11]	8	4	.667	T2nd	2	1	.667	Finals	Lefty Driesell	NIT Champions (4-0)
1972-73	23	7	.767	[8] [10]	7	5	.583	3rd	2	1	.667	Finals	Lefty Driesell	NCAA Elite Eight (1-1)
1973-74	23	5	.821	[4] [4]	9	3	.750	T2nd	2	1	.667	Finals	Lefty Driesell	
1974-75	24	5	.828	[5] [5]	10	2	.833	1st	0	1	.000	Quarterfinals	Lefty Driesell	NCAA Elite Eight (2-1)
1975-76	22	6	.786	[11] [13]	7	5	.583	T2nd	1	1	.500	Semifinals	Lefty Driesell	
1976-77	19	8	.704		7	5	.583	4th	0	1	.000	Quarterfinals	Lefty Driesell	
1977-78	15	13	.536		3	9	.250	6th	1	1	.500	Semifinals	Lefty Driesell	
1978-79	19	11	.633		6	6	.500	4th	1	1	.500	Semifinals	Lefty Driesell	NIT Second Round (1-1)

TERP NOTE: In 79 consecutive years of varsity basketball, just seven coaches have guided Teropin fortunes.





EIGHT CONSECUTIVE NCAA TOURNAMENTS • 2001 FINAL FOUR

Year	Overall			Final Rank	Conference				Conference Tournament			Coach	Postseason	
	Win	Loss	Pct.		Win	Loss	Pct.	Finish	Win	Loss	Pct.			Finish
1979-80	24	7	.774	[8] [8]	11	3	.786	1st	2	1	.667	Finals	Lefty Driesell	NCAA Sweet 16 (1-1)
1980-81	21	10	.677	[18] [11]	8	6	.571	4th	2	1	.667	Finals	Lefty Driesell	NCAA Second Round (1-1)
1981-82	16	13	.551		5	9	.357	5th	0	1	.000	Quarterfinals	Lefty Driesell	NIT Second Round (2-1)
1982-83	20	10	.667		8	6	.571	T3rd	0	1	.000	Quarterfinals	Lefty Driesell	NCAA Second Round (1-1)
1983-84	24	8	.750	[11] [10]	9	5	.643	2nd	3	0	1.000	Champions	Lefty Driesell	NCAA Sweet 16 (1-1)
1984-85	25	12	.676		8	6	.571	T4th	0	1	.000	Quarterfinals	Lefty Driesell	NCAA Sweet 16 (2-1)
1985-86	19	14	.576		6	8	.429	6th	1	1	.500	Semifinals	Lefty Driesell	NCAA Second Round (1-1)
1986-87	9	17	.346		0	14	.000	8th	0	1	.000	Quarterfinals	Bob Wade	
1987-88	18	13	.581		6	8	.429	5th	1	1	.500	Semifinals	Bob Wade	NCAA Second Round (1-1)
1988-89	9	20	.310		1	13	.071	8th	1	1	.500	Ser ifinals	Bob Wade	
1989-90	19	14	.576		6	8	.429	T5th	0	1	.000	Quarterfinals	Gary Williams	NIT Second Round (1-1)
1990-91	16	12	.571		5	9	.357	7th			DNP		Gary Williams	
1991-92	14	15	.483		5	11	.313	8th	1	1	.500	Semifinals	Gary Williams	
1992-93	12	16	.429		2	14	.125	T4th					Gary Williams	
1993-94	18	12	.600	[NR] [20]	8	8	.500	T4th	0	1	.000	Quarterfinals	Gary Williams	NCAA Sweet 16 (2-1)
1994-95	26	8	.765	[10] [11]	12	4	.750	T1st	1	1	.500	Semifinals	Gary Williams	NCAA Sweet 16 (2-1)
1995-96	17	13	.567		8	8	.500	T4th	1	1	.500	Semifinals	Gary Williams	NCAA First Round (0-1)
1996-97	21	11	.656	[22] [NR]	9	7	.562	T4th	1	1	.500	Semifinals	Gary Williams	NCAA First Round (0-1)
1997-98	21	11	.656	[20] [15]	10	6	.625	3rd	1	1	.500	Semifinals	Gary Williams	NCAA Sweet 16 (2-1)
1998-99	28	6	.824	[5] [8]	13	3	.813	2nd	1	1	.500	Semifinals	Gary Williams	NCAA Sweet 16 (2-1)
1999-00	25	10	.714	[17] [25]	11	5	.688	2nd	2	1	.667	Finals	Gary Williams	NCAA Second Round (1-1)
2000-01	25	11	.694	[11] [4]	10	6	.625	3rd	1	1	.500	Semifinals	Gary Williams	NCAA Final Four (4-1)

[] indicates final rankings in AP and Coaches Polls

COACHING HISTORY

ARENA HISTORY



H. BURTON SHIPLEY
1923-24 to 1946-47
24 seasons
Overall: 243-199 (.550)
So. Conf.: 124-91 (.577)



FLUCIE STEWART
1947-48 to 1949-50
3 seasons
Overall: 27-48 (.360)
So. Conf.: 22-27 (.468)



BUD MILLIKAN
1950-51 to 1966-67
17 seasons
Overall: 242-182 (.572)
SC/ACC: 130-109 (.544)



FRANK FELLOWS
1967-68 to 1968-69
2 seasons
Overall: 16-34 (.320)
ACC: 6-22 (.214)



THE GYMNASIUM
1923-24 to 1930-31
All-Time Record: 61-21 (8)
H. Burton Shipley (61-21 in 8 seasons)




RITCHIE COLISEUM
1931-32 to 1954-55
All-Time Record: 169-90 (24)
H. Burton Shipley (111-65 in 16 seasons)
Flucie Stewart (16-15 in 3 seasons)
Bud Millikan (42-10 in 5 seasons)



CHARLES "LEFTY" DRIESSELL
1969-70 to 1985-86
17 seasons
Overall: 348-159 (.686)
ACC: 122-100 (.550)




BOB WADE
1986-87 to 1988-89
3 seasons
Overall: 36-50 (.419)
ACC: 7-35 (.167)



GARY WILLIAMS
1989-90 to present
12 seasons
Overall: 242-139 (.635)
ACC: 99-89 (.527)




COLEFIELD HOUSE
1955-56 to 2001-02
All-Time Record: 471-151 (.46)
Bud Millikan (86-42 in 12 seasons)
Frank Fellows (11-9 in 2 seasons)
Charles "Lefty" Driesell (213-44 in 17 seasons)
Bob Wade (21-21 in 3 seasons)
Gary Williams (140-35 in 12 seasons)



COMCAST CENTER
Opening in 2002-03

TERMINOTE: Maryland has posted a winning record at each of its three basketball venues.





EIGHT CONSECUTIVE NCAA TOURNAMENTS • 2001 FINAL FOUR

INDIVIDUAL RECORDS

Scoring

Game: 44 Ernest Graham vs. NC State (12-20-78)
Season: 776 Walt Williams (1991-92)
Fr.: 582 Joe Smith (1993-94)
So.: 708 Joe Smith (1994-95)
Jr.: 701 Len Bias (1984-85)
Sr.: 776 Walt Williams (1991-92)
Career: 2,149 Len Bias (1983-86)

Scoring Average

Season: 26.8 Walt Williams (1991-92)
Fr.: 19.7 Joe Smith (1993-94)
So.: 21.2 Tom McMillen (1971-72)
Jr.: 23.3 Will Hetzel (1968-69)
Sr.: 26.8 Walt Williams (1991-92)
Career: 20.5 Tom McMillen (1972-74)

Rebounds

Game: 26 Len Elmore vs. Wake Forest (2-27-74)
Season: 412 Len Elmore (1973-74)
Fr.: 323 Buck Williams (1978-79)
So.: 362 Joe Smith (1994-95)
Jr.: 363 Buck Williams (1980-81)
Sr.: 412 Len Elmore (1973-74)
Career: 1,053 Len Elmore (1972-74)

Rebounding Average

Season: 14.7 Len Elmore (1973-74)
Fr.: 10.7 Joe Smith (1993-94)
So.: 11.0 Len Elmore (1971-72)
Jr.: 12.2 Will Hetzel (1968-69)
Sr.: 14.7 Len Elmore (1973-74)
Career: 12.2 Len Elmore (1972-74)

Assists

Game: 15 Terrell Stokes vs. Western Carolina (11-14-98)
Season: 248 Steve Blake (2000-01)
Fr.: 217 Steve Blake (1999-00)
So.: 248 Steve Blake (2000-01)
Jr.: 204 Keith Gatlin (1985-86)
Sr.: 213 Terrell Stokes (1998-99)
Career: 649 Keith Gatlin (1984-86, 88)

Steals

Game: 9 Johnny Rhodes at North Carolina (2-7-96)
 9 Johnny Rhodes vs. American (12-23-95)
Season: 110 Johnny Rhodes (1995-96)
Fr.: 71 Steve Blake (1999-00)
 71 Johnny Rhodes (1992-93)
So.: 78 Johnny Rhodes (1993-94)
Jr.: 96 Juan Dixon (1999-00)
Sr.: 110 Johnny Rhodes (1995-96)
Career: 344 Johnny Rhodes (1993-96)

Blocked Shots

Game: 12 Cedric Lewis at South Florida (1-20-91)
 12 Derrick Lewis at James Madison (1-28-87)
Season: 143 Cedric Lewis (1990-91)
Fr.: 99 Derrick Lewis (1984-85)
So.: 97 Joe Smith (1994-95)
Jr.: 114 Derrick Lewis (1986-87)
Sr.: 143 Cedric Lewis (1990-91)
Career: 339 Derrick Lewis (1985-88)

Field Goal Percentage

Game: 1.000 Lonny Baxter vs. North Texas (12-23-98) (10-10)
Season: .647 Buck Williams (1980-81) (183-283)
So.: .606 Buck Williams (1979-80) (143-236)
Jr.: .643 Greg Manning (1979-80) (196-305)
Sr.: .647 Buck Williams (1980-81) (183-283)
Career: .615 Buck Williams (1979-81) (446-725)

Field Goals Made

Game: 18 Ernest Graham vs. NC State (12-20-78)

Consecutive in Game:

10 Lonny Baxter vs. North Texas (12-23-98)
 10 Barry Yates vs. Miami (Fla.) (12-29-70)
 10 Keith Gatlin vs. Clemson (2-17-85)

Consecutive in Multiple Games:

15 Greg Manning (over two games during the 1980-81 season; also an ACC record)

Season: 275 Albert King (1979-80)
Fr.: 190 John Lucas (1972-73)
So.: 253 John Lucas (1973-74)
Jr.: 275 Albert King (1979-80)
Sr.: 270 Adrian Branch (1984-85)
Career: 862 Albert King (1977-81)
 862 John Lucas (1973-76)

Field Goals Attempted

Game: 34 Gene Shue vs. Washington & Lee (2-12-53)
Season: 542 Walt Williams (1991-92)
Fr.: 395 Joe Smith (1993-94)
So.: 506 Juan Dixon (1999-00)
Jr.: 527 Will Hetzel (1968-69)
Sr.: 542 Walt Williams (1991-92)
Career: 1,673 Albert King (1978-81)

3-Point Field Goals Made

Game: 7 Walt Williams vs. Florida State (2-5-92)
Season: 89 Walt Williams (1991-92)
Fr.: 59 Johnny Rhodes (1992-93)
So.: 49 Juan Dixon (1999-00)
Jr.: 64 Teyon McCoy (1989-90)
Sr.: 89 Walt Williams (1991-92)
Career: 186 Johnny Rhodes (1993-96)

3-Point Field Goals Attempted

Game: 13 Danny Miller vs. Clemson (1-22-00)
Season: 240 Walt Williams (1991-92)
Fr.: 175 Johnny Rhodes (1992-93)
So.: 135 Juan Dixon (1999-00)
Jr.: 164 Teyon McCoy (1989-90)
Sr.: 240 Walt Williams (1991-92)
Career: 557 Johnny Rhodes (1993-96)

Free Throw Percentage

Game: 1.000 Jerry Greenspan vs. Minnesota (12-10-60) (14-14)
Season: .908 Greg Manning (1980) (79-87)
Career: .858 Greg Manning (1978-81) (315-367)

Free Throws Made

Game: 17 Tom McMillen vs. Canisius (12-17-71)

Consecutive in Game:

15 Albert King vs. Boston University (2-11-80)

Consecutive in Multiple Games:

40 Juan Dixon (2000-01)

Season: 213 Keith Booth (1996-97)
Fr.: 208 Joe Smith (1993-94)
So.: 269 Joe Smith (1994-95)
Jr.: 162 Keith Booth (1995-96)
Sr.: 213 Keith Booth (1996-97)
Career: 576 Keith Booth (1994-97)

Free Throws Attempted

Game: 24 Keith Booth vs. George Washington (12-9-96)
Season: 297 Keith Booth (1996-97)
Fr.: 229 Joe Smith (1993-94)
So.: 282 Joe Smith (1994-95)
Jr.: 214 Keith Booth (1995-96)
Sr.: 297 Keith Booth (1996-97)
Career: 824 Keith Booth (1994-97)

Games Played

Season: 37 Len Bias (1984-85)
 37 Adrian Branch (1984-85)
Career: 137 Mike Mardesich (1998-01)
Consecutive in a Career:
 137 Mike Mardesich (1998-01)

Games Started

Season: 37 Len Bias (1984-85)
 37 Adrian Branch (1984-85)
Career: 126 Keith Booth (1994-97)
Consecutive in a Career:
 126 Keith Booth (1994-97)



LEN BIAS



KEITH BOOTH




LEN ELMORE



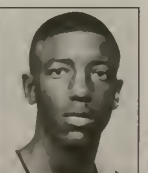
KEITH GATLIN



JOHNNY RHODES




JOE SMITH



WALT WILLIAMS

TEP NOTE: Juan Dixon missed his first free throw attempt in an ACC opener at Clemson last year, then proceeded to hit a record 40 in a row. In all, he hit 60-of-61 during a hot stretch during December and January.



'94

'95

'96

'97

'98


'99

'00

EIGHT CONSECUTIVE NCAA TOURNAMENTS • 2001 FINAL FOUR

INDIVIDUAL LEADERS

Scoring



Game (30-point scorers)

1. 44 Ernest Graham vs. NC State (12-20-78)
2. 43 Al Bunge vs. Duke (1-4-60)
3. 41 Gene Shue vs. Washington & Lee (2-14-53)
4. 40 Gene Shue vs. Duke (3-1-95)
5. 40 Gene Shue vs. Wake Forest (5C Tournament; 3-6-53)
6. 39 * Walt Williams vs. Wake Forest (1-22-92)
7. 38 Walt Williams vs. Clemson (ACC Tournament; 3-12-92)
8. 38 * Walt Williams at Florida State (2-5-92)
9. Albert King vs. Clemson (ACC Tournament; 2-29-80)
10. Jim O'Brien vs. North Carolina (1-27-73)
11. Howard White vs. South Carolina (12-16-70)
12. Evers Burns vs. Georgia Tech (2-6-93)
13. 36 Exree Hipp vs. Towson State (12-23-93)
14. 35 Jerrod Mustaf vs. Duke (2-10-90)
15. Len Bias vs. North Carolina (2-20-86)
16. Tom McMillen at George Washington (12-4-71)
17. 34 Walt Williams at Clemson (2-22-92)
18. Tony Massenburg vs. Georgia Tech (2-3-90)
19. John Lucas vs. NC State (1-28-76)
20. John Lucas vs. Wake Forest (1-10-76)
21. Gary Ward vs. Wake Forest (2-7-66)
22. 33 Juan Dixon vs. Georgia Tech (2-16-00)
23. Keith Booth vs. Georgia Tech (ACC Tournament; 3-9-96)
24. Joe Smith vs. Clemson (2-25-95)
25. Joe Smith vs. Utah (11-22-94)
26. Joe Smith vs. Rider (11-30-93)
27. * Walt Williams at Virginia (1-29-92)
28. Matt Roe vs. Georgia Tech (2-13-91)
29. Walt Williams vs. North Carolina (1-10-90)
30. Len Bias at George Mason (11-26-85)
31. Tom McMillen vs. Navy (1-20-73)
32. Tom McMillen vs. Canisius (12-17-71)
33. Howard White vs. Georgetown (12-14-70)
34. Will Hetzel vs. South Carolina (3-6-69)
35. Bob O'Brien vs. Clemson (1-7-56)
36. Bob Kessler vs. Duke (ACC Tournament; 3-1-56)
37. 32 Lonny Baxter vs. Norfolk State (12-23-00)
38. Laron Profit at Florida State (2-27-99)
39. Steve Francis vs. Clemson (2-24-99)
40. Kevin McInton vs. Florida State (2-13-93)
41. * Walt Williams at North Carolina (1-13-92)
42. Rudy Archer vs. Mt. St. Mary's (12-8-87)
43. Derrick Lewis vs. Mid. Baltimore County (2-18-87)
44. Albert King vs. Wake Forest (1-20-80)
45. Tom McMillen vs. Georgetown (12-13-71)
46. Barry Yates vs. Miami (Fla.) (12-29-70)
47. Juan Dixon vs. Duke (2-9-00)
48. 31 Lonny Baxter vs. NC State (2-6-00)
49. Juan Dixon vs. Georgia Tech (1-15-00)
50. Joe Smith vs. Texas (3-18-95)
51. Walt Williams vs. Virginia (3-7-92)
52. * Walt Williams vs. Clemson (1-25-92)
53. Walt Williams vs. West Virginia (12-7-91)
54. Len Bias vs. UNLV (12-7-85)
55. Ernest Graham vs. Bucknell (12-22-79)
56. John Lucas at North Carolina (2-15-75)
57. John Lucas vs. Duke (2-2-74)
58. Juan Dixon vs. NC State (2-20-01)
59. 30 Juan Dixon vs. Wake Forest (1-17-01)
60. Johnny Rhodes vs. Kentucky (11-24-95)
61. Joe Smith vs. Massachusetts (12-10-94)
62. Joe Smith at Oklahoma (12-7-93)
63. * Walt Williams vs. Florida State (1-18-92)
64. * Walt Williams vs. NC State (1-11-92)
65. Walt Williams vs. Rutgers (12-27-90)
66. Walt Williams vs. Boston College (12-3-90)
67. Jerrod Mustaf vs. Delaware State (11-25-89)
68. Tony Massenburg vs. Georgia Tech (2-14-89)
69. Len Bias vs. Georgia Tech (2-2-86)
70. Len Bias vs. Villanova (1-27-85)
71. Adrian Branch vs. Virginia (1-30-85)
72. Albert King at Virginia (2-21-79)
73. John Lucas vs. NC State (1-16-75)
74. Barry Yates vs. Richmond (1-2-71)

* Denotes consecutive games during the 1991-92 season.

Multiple 30-Point Scoring Games



1. 15 Walt Williams (1989-92)
2. 7 Joe Smith (1994-95)
3. 6 Len Bias (1983-86)
4. 5 Juan Dixon (1999-present)
5. John Lucas (1973-76)

Season (500-point scorers)

1. 776 Walt Williams (1992)
2. 743 Len Bias (1986)
3. 708 Joe Smith (1995)
4. 701 Len Bias (1985)
5. 674 Albert King (1980)
6. 671 Adrian Branch (1985)
7. 667 Tom McMillen (1973)
8. 654 Juan Dixon (2001)
9. 654 Gene Shue (1954)
10. 630 Juan Dixon (2000)
11. 624 Keith Booth (1997)
12. 616 Tom McMillen (1973)
13. 609 Jerrod Mustaf (1990)
14. 605 Will Hetzel (1969)
15. 582 Joe Smith (1994)
16. 579 Steve Francis (1999)
17. 564 John Lucas (1974)
18. 561 Lonny Baxter (2001)
19. 559 Albert King (1981)
20. 557 Tony Massenburg (1990)
21. John Lucas (1976)
22. 547 Lonny Baxter (2000)
23. 541 Adrian Branch (1983)
24. 537 Terence Morris (2000)
25. 524 Tom McMillen (1974)
26. 523 Terence Morris (1999)
27. 518 Evers Burns (1993)
28. 512 Jay McMillen (1965)
29. 510 Derrick Lewis (1987)
30. 506 Laron Profit (1998)

Career (1,000-point scorers)

1. 2,149 Len Bias (1983-86)
2. 2,058 Albert King (1978-81)
3. 2,017 Adrian Branch (1982-85)
4. 2,015 John Lucas (1973-76)
5. 1,807 Tom McMillen (1972-74)
6. 1,776 Keith Booth (1994-97)
7. 1,743 Johnny Rhodes (1993-96)
8. 1,733 Terence Morris (1998-01)
9. 1,704 Walt Williams (1989-92)
10. 1,607 Ernest Graham (1978-81)
11. 1,566 Laron Profit (1996-99)
12. 1,561 Greg Manning (1978-81)
13. 1,534 Juan Dixon (1999-present)
14. 1,457 Derrick Lewis (1985-88)
15. 1,386 Gene Shue (1952-54)
16. 1,372 Exree Hipp (1993-96)
17. 1,370 Will Hetzel (1968-70)
18. 1,354 Tony Massenburg (1986, 88-90)
19. 1,325 Lonny Baxter (1999-present)
20. 1,315 Evers Burns (1990-93)
21. 1,300 Jay McMillen (1965-67)
22. 1,290 Joe Smith (1994-95)
23. 1,266 Bob Kessler (1954-56)
24. 1,244 Lee Brawley (1949-52)
25. 1,235 Jim O'Brien (1971-73)
26. 1,219 Steve Sheppard (1975-77)
27. 1,198 Larry Gibson (1976-79)
28. 1,172 Obinna Ekezie (1996-99)
29. 1,161 Maurice Howard (1973-76)
30. 1,153 Buck Williams (1978-81)
31. 1,123 Duane Simpkins (1993-96)
32. 1,094 Gary Ward (1964-66)
33. 1,087 Keith Gatlin (1984-86, 88)
34. 1,064 Kevin McInton (1990-93)
35. 1,026 Brad Davis (1975-77)
36. 1,017 Len Elmore (1972-74)
37. 1,007 Lawrence Boston (1976-78)



2001-02 MARYLAND BASKETBALL • ALL-TIME RECORD BOOK

120

TERNOTE: Only five Maryland players have ever scored 30 points on five different occasions — Walt Williams, Joe Smith, Len Bias, John Lucas and Juan Dixon.



EIGHT CONSECUTIVE NCAA TOURNAMENTS • 2001 FINAL FOUR

Scoring Average



Gene Shue

Season

- 26.8 Walt Williams (1992)
- 23.3 Will Hetzel (1969)
- 23.2 Len Bias (1986)
- 22.1 Gene Shue (1953)
- 21.8 Gene Shue (1954)
- 21.7 Albert King (1980)
- 21.2 Tom McMillen (1973)
- 20.8 Joe Smith (1995)
- 20.8 Tom McMillen (1972)
- 20.4 Bob Kessler (1955)
- 20.3 Bob Kessler (1956)
- 20.1 John Lucas (1976)

Career

- 20.5 Tom McMillen (1972-74)
- 20.2 Joe Smith (1994-95)
- 18.7 Gene Shue (1952-54)
- 18.3 John Lucas (1973-76)
- 18.0 Will Hetzel (1968-70)
- 17.4 Albert King (1978-81)
- 16.6 Jerrod Mustaf (1989-90)
- 16.2 Walt Williams (1989-92)

Rebounds



Len Elmore

Game

- 26 Len Elmore at Wake Forest (2-27-74)
- 24 Len Elmore vs. Kent State (1-2-73)
- 23 Will Hetzel vs. W. Virginia (12-4-68)
- 23 Derrick Lewis at J. Madison (1-28-87)
- 22 Buck Williams vs. Louisville (12-13-80)
- Buck Williams at UNIV (12-4-78)
- Al Bunge vs. Georgetown (2-26-58)
- Bob Kessler vs. Georgetown (2-25-56)
- 21 Joe Smith vs. Texas (3-18-95)
- Joe Smith vs. Virginia (2-1-95)
- Mike Davis vs. Pittsburgh (2-15-77)
- Len Elmore vs. No. Carolina (2-13-74)
- Len Elmore vs. E. Kentucky (12-5-73)
- 20 Joe Smith vs. Florida St. (1-11-94)
- Tony Massenburg at Ga. Tech (2-13-90)
- Len Elmore vs. Duke (2-2-74)
- Len Elmore vs. Richmond (1-2-74)

Season

- 41.2 Len Elmore (1974)
- 36.3 Buck Williams (1981)
- 36.2 Joe Smith (1995)
- 35.1 Len Elmore (1972)
- 33.6 Bob Kessler (1956)
- 32.3 Buck Williams (1979)
- 32.1 Joe Smith (1994)
- Tom Roy (1975)
- Will Hetzel (1969)
- 31.4 Tony Massenburg (1990)
- 30.8 Lonny Baxter (2000)
- 30.6 Tom McMillen (1972)

Career

- 40.53 Len Elmore (1972-74)
- 39.48 Derrick Lewis (1985-88)
- 32.8 Buck Williams (1979-81)
- 32.5 Terence Morris (1998-present)
- 31.6 Keith Booth (1994-97)
- 29.5 Larry Gibson (1976-79)
- 28.9 Tom McMillen (1972-74)
- 28.49 Bob Kessler (1954-56)
- 27.95 Al Bunge (1958-60)
- 27.45 Len Bias (1983-86)
- 27.22 Tony Massenburg (1986, 88-90)
- 27.15 Albert King (1978-81)
- 27.10 Lonny Baxter (1999-present)



Herman Veal

Rebounding Average



Al Bunge


Season

- 14.7 Len Elmore (1974)
- 14.0 Bob Kessler (1956)
- 12.6 Al Bunge (1960)
- 12.2 Will Hetzel (1969)
- 11.7 Buck Williams (1981)
- 11.2 Len Elmore (1973)
- 11.1 Tom Roy (1975)
- 11.0 Len Elmore (1972)
- 11.0 Bob Kessler (1955)
- 10.8 Buck Williams (1979)
- 10.7 Joe Smith (1995)
- Joe Smith (1994)
- Bob McDonald (1961)

Career

- 12.2 Len Elmore (1972-74)
- 10.9 Buck Williams (1978-81)
- 10.7 Joe Smith (1994-95)
- 10.6 Al Bunge (1958-60)

Assists



Game

- 15 Terrell Stokes vs. W. Carolina (11-14-98)
- 14 Terrell Stokes vs. Towson St. (11-30-96)
- 13 Steve Blake vs. Stony Brook (12-6-00)
- Steve Francis vs. Virginia (2-6-99)
- Keith Gatlin vs. Virginia (1-30-84)
- 12 Steve Blake vs. Chicago State (12-27-00)
- Terrell Stokes vs. S.C. St. (12-27-98)
- Terrell Stokes vs. Missouri (2-18-96)
- Kevin McLinton vs. NC State (1-26-91)
- Keith Gatlin vs. Navy (3-17-85)
- Keith Gatlin at No. Carolina (1-9-85)
- Dutch Morley at Clemson (2-13-82)
- Dutch Morley vs. Marshall (12-29-80)
- John Lucas vs. Buffalo (2-11-73)
- Rich Porac vs. Canisius (12-17-71)


Season

- 24.8 Steve Blake (6.9 app; 2001)
- 22.1 Keith Gatlin (6.0 app; 1985)
- 21.7 Steve Blake (6.2 app; 2000)
- 21.3 Terrell Stokes (6.3 app; 1999)
- 20.4 Keith Gatlin (6.4 app; 1986)
- 17.8 John Lucas (5.9 app; 1973)
- 17.5 Rudy Archer (6.3 app; 1993)
- 17.2 Rudy Archer (5.5 app; 1988)
- 16.5 Brad Davis (5.9 app; 1976)
- 16.2 Duane Simpkins (4.8 app; 1995)
- 15.9 John Lucas (5.6 app; 1974)
- 15.4 Kevin McLinton (5.3 app; 1992)
- 15.2 Steve Francis (4.5 app; 1999)
- 14.9 Terrell Stokes (4.7 app; 1998)
- Walt Williams (4.5 app; 1990)
- 14.8 Keith Gatlin (4.6 app; 1984)
- 14.3 Terrell Stokes (4.5 app; 1997)

TERMNOTE: Just a sophomore last season, Steve Blake's 24.8 assists were a Maryland single season record.




EIGHT CONSECUTIVE NCAA TOURNAMENTS • 2001 FINAL FOUR



Keith Gatlin

Career

1. 649 Keith Gatlin (5.3 avg; 1984-86, 88)
2. 590 Terrell Stokes (4.6 avg; 1996-99)
3. 514 John Lucas (4.7 avg; 1973-76)
4. 483 Duane Simpkins (4.1 avg; 1993-96)
5. 469 Kevin McLinton (5.2 avg; 1990-93)
6. 465 Steve Blake (6.5 avg; 2000-present)
6. 460 Dutch Morley (3.8 avg; 1979-82)
7. 437 Johnny Rhodes (3.6 avg; 1993-96)
8. 431 Brad Davis (5.1 avg; 1975-77)
9. 410 Walt Williams (3.9 avg; 1989-92)
10. 360 Jeff Adkins (2.8 avg; 1982-85)
11. 346 Ernest Graham (2.9 avg; 1978-81)
12. 304 Albert King (2.6 avg; 1978-81)
13. 296 Keith Booth (2.3 avg; 1994-97)
14. 294 Teyon McCoy (3.3 avg; 1987-88, 90)



Keith Booth

Career

1. 344 Johnny Rhodes (2.8 avg; 1993-96)
2. 252 Laron Profit (2.1 avg; 1996-99)
3. 241 Juan Dixon (2.1 avg; 1999-present)
4. 193 Keith Booth (1.53 avg; 1994-97)
5. 190 Terrell Stokes (1.49 avg; 1996-99)
6. 175 Walt Williams (1.7 avg; 1989-92)
7. 170 Dutch Morley (1.4 avg; 1979-82)
8. 162 Terence Morris (1.3 avg; 1998-01)
9. 137 Derrick Lewis (1.1 avg; 1985-88)
10. 136 Kevin McLinton (1.5 avg; 1990-93)
11. 128 Steve Blake (1.8 avg; 2000-present)
12. 123 Ernest Graham (1.0 avg; 1978-81)
12. 120 Duane Simpkins (1.1 avg; 1993-96)
14. 119 Albert King (1.0 avg; 1978-81)
15. 114 Evers Burns (0.9 avg; 1990-93)
16. 110 Jeff Adkins (0.9 avg; 1982-85)
Adnan Branch (0.9 avg; 1982-85)

Steals




Johnny Rhodes

Game

1. 9 Johnny Rhodes at North Carolina (2-7-96)
Johnny Rhodes vs. American (12-23-95)
3. 8 Juan Dixon vs. Georgia Tech (1-6-01)
Terrell Stokes vs. S.C. State (12-27-98)
5. 7 Juan Dixon vs. UMES (12-30-00)
Laron Profit vs. Clemson (1-15-97)
Johnny Rhodes at Virginia (2-1-96)
Johnny Rhodes vs. Howard (12-6-95)
Walt Williams vs. North Carolina (3-11-89)
Walt Williams vs. Mt. St. Mary's (11-23-91)
11. 6 Steve Blake vs. Duke (2-9-00)
Juan Dixon vs. Notre Dame (11-26-99)
Steve Blake vs. Tulane (11-19-99)
Steve Francis vs. Clemson (2-24-99)
Steve Francis vs. North Texas (12-23-98)
Laron Profit vs. Georgia Tech (1-21-98)
S. Jaskiewicz vs. UNC Asheville (12-22-97)
Laron Profit vs. Kansas (12-7-97)
Terrell Stokes vs. UMBC (12-4-96)
Terrell Stokes vs. Towson St. (11-30-96)
Laron Profit vs. Wake Forest (2-15-96)
Johnny Rhodes vs. Colgate (12-8-94)
Johnny Rhodes vs. Clemson (2-26-94)
Johnny Rhodes vs. Duke (1-29-94)
Johnny Rhodes vs. Hofstra (12-29-93)
Johnny Rhodes vs. Rider (11-30-94)
Johnny Rhodes vs. Clemson (2-27-93)
Vince Broadnax at Clemson (2-6-91)
Albert King at Clemson (1-17-81)
Albert King vs. Temple (12-29-79)
Ernest Graham vs. Catholic (12-15-79)
Dutch Morley vs. Penn State (12-3-79)
John Lucas vs. Clemson (1-21-76)


Blocked Shots



Cedric Lewis

Game


1. 12 Cedric Lewis at South Florida (1-20-91)
Derrick Lewis at James Madison (1-28-87)
3. 10 Derrick Lewis vs. UMES (2-27-87)
Derrick Lewis vs. UMBC (2-18-87)
Derrick Lewis vs. Towson State (2-21-85)
Derrick Lewis vs. Tennessee (11-24-84)
7. 8 Cedric Lewis vs. Georgia Tech (2-13-91)
Cedric Lewis vs. UMBC (1-7-91)
Cedric Lewis vs. Calif.-Irvine (11-21-90)
Larry Gibson vs. St. Joseph's (12-29-78)
Lonny Baxter vs. NC State (2-6-00)
Terence Morris vs. Wake Forest (11-19-00)
Terence Morris vs. Tulane (11-19-99)
Joe Smith vs. Loyola (11-29-94)
Joe Smith vs. Virginia (2-1-95)
Joe Smith vs. Texas (3-18-95)
Cedric Lewis vs. Georgia Tech (2-1-91)
Cedric Lewis vs. Towson State (11-26-90)
Derrick Lewis vs. Virginia (3-1-86)
Derrick Lewis vs. Stanford (12-28-84)
Derrick Lewis vs. UMES (12-13-84)
Derrick Lewis vs. Cleveland State (12-5-84)
Tony Massenburg vs. UMES (12-1-88)
Larry Gibson vs. Syracuse (12-24-76)
Len Elmore vs. North Carolina (1-27-73)



Laron Profit

Season

1. 110 Johnny Rhodes (3.7 avg; 1996)
2. 96 Juan Dixon (2.7 avg; 2000)
3. 95 Juan Dixon (2.6 avg; 2001)
4. Steve Francis (2.8 avg; 1999)
5. 87 Laron Profit (2.7 avg; 1998)
6. 85 Johnny Rhodes (2.5 avg; 1995)
7. 86 Johnny Rhodes (2.6 avg; 1994)
8. 71 Steve Blake (2.0 avg; 2000)
Johnny Rhodes (2.5 avg; 1993)
Laron Profit (2.0 avg; 1999)
10. 68 Terrell Stokes (2.0 avg; 1999)
11. 67 Keith Booth (2.0 avg; 1997)
12. 64 Dutch Morley (2.1 avg; 1980)
Walt Williams (2.1 avg; 1992)
14. 60 Steve Blake (1.6 avg; 2001)
Laron Profit (1.8 avg; 1997)
Walt Williams (1.7 avg; 1990)
18. 53 Terence Morris (1.6 avg; 2000)
19. 51 Joe Smith (1.5 avg; 1995)
20. 50 Terence Morris (1.5 avg; 1999)
Juan Dixon (1.5 avg; 1999)



Derrick Lewis

Season

1. 143 Cedric Lewis (5.1 avg; 1991)
2. 114 Derrick Lewis (4.4 avg; 1987)
3. 99 Derrick Lewis (2.7 avg; 1985)
4. 97 Joe Smith (2.9 avg; 1995)
5. 93 Joe Smith (3.1 avg; 1994)
6. 79 Terence Morris (2.2 avg; 2001)
Lonny Baxter (2.3 avg; 2000)
7. 77 Terence Morris (2.3 avg; 1999)
8. 71 Terence Morris (2.1 avg; 1900)
8. 71 Derrick Lewis (2.2 avg; 1986)
10. 67 Larry Gibson (2.5 avg; 1977)
11. 58 Larry Gibson (1.9 avg; 1979)
12. 57 Larry Gibson (2.0 avg; 1978)

Career


1. 339 Derrick Lewis (2.7 avg; 1985-88)
2. 256 Terence Morris (1.7 avg; 1998-01)
3. 239 Cedric Lewis (2.5 avg; 1988-91)
4. 190 Joe Smith (3.0 avg; 1994-1995)
5. 182 Larry Gibson (1.8 avg; 1976-79)
6. 158 Lonny Baxter (1.5 avg; 1999-present)
7. 125 Obinna Ekezie (1.1 avg; 1996-99)
8. 97 Tony Massenburg (0.9 avg; 1986, 88-90)
9. 87 Ben Bias (0.7 avg; 1983-86)
10. 86 Buck Williams (1.0 avg; 1979-81)
11. 81 Walt Williams (0.8 avg; 1989-92)
12. 75 Ben Coleman (1.2 avg; 1983-84)
13. 74 Mike Mardesich (0.5 avg; 1998-01)
14. 72 Laron Profit (0.6 avg; 1996-99)
Keith Booth (0.5 avg; 1994-97)
16. 64 Evers Burns (0.6 avg; 1990-93)

NOTE: In one week's time last season, Juan Dixon had eight steals against Georgia Tech and seven against UMES. The Maryland record in a single game is nine by Johnny Rhodes.



EIGHT CONSECUTIVE NCAA TOURNAMENTS • 2001 FINAL FOUR

Field Goal Percentage



Greg Manning

Game (min. 8 att.)


1. 1.000 (10-10) Lonny Baxter vs. No. Texas (12-23-98)
- (9-9) Steve Francis vs. NC State (1-10-99)
- (8-8) Obinna Ekezie vs. American (12-21-96)
- (8-8) Joe Smith vs. Clemson (1-25-95)
- (8-8) Buck Williams vs. Canisius (12-23-78)
- (8-8) Gary Williams vs. S. Carolina (12-10-66)
- (8-8) Greg Manning vs. Dickinson (12-10-80)
- (8-8) Ben Coleman vs. Duquesne (12-10-83)
- (8-8) Ben Coleman vs. Wake Forest (2-26-84)

Season (min. 100 att.)

1. .647 (183-283) Buck Williams (1981)
2. .643 (196-305) Greg Manning (1980)
3. .611 (102-167) Charles Pittman (1982)
4. .608 (194-319) Ben Coleman (1984)
5. .606 (143-236) Buck Williams (1980)

Career

1. .615 (446-725) Buck Williams (1979-81)
2. .589 (376-638) Ben Coleman (1983-84)
3. .583 (623-1068) Greg Manning (1978-81)
4. .576 (438-760) Lawrence Boston (1976-78)
5. .566 (519-933) Lonny Baxter (1999-present)
6. .555 (699-1,259) Tom McMillen (1972-74)
7. .551 (484-878) Larry Gibson (1976-79)
8. .550 (451-819) Joe Smith (1994-95)
9. .547 (485-886) Maurice Howard (1973-76)
10. .540 (564-1,044) Derrick Lewis (1985-88)
11. .536 (838-1,562) Len Bias (1983-86)
12. .535 (386-721) Brad Davis (1975-77)
13. .530 (491-927) Steve Sheppard (1975-77)
14. .525 (393-748) Jerrod Mustaf (1989-90)
- (862-1,643) John Lucas (1973-76)
16. .523 (524-1,001) Tony Massenbun (1986, 88-90)
17. .515 (862-1,673) Albert King (1978-81)



Buck Williams

Field Goals Made



Albert King

Season

1. 275 Albert King (1980)
2. 274 Len Bias (1985)
3. 270 Adrian Branch (1985)
4. 267 Len Bias (1986)
5. 256 Walt Williams (1992)
6. 253 John Lucas (1974)
7. 250 Tom McMillen (1973)
8. 245 Joe Smith (1995)
9. 236 Jerrod Mustaf (1990)
10. 235 Tom McMillen (1972)
11. 234 Juan Dixon (1900)
12. 233 John Lucas (1976)
- Will Hetzel (1969)
14. 232 Juan Dixon (2001)
- Albert King (1981)

Career

1. 862 Albert King (1978-81)
- John Lucas (1973-76)
3. 838 Len Bias (1983-86)
4. 767 Adrian Branch (1982-85)
5. 699 Tom McMillen (1972-74)
6. 686 Ernest Graham (1978-81)
7. 684 Johnny Rhodes (1993-96)
8. 644 Terence Morris (1998-01)
9. 623 Greg Manning (1978-81)
10. 589 Keith Booth (1994-97)
11. 583 Laron Proffitt (1996-99)
- Walt Williams (1989-92)
13. 564 Derrick Lewis (1985-88)
14. 551 Juan Dixon (1999-present)
15. 547 Will Hetzel (1968-70)
16. 545 Evers Burns (1990-93)
17. 524 Exree Hipp (1993-96)
18. 524 Tony Massenbun (1986, 88-90)
19. 519 Lonny Baxter (1999-present)

Field Goals Attempted



Adrian Branch

Season

1. 542 Walt Williams (1992)
2. 529 Adrian Branch (1985)
3. 527 Will Hetzel (1969)
4. 519 Len Bias (1985)
5. 506 Juan Dixon (2000)
6. 497 Albert King (1980)
7. 495 John Lucas (1974)
8. 491 Len Bias (1986)
9. 480 Juan Dixon (2001)
10. 469 Gene Shue (1954)
11. 468 Bob Kessler (1955)
12. 462 Albert King (1981)
13. 456 John Lucas (1976)
14. 454 Ernest Graham (1979)
15. 446 Jerrod Mustaf (1990)
16. 437 Keith Booth (1997)
17. 428 Tom McMillen (1972)


Career

1. 1,673 Albert King (1978-81)
2. 1,643 John Lucas (1973-76)
3. 1,579 Adrian Branch (1982-85)
4. 1,562 Len Bias (1983-86)
5. 1,482 Johnny Rhodes (1993-96)
6. 1,363 Ernest Graham (1978-81)
7. 1,300 Terence Morris (1998-01)
8. 1,291 Keith Booth (1994-97)
9. 1,259 Tom McMillen (1972-74)
10. 1,251 Walt Williams (1989-92)
11. 1,242 Will Hetzel (1968-70)
12. 1,229 Laron Proffitt (1996-99)
13. 1,178 Juan Dixon (1999-present)
14. 1,125 Jay McMillen (1965-67)
15. 1,092 Evers Burns (1990-93)
16. 1,070 Johnny Rhodes (1993-96)
17. 1,068 Greg Manning (1978-81)
18. 1,044 Derrick Lewis (1985-88)



John Lucas

3-Point Field Goals Made




Matt Roe

Season

1. 89 Walt Williams (1992)
2. 64 Teyon McCoy (1990)
3. 62 Juan Dixon (2001)
4. 60 Sarunas Jasikevicius (1998)
5. 59 Johnny Rhodes (1993)
6. 56 Keith Gatlin (1988)
7. 49 Juan Dixon (2000)
8. 48 Matt Roe (1991)
- Rudy Archer (1988)
10. 45 Steve Francis (1999)
- Duane Simpkins (1996)
- Johnny Rhodes (1995)
13. 42 Sarunas Jasikevicius (1997)
- Johnny Rhodes (1996)
15. 40 Duane Simpkins (1995)
- Johnny Rhodes (1994)


Career

1. 186 Johnny Rhodes (1993-96)
2. 154 Walt Williams (1989-92)
3. 147 Juan Dixon (1999-present)
4. 136 Sarunas Jasikevicius (1995-98)
5. 132 Teyon McCoy (1987, 88, 90)
6. 130 Duane Simpkins (1993-96)
7. 105 Laron Proffitt (1996-99)
8. 101 Terence Morris (1998-01)
9. 89 Terrell Stokes (1996-99)
10. 84 Exree Hipp (1993-96)
11. 74 Steve Blake (2000-present)
12. 65 Drew Nicholas (2000-present)
13. 62 Mario Lucas (1993-96)
14. 61 Steve Hood (1987-88)
15. 60 Danny Miller (1999-01)
16. 59 John Johnson (1986-89)



Sarunas Jasikevicius


TEAR NOTE: Five players from the Terps' Final Four team of 2001 find themselves on Maryland's career chart for 3-point field goals: Juan Dixon, Terence Morris, Steve Blake, Drew Nicholas and Danny Miller.





EIGHT CONSECUTIVE NCAA TOURNAMENTS • 2001 FINAL FOUR

3-Point Field Goals Attempted




Season

- 240 Walt Williams (1992)
- 173 Johnny Rhodes (1993)
- 164 Teyon McCoy (1990)
- 156 Matt Roe (1991)
- 151 Juan Dixon (2001)
- Laron Profit (1998)
- 135 Juan Dixon (2000)
- Johnny Rhodes (1996)
- 131 Sarunas Jasikevicius (1997)
- 129 Johnny Rhodes (1994)
- 122 Rudy Archer (1988)
- 120 Johnny Rhodes (1995)
- 117 Laron Profit (1998)
- 116 Steve Francis (1999)
- 113 Keith Gatlin (1988)
- 105 Duane Simpkins (1995)

Career

- 557 Johnny Rhodes (1993-96)
- 429 Walt Williams (1989-92)
- 363 Juan Dixon (1999-present)
- Sarunas Jasikevicius (1995-98)
- 326 Laron Profit (1996-99)
- 320 Duane Simpkins (1993-96)
- 316 Teyon McCoy (1987-88, 90)
- 299 Terence Morris (1998-present)
- 286 Exree Hipp (1993-96)
- 235 Terrell Stokes (1996-99)
- 196 Steve Blake (2000-present)
- 181 Danny Miller (1999-01)
- 173 Drew Nicholas (2000-present)
- 171 Mario Lucas (1993-96)
- 156 Matt Roe (1991)
- 148 Steve Hood (1987-88)
- 134 Danny Miller (1999-01)

Free Throws Made



Season

- 213 Keith Booth (1997)
- 209 Joe Smith (1995)
- 186 Len Bias (1986)
- 197 Tom McMillen (1972)
- 175 Walt Williams (1992)
- 174 Bob Kessler (1956)
- 168 Joe Smith (1994)
- 162 Keith Booth (1996)
- 153 Len Bias (1985)
- 145 Tony Massenburg (1990)
- 143 Jerry Greenspan (1963)
- 139 Will Hetzel (1969)
- 134 Obinna Ekezie (1998)
- Jim O'Brien (1971)
- 133 Jim Halleck (1957)

Career

- 576 Keith Booth (1994-97)
- 470 Len Bias (1983-86)
- 454 Adrian Branch (1982-85)
- 409 Tom McMillen (1972-74)
- 386 Bob Kessler (1954-56)
- 384 Walt Williams (1989-92)
- 377 Joe Smith (1994-95)
- 356 Obinna Ekezie (1996-99)
- 344 Terence Morris (1998-01)
- 334 Albert King (1978-81)
- 317 Jerry Greenspan (1961-63)
- 315 Greg Manning (1978-81)
- 314 Derrick Lewis (1985-88)
- 311 Duane Simpkins (1993-96)
- 309 Rodney Elliott (1995-98)
- 306 Tony Massenburg (1986, 88-90)

Free Throw Percentage



Game (min. 10 att.)

- 1.000 (14-14) Jerry Greenspan vs. Minnesota (12-10-60)
- Len Bias vs. No. Carolina (2-20-86)
- 133-133 Lee Brawley vs. No. Carolina (1-2-51)
- (12-12) Duane Simpkins vs. Kentucky (11-24-95)
- Matt Roe vs. Wake Forest (2-23-91)
- T. Massenburg at Penn St. (3-19-90)
- Bill Stasiulatis vs. Wake Forest (3-3-61)
- Lee Brawley vs. No. Carolina (1-2-51)
- Bob Kessler vs. Geo. Washington (1-5-56)
- (11-11) Juan Dixon vs. Georgia Tech (1-6-01)
- Duane Simpkins vs. Virginia (3-5-94)
- (10-10) Juan Dixon vs. Wake Forest (1-17-01)
- Tom Milroy vs. Penn St. (11-30-68)
- Jerry Bechle vs. No. Carolina (2-23-60)
- Walt Williams vs. No. Carolina (1-10-90)
15. 929 (13-14)


Season (min. 50 att.)

- 908 (79-87) Greg Manning (1980)
- 865 (128-148) Juan Dixon (2001)
- 864 (209-242) Len Bias (1986)
- (57-66) Jo Jo Hunter (1978)
- 862 (50-58) Keith Gatlin (1985)
- 857 (66-77) Greg Manning (1979)

Career

- 858 (315-367) Greg Manning (1978-81)
- 836 (122-146) Dutch Morley (1979-82)
- 828 (285-344) Juan Dixon (1999-present)
- 813 (100-123) Jo Jo Hunter (1977-78)
- 812 (311-383) Duane Simpkins (1993-96)
- 803 (301-375) Jim O'Brien (1971-73)
- 802 (85-106) Bob McDonald (1959, 61)
- 799 (409-512) Tom McMillen (1972-74)
- 7953 (470-591) Len Bias (1983-86)
- 7951 (163-205) Keith Gatlin (1984-86, 88)
- 799 (254-318) Brad Davis (1975-77)

Free Throws Attempted



Season

- 297 Keith Booth (1997)
- 282 Joe Smith (1995)
- 263 Bob Kessler (1956)
- 242 Len Bias (1986)
- 241 Tom McMillen (1972)
- 231 Walt Williams (1992)
- 229 Joe Smith (1994)
- 214 Keith Booth (1996)
- 206 Lanny Baxter (2000)
- 204 Bob Kessler (1955)
- 201 Tony Massenburg (1990)
- 200 Obinna Ekezie (1998)
- 197 Len Bias (1985)
- 191 Jerry Greenspan (1963)
- 187 Lanny Baxter (2000)
- 182 Buck Williams (1981)
- Bob Everett (1955)
- 177 Derrick Lewis (1987)

Career


- 824 Keith Booth (1994-97)
- 607 Adrian Branch (1982-85)
- 591 Len Bias (1983-86)
- 587 Bob Kessler (1954-56)
- 544 Obinna Ekezie (1996-99)
- 512 Tom McMillen (1972-74)
- 511 Joe Smith (1994-95)
- 504 Walt Williams (1989-92)
- 487 Derrick Lewis (1985-88)
- 482 Lanny Baxter (1999-present)
- 476 Tony Massenburg (1986, 88-90)
- 441 Terence Morris (1998-01)
- 431 Laron Profit (1996-99)
- Albert King (1978-81)
- 420 Jerry Greenspan (1961-63)
- 419 Buck Williams (1979-81)
- 389 Al Bunge (1958-60)

NOTE: Dixon's 86.5 percent free throw shooting last season was the best in Maryland history for a player with greater than 100 attempts.



EIGHT CONSECUTIVE NCAA TOURNAMENTS • 2001 FINAL FOUR

FRESHMAN RECORDS



Points

- 582 Joe Smith (1994)
- 442 Adrian Branch (1982)
- 425 John Lucas (1973)
- 392 Johnny Rhodes (1993)
- 381 Albert King (1978)
- 371 Jerrod Mustaf (1989)
- 369 Steve Hood (1987)
- 364 Brad Davis (1975)

Scoring Average

- 19.7 Joe Smith (1994)
- 15.2 Adrian Branch (1982)
- 14.3 Jerrod Mustaf (1989)
- 14.2 Steve Hood (1987)
- 14.2 John Lucas (1973)
- 14.0 Johnny Rhodes (1993)
- 13.6 Albert King (1978)
- 12.8 Brad Davis (1975)

Rebounds

- 323 Buck Williams (1979)
- 322 Joe Smith (1994)
- 241 Derrick Lewis (1985)
- 202 Jerrod Mustaf (1989)
- 187 Albert King (1978)
- 183 Keith Booth (1994)
- 173 Brian Williams (1988)
- 157 Larry Gibson (1976)

Rebound Average

- 10.7 Joe Smith (1994)
- 10.0 Buck Williams (1979)
- 9.8 Larry Gibson (1976)
- 7.8 Jerrod Mustaf (1989)
- 6.7 Albert King (1978)
- 6.5 Derrick Lewis (1985)
- 6.1 Keith Booth (1994)
- 6.0 Brian Williams (1988)

Assists

- 217 Steve Blake (2000)
- 178 John Lucas (1973)
- 148 Keith Gatlin (1984)
- 134 Brad Davis (1975)
- 128 Dutch Morley (1979)
- 111 Teyon McCoy (1987)
- 91 Johnny Rhodes (1993)
- 87 Exree Hipp (1993)

Steals

- 71 Steve Blake (2000)
- 71 Johnny Rhodes (1993)
- 50 Juan Dixon (1999)
- 45 Keith Booth (1994)
- 43 Dutch Morley (1979)
- 42 Joe Smith (1994)
- 40 Laron Profit (1996)
- 38 Terrell Stokes (1996)

Blocked Shots

- 99 Jerrod Mustaf (1985)
- 93 Joe Smith (1994)
- 36 Brian Williams (1988)
- 29 Terence Morris (1998)
- 28 Jerrod Mustaf (1989)
- 27 Terence Morris (1998)
- 26 Taly Holden (2000)
- 25 Buck Williams (1979)

Field Goals Made

- 190 John Lucas (1973)
- 168 Joe Smith (1994)
- 164 Adrian Branch (1982)
- 164 Albert King (1978)
- 157 Jerrod Mustaf (1989)
- 149 Johnny Rhodes (1993)
- 141 Brad Davis (1975)
- 136 Steve Hood (1987)

Field Goals Attempted

- 395 Joe Smith (1994)
- 355 Johnny Rhodes (1993)
- 353 John Lucas (1973)
- 346 Adrian Branch (1982)
- 327 Albert King (1978)
- 302 Jerrod Mustaf (1989)
- 290 Steve Hood (1987)
- 270 Exree Hipp (1993)

3-Point Field Goals Made

- 59 Johnny Rhodes (1993)
- 37 Steve Blake (2000)
- 36 Juan Dixon (1999)
- 36 Teyon McCoy (1987)
- 35 Steve Hood (1987)
- 31 Drew Nicholas (2000)
- 20 Exree Hipp (1993)
- 14 Sarunas Jasikevicius (1995)

3-Point Field Goals Att.

- 173 Johnny Rhodes (1993)
- 102 Steve Blake (2000)
- 97 Juan Dixon (1999)
- 92 Drew Nicholas (2000)
- 80 Steve Hood (1987)
- 80 Teyon McCoy (1987)
- 63 Exree Hipp (1993)
- 39 Danny Miller (1999)


Free Throws Made

- 168 Joe Smith (1994)
- 114 Adrian Branch (1982)
- 92 Greg Manning (1978)
- 87 Keith Booth (1994)
- 82 Brad Davis (1975)
- 65 Al Bunge (1958)
- 62 Steve Hood (1987)
- 60 Buck Williams (1979)

Free Throw Attempts

- 229 Joe Smith (1994)
- 149 Adrian Branch (1982)
- 149 Keith Booth (1994)
- 109 Buck Williams (1979)
- 108 Greg Manning (1978)
- 100 Brad Davis (1975)
- 95 Steve Hood (1987)
- 89 Lonny Baxter (1999)

SOPHOMORE RECORDS



Points

- 708 Joe Smith (1995)
- 667 Tom McMillen (1972)
- 630 Juan Dixon (2000)
- 609 Jerrod Mustaf (1990)
- 564 John Lucas (1974)
- 547 Lonny Baxter (2000)
- 541 Adrian Branch (1983)
- 521 Terence Morris (1999)

Scoring Average

- 21.2 Tom McMillen (1972)
- 20.8 Joe Smith (1995)
- 20.1 John Lucas (1974)
- 19.7 Jay McMillen (1965)
- 18.7 Adrian Branch (1983)
- 18.5 Jerrod Mustaf (1990)
- 18.0 Juan Dixon (2000)
- 16.6 Ernest Graham (1979)

Rebounds

- 362 Joe Smith (1995)
- 351 Len Elmore (1972)
- 308 Lonny Baxter (2000)
- 306 Tom McMillen (1972)
- 254 Jerrod Mustaf (1990)
- 265 Al Bunge (1958)
- 249 Lawrence Boston (1976)
- 247 Keith Booth (1995)

Rebound Average

- 11.0 Len Elmore (1972)
- 10.7 Joe Smith (1995)
- 10.1 Buck Williams (1980)
- 9.8 Tom McMillen (1972)
- 9.1 Al Bunge (1958)
- 8.9 Lawrence Boston (1976)
- 8.8 Lonny Baxter (2000)
- 8.6 Barry Yates (1971)

Assists

- 248 Steve Blake (2001)
- 221 Keith Gatlin (1985)
- 165 Brad Davis (1976)
- 159 John Lucas (1974)
- 143 Terrell Stokes (1997)
- 136 Duane Simpkins (1994)
- 127 Juan Dixon (2000)
- 124 Dutch Morley (1980)

Steals

- 96 Juan Dixon (2000)
- 78 Johnny Rhodes (1994)
- 64 Dutch Morley (1980)
- 57 Steve Blake (2001)
- 57 Laron Profit (1997)
- 57 Walt Williams (1990)
- 51 Joe Smith (1995)
- 50 Terence Morris (1999)
- 45 Danny Miller (2000)
- 45 Terrell Stokes (1997)
- 45 Duane Simpkins (1994)

Blocked Shots

- 97 Joe Smith (1995)
- 79 Lonny Baxter (2000)
- 77 Terence Morris (1999)
- 71 Derrick Lewis (1986)
- 43 Keith Booth (1995)
- 36 Cedric Lewis (1989)
- 34 Walt Williams (1990)
- 33 Obinna Ekezie (1997)

Field Goals Made

- 253 John Lucas (1974)
- 245 Joe Smith (1995)
- 236 Jerrod Mustaf (1990)
- 235 Tom McMillen (1972)
- 234 Juan Dixon (2000)
- 222 Ernest Graham (1979)
- 218 Lonny Baxter (2000)
- 211 Len Bias (1984)

Field Goals Attempted

- 506 Juan Dixon (2000)
- 495 John Lucas (1974)
- 454 Ernest Graham (1979)
- 446 Jerrod Mustaf (1990)
- 428 Tom McMillen (1972)
- 424 Joe Smith (1995)
- 424 Jay McMillen (1965)
- 420 Adrian Branch (1983)

3-Point Field Goals Made

- 49 Juan Dixon (2000)
- 40 Johnny Rhodes (1994)
- 38 Duane Simpkins (1994)
- 37 Steve Blake (2001)
- 35 Laron Profit (1997)
- 34 Drew Nicholas (2001)
- 34 Danny Miller (2000)
- 32 Teyon McCoy (1988)

3-Point Field Goals Att.

- 135 Juan Dixon (2000)
- 129 Johnny Rhodes (1994)
- 99 Laron Profit (1997)
- 95 Danny Miller (2000)
- 94 Steve Blake (2001)
- 94 Exree Hipp (1994)
- 88 Duane Simpkins (1994)
- 83 Terrell Stokes (1997)

Free Throws Made


- 209 Joe Smith (1995)
- 197 Tom McMillen (1972)
- 134 Jim O'Brien (1971)
- 133 Jim Halleck (1957)
- 127 Jerrod Mustaf (1990)
- 118 Adrian Branch (1983)
- 114 Keith Booth (1995)
- 113 Juan Dixon (2000)

Free Throw Attempts

- 282 Joe Smith (1995)
- 241 Tom McMillen (1972)
- 187 Lonny Baxter (2000)
- 174 Jim Halleck (1957)
- 171 Jim O'Brien (1971)
- 165 Adrian Branch (1983)
- 164 Keith Booth (1995)
- 164 Jerrod Mustaf (1990)


TERNOTE: Joe Smith's sophomore season in 1995 was certainly one of the Terps' best. Though just a sophomore, he was named the college player of the year and selected as the first pick in the NBA draft.





EIGHT CONSECUTIVE NCAA TOURNAMENTS • 2001 FINAL FOUR

JUNIOR RECORDS



Points

- 701 Len Bias (1985)
- 674 Albert King (1980)
- 654 Juan Dixon (2001)
- 616 Tom McMillen (1973)
- 605 Will Hetzel (1969)
- 579 Steve Francis (1999)
- 561 Lonny Baxter (2001)
- 537 Terence Morris (2000)

Scoring Average

- 23.3 Will Hetzel (1969)
- 21.7 Albert King (1980)
- 21.2 Tom McMillen (1973)
- 20.9 Bob Kessler (1955)
- 19.6 Derrick Lewis (1987)
- 19.5 John Lucas (1975)
- 18.9 Len Bias (1985)
- 18.7 Walt Williams (1991)

Rebounds

- 363 Buck Williams (1981)
- 318 Will Hetzel (1969)
- 293 Terence Morris (2000)
- 290 Len Elmore (1973)
- 286 Lonny Baxter (2001)
- 284 Tom McMillen (1973)
- 271 Gary Ward (1965)
- 253 Larry Gibson (1978)

Rebound Average

- 12.2 Will Hetzel (1969)
- 11.7 Buck Williams (1981)
- 11.2 Len Elmore (1973)
- 11.8 Bob Eicher (1962)
- 11.6 Al Bunge (1959)
- 11.0 Bob Kessler (1955)
- 10.4 Gary Ward (1965)
- 10.1 Rod Horst (1969)

Assists

- 204 Keith Gatlin (1986)
- 172 Rudy Archer (1988)
- 162 Duane Simpkins (1995)
- 154 Kevin McLinton (1992)
- 152 Steve Francis (1999)
- 149 Terrell Stokes (1998)
- 136 Ernest Graham (1980)
- 132 Brad Davis (1977)

Steals

- 95 Juan Dixon (2001)
- 95 Steve Francis (1999)
- 87 Laron Profit (1998)
- 85 Johnny Rhodes (1995)
- 53 Steve Francis (2000)
- 47 Kevin McLinton (1992)
- 43 Ernest Graham (1980)
- 42 Albert King (1980)

Blocked Shots

- 171 Derrick Lewis (1987)
- 71 Terence Morris (2000)
- 57 Larry Gibson (1978)
- 55 Lonny Baxter (2001)
- 49 Cedric Lewis (1990)
- 37 Obinna Ekezie (1998)
- 36 Laron Profit (1998)
- 33 Len Bias (1985)
- 33 Ben Coleman (1983)

Field Goals Made

- 275 Albert King (1980)
- 274 Len Bias (1985)
- 250 Tom McMillen (1973)
- 233 Will Hetzel (1969)
- 232 Juan Dixon (2001)
- 219 Lonny Baxter (2001)
- 205 Steve Francis (1999)
- 203 Steve Sheppard (1976)

Field Goals Attempted

- 527 Will Hetzel (1969)
- 519 Len Bias (1985)
- 497 Albert King (1980)
- 480 Juan Dixon (2001)
- 468 Bob Kessler (1955)
- 427 Tom McMillen (1973)
- 412 Laron Profit (1980)
- 406 Terence Morris (2000)

3-Point Field Goals Made

- 64 Teyon McCoy (1990)
- 62 Juan Dixon (2001)
- 48 Rudy Archer (1988)
- 45 Steve Francis (1999)
- 45 Johnny Rhodes (1995)
- 42 Sarunas Jasikevicius (1997)
- 40 Duane Simpkins (1995)
- 35 Terence Morris (2000)

3-Point Field Goals Att.

- 164 Teyon McCoy (1990)
- 151 Juan Dixon (2001)
- 131 Sarunas Jasikevicius (1997)
- 122 Rudy Archer (1988)
- 120 Johnny Rhodes (1995)
- 117 Laron Profit (1998)
- 116 Steve Francis (1999)
- 105 Duane Simpkins (1995)

Free Throws Made

- 162 Keith Booth (1996)
- 153 Len Bias (1985)
- 139 Will Hetzel (1969)
- 134 Obinna Ekezie (1998)
- 131 Bob Kessler (1955)
- 130 Jerry Greenspan (1962)
- 128 Juan Dixon (2001)
- 124 Steve Francis (1999)

Free Throw Attempts

- 214 Keith Booth (1996)
- 206 Lonny Baxter (2001)
- 200 Obinna Ekezie (1998)
- 197 Len Bias (1985)
- 182 Buck Williams (1981)
- 177 Derrick Lewis (1987)
- 171 Will Hetzel (1969)
- 167 Jerry Greenspan (1962)

SENIOR RECORDS



Points

- 776 Walt Williams (1992)
- 743 Len Bias (1986)
- 671 Adrian Branch (1985)
- 654 Gene Shue (1954)
- 624 Keith Booth (1997)
- 559 Albert King (1981)
- 557 John Lucas (1976)
- 557 Tony Massenburg (1990)

Scoring Average

- 26.8 Walt Williams (1992)
- 23.2 Len Bias (1986)
- 20.4 Bob Kessler (1956)
- 19.9 John Lucas (1976)
- 19.5 Keith Booth (1997)
- 19.4 Tom McMillen (1974)
- 18.5 Evers Burns (1993)
- 18.1 Adrian Branch (1985)

Rebounds

- 412 Len Elmore (1974)
- 336 Bob Kessler (1956)
- 321 Tom Roy (1975)
- 314 Tony Massenburg (1990)
- 277 Terence Morris (2001)
- 269 Ben Coleman (1984)
- 269 Tom McMillen (1974)
- 258 Rod Horst (1970)

Rebound Average

- 14.7 Len Elmore (1974)
- 14.0 Bob Kessler (1956)
- 12.6 Al Bunge (1960)
- 11.1 Tom Roy (1975)
- 10.7 Bob McDonald (1961)
- 10.4 Bob Everett (1955)
- 10.1 Tony Massenburg (1990)
- 10.0 Tom McMillen (1974)

Assists

- 213 Terrell Stokes (1999)
- 175 Kevin McLinton (1993)
- 135 Greg Nared (1989)
- 135 Mickey Wiles (1970)
- 124 Dutch Morley (1982)
- 121 Bob Bodell (1973)
- 120 Ernest Graham (1981)
- 118 Duane Simpkins (1996)

Steals

- 110 Johnny Rhodes (1996)
- 68 Laron Profit (1999)
- 67 Terrell Stokes (1999)
- 64 Keith Booth (1997)
- 60 Walt Williams (1992)
- 67 Evers Burns (1993)
- 46 Kevin McLinton (1993)
- 46 Greg Nared (1989)

Blocked Shots

- 143 Cedric Lewis (1991)
- 79 Terence Morris (2001)
- 58 Larry Gibson (1979)
- 55 Derrick Lewis (1988)
- 42 Ben Coleman (1984)
- 37 Tony Massenburg (1990)
- 36 Chris Kerwin (1993)
- 35 Obinna Ekezie (1999)

Field Goals Made

- 270 Adrian Branch (1985)
- 267 Len Bias (1986)
- 256 Walt Williams (1992)
- 233 John Lucas (1976)
- 232 Albert King (1981)
- 214 Tom McMillen (1974)
- 211 Evers Burns (1993)
- 206 Tony Massenburg (1990)

Field Goals Attempted

- 542 Walt Williams (1992)
- 529 Adrian Branch (1985)
- 491 Len Bias (1986)
- 469 Gene Shue (1954)
- 462 Albert King (1981)
- 456 John Lucas (1976)
- 437 Keith Booth (1997)
- 417 Evers Burns (1993)

3-Point Field Goals Made

- 89 Walt Williams (1992)
- 60 Sarunas Jasikevicius (1998)
- 56 Keith Gatlin (1988)
- 48 Matt Roe (1991)
- 45 Duane Simpkins (1996)
- 42 Johnny Rhodes (1996)
- 34 Mario Lucas (1996)
- 34 John Johnson (1989)

3-Point Field Goals Att.

- 240 Walt Williams (1992)
- 156 Matt Roe (1991)
- 151 Sarunas Jasikevicius (1998)
- 135 Johnny Rhodes (1996)
- 113 Keith Gatlin (1988)
- 100 Duane Simpkins (1996)
- 99 Mario Lucas (1996)
- 99 Greg Nared (1989)

Free Throws Made

- 213 Keith Booth (1997)
- 209 Len Bias (1986)
- 175 Walt Williams (1992)
- 174 Bob Kessler (1956)
- 145 Tony Massenburg (1990)
- 143 Jerry Greenspan (1963)
- 131 Adrian Branch (1985)
- 125 Bob Everett (1955)
- 125 Kevin McLinton (1993)

Free Throw Attempts



- 297 Keith Booth (1997)
- 263 Bob Kessler (1956)
- 242 Len Bias (1986)
- 231 Walt Williams (1992)
- 201 Tony Massenburg (1990)
- 191 Jerry Greenspan (1963)
- 182 Bob Everett (1955)
- 172 Adrian Branch (1985)

TERPNOTE: Juan Dixon and Lonny Baxter scored the highest-scoring junior duo in Maryland history last season. They combined for 1,215 points.



EIGHT CONSECUTIVE NCAA TOURNAMENTS • 2001 FINAL FOUR

STATISTICAL LEADERS



Scoring

Year	Leader	Pts.-Avg.
1950-51	Lee Brawley	404-15.0
1951-52	not available	—
1952-53	Gene Shue	508-22.1
1953-54	Gene Shue	654-21.8
1954-55	Bob Kessler	487-20.3
1955-56	Bob Kessler	490-20.4
1956-57	Bob O'Brien	342-13.2
1957-58	Charles McNeil	311-14.8
1958-59	Charles McNeil	311-14.8
1959-60	Al Bunge	383-16.6
1960-61	Bob McDonald	347-13.4
1961-62	Jerry Greenspan	380-15.2
1962-63	Jerry Greenspan	365-17.4
1963-64	George Suder	327-13.0
1964-65	Jay McMillen	512-19.7
1965-66	Gary Ward	430-17.2
1966-67	Jay McMillen	392-16.3
1967-68	Pete Johnson	360-15.0
1968-69	Will Hetzel	605-23.3
1969-70	Rod Horst	428-16.5
1970-71	Howard White	389-15.6
1971-72	Jim O'Brien	342-16.3
1972-73	Tom McMillen	667-20.8
1973-74	Tom McMillen	616-21.2
1974-75	John Lucas	564-20.1
1974-75	John Lucas	469-19.5
1975-76	John Lucas	557-19.9
1976-77	Lawrence Boston	338-13.0
	Steve Sheppard	309-16.2
	Lawrence Boston	423-15.5
1977-78	Ernest Graham	499-16.6
1979-80	Albert King	674-21.7
1980-81	Albert King	559-18.0
1981-82	Adrian Branch	442-15.2
1982-83	Adrian Branch	541-18.7
1983-84	Ben Coleman	491-15.3
1984-85	Len Bias	701-18.9
1985-86	Len Bias	743-23.2
1986-87	Derrick Lewis	510-19.6
1987-88	Derrick Lewis	466-15.0
1988-89	Tony Massenburg	481-16.6
1989-90	Jerrold Mustaf	609-18.5
1990-91	Matt Roe	498-17.8
	Walt Williams	318-18.7
1991-92	Walt Williams	776-26.8
1992-93	Evers Burns	518-18.5
1993-94	Joe Smith	582-19.4
1994-95	Joe Smith	708-20.8
1995-96	Johnny Rhodes	502-16.7
1996-97	Keith Booth	624-19.5
1997-98	Laron Profit	506-15.8
1998-99	Steve Francis	579-17.0
1999-00	Juan Dixon	630-18.0
2000-01	Juan Dixon	654-18.2


Rebounding


Year	Player	Pts.-Avg.
1955-56	Bob Kessler	195-56
1956-57	Jim Halleck	195-57
1957-58	Al Bunge	265-9.1
1958-59	Al Bunge	241-10.5
1959-60	Al Bunge	289-12.6
1960-61	Bob McDonald	279-10.7
1961-62	Jerry Greenspan	235-9.4
1962-63	Jerry Greenspan	184-8.8
1963-64	Rick Wise	185-7.1
	Gary Ward	103-7.4
1964-65	Gary Ward	271-10.4
1965-66	Gary Ward	241-9.6
1966-67	Jay McMillen	195-8.1
1967-68	Jay McMillen	195-8.1
1968-69	Will Hetzel	318-12.2
1969-70	Rod Horst	258-9.9
1970-71	Barry Yates	224-8.6
1971-72	Len Elmore	351-11.0
1972-73	Len Elmore	290-11.2
1973-74	Len Elmore	412-14.7
1974-75	Tom Roy	321-11.1
1975-76	Lawrence Boston	249-8.9
	Larry Gibson	157-9.8
1976-77	Larry Gibson	228-8.4
1977-78	Larry Gibson	253-9.0
1978-79	Buck Williams	323-10.8
1979-80	Buck Williams	242-10.1
1980-81	Buck Williams	363-11.7
1981-82	Herman Veal	213-7.3
1982-83	Ben Coleman	242-8.1
1983-84	Ben Coleman	269-8.4
1984-85	Len Bias	251-6.8
1985-86	Len Bias	224-7.0
1986-87	Derrick Lewis	248-9.5
1987-88	Derrick Lewis	237-7.6
1988-89	Tony Massenburg	226-7.8
1989-90	Tony Massenburg	314-10.1
1990-91	Cedric Lewis	233-8.3
1991-92	Evers Burns	206-7.1
1992-93	Evers Burns	249-8.9
1993-94	Joe Smith	321-10.7
1994-95	Joe Smith	362-10.7
1995-96	Keith Booth	233-7.8
1996-97	Keith Booth	253-7.9
1997-98	Rodney Elliott	236-7.4
1998-99	Terence Morris	242-7.1
1999-00	Lonny Baxter	308-8.8
2000-01	Lonny Baxter	286-7.9

Field Goal Pct.




Rbs.-Avg.	(150 attempts minimum)	Year	Leader	FG Pct
336-14.0		1950-51	Dick Koffenberger	.480
195-7.5		1951-52	not available	—
265-9.1		1952-53	Gene Shue	.469
241-10.5		1953-54	Gene Shue	.506
289-12.6		1954-55	not available	—
279-10.7		1955-56	Bob O'Brien	.421
235-9.4		1956-57	John Nacinck	.470
184-8.8		1957-58	Nick Davis	.463
185-7.1		1958-59	Charles McNeil	.443
103-7.4		1959-60	Paul Jelus	.470
271-10.4		1960-61	Bob McDonald	.453
241-9.6		1961-62	Bruce Kelleher	.437
195-8.1		1962-63	Connie Carpenter	.447
195-8.1		1963-64	Jackie Clark	.480
318-12.2		1964-65	Jay McMillen	.486
258-9.9		1965-66	Gary Ward	.463
224-8.6		1966-67	Rich Drescher	.445
351-11.0		1967-68	Will Hetzel	.423
290-11.2		1968-69	Rod Horst	.480
412-14.7		1969-70	Rod Horst	.532
321-11.1		1970-71	Charles Blank	.473
249-8.9		1971-72	Tom McMillen	.549
157-9.8		1972-73	Tom McMillen	.585
228-8.4		1973-74	Maurice Howard	.553
253-9.0		1974-75	Tom Roy	.606
323-10.8		1975-76	Maurice Howard	.553
242-10.1		1976-77	Lawrence Boston	.597
363-11.7		1977-78	Lawrence Boston	.580
213-7.3		1978-79	Buck Williams	.583
242-8.1		1979-80	Greg Manning	.643
269-8.4		1980-81	Buck Williams	.647
251-6.8		1981-82	Charles Pittman	.611
224-7.0		1982-83	Ben Coleman	.571
248-9.5		1983-84	Ben Coleman	.608
237-7.6		1984-85	Len Bias	.530
226-7.8		1985-86	Tom Jones	.551
314-10.1		1986-87	Derrick Lewis	.602
233-8.3		1987-88	Brian Williams	.600
206-7.1		1988-89	Tony Massenburg	.550
249-8.9		1989-90	Jerrold Mustaf	.529
321-10.7		1990-91	Garfield Smith	.527
362-10.7		1991-92	Evers Burns	.516
233-7.8		1992-93	Evers Burns	.506
253-7.9		1993-94	Joe Smith	.522
321-10.7		1994-95	Joe Smith	.578
236-7.4		1995-96	Johnny Rhodes	.478
242-7.1		1996-97	Obinna Ekezie	.550
308-8.8		1997-98	Terence Morris	.523
286-7.9		1998-99	Terence Morris	.551
		1999-00	Lonny Baxter	.533
		2000-01	Lonny Baxter	.566

TERMS NOTE: Juan Dixon is bidding to join John Lucas as the only Terps ever to lead Maryland in scoring for three straight seasons.





EIGHT CONSECUTIVE NCAA TOURNAMENTS • 2001 FINAL FOUR



Free Throw Pct.

Year	Leader	FT. Pct
1950-51	Dick Koffenberger	.772
1951-52	not available	---
1952-53	Gene Shue	.700
1953-54	Gene Shue	.789
1954-55	not available	---
1955-56	Bob O'Brien	.767
1956-57	Jim Halleck	.764
1957-58	Charles McNeil	.762
1958-59	Jerry Bechte	.783
1959-60	Paul Jelus	.842
1960-61	Bob McDonald	.873
1961-62	Bruce Kelleher	.816
1962-63	Jerry Greenspan	.749
1963-64	Neil Brayton	.803
1964-65	Gary Ward	.818
1965-66	Jay McMillen	.792
1966-67	Jay McMillen	.787
1967-68	Pete Johnson	.721
1968-69	Will Hetzel	.813
1969-70	Will Hetzel	.781
1970-71	Jim O'Brien	.784
1971-72	Tom McMillen	.817
1972-73	Jim O'Brien	.844
1973-74	Maurice Howard	.786
1974-75	John Lucas	.836
1975-76	Maurice Howard	.828
1976-77	Brad Davis	.784
1977-78	Jo Jo Hunter	.863
1978-79	Greg Manning	.857
1979-80	Greg Manning	.908
1980-81	Greg Manning	.821
1981-82	Herman Veal	.780
1982-83	Herman Veal	.762
1983-84	Len Bias	.767
1984-85	Keith Gatlin	.862
1985-86	Len Bias	.864
1986-87	John Johnson	.790
1987-88	Rudy Archer	.770
1988-89	John Johnson	.790
1989-90	Walt Williams	.776
1990-91	Walt Williams	.837
1991-92	Kevin McLinton	.781
1992-93	Kevin McLinton	.822
1993-94	Duane Simpkins	.784
1994-95	Duane Simpkins	.841
1995-96	Duane Simpkins	.845
1996-97	Sarunas Jasikevicius	.742
1997-98	Sarunas Jasikevicius	.759
1998-99	Juan Dixon	.830
1999-00	Juan Dixon	.790
2000-01	Juan Dixon	.865

Assists


Year	Leader	Assists
1969-70	Mickey Wiles	772
1970-71	Jim O'Brien	770
1971-72	Howard White	700
1972-73	John Lucas	789
1973-74	John Lucas	789
1974-75	Brad Davis	767
1975-76	Brad Davis	764
1976-77	Brad Davis	762
1977-78	Greg Manning	783
1978-79	Dutch Morley	842
1979-80	Ernest Graham	873
1980-81	Ernest Graham	816
1981-82	Dutch Morley	749
1982-83	Jeff Adkins	803
1983-84	Keith Gatlin	818
1984-85	Keith Gatlin	792
1985-86	Keith Gatlin	787
1986-87	Teyon McCoy	721
1987-88	Rudy Archer	813
1988-89	Greg Nared	781
1989-90	Walt Williams	784
1990-91	Kevin McLinton	817
1991-92	Kevin McLinton	844
1992-93	Kevin McLinton	786
1993-94	Duane Simpkins	836
1994-95	Duane Simpkins	828
1995-96	Duane Simpkins	828
1996-97	Terrell Stokes	784
1997-98	Terrell Stokes	863
1998-99	Terrell Stokes	857
1999-00	Steve Blake	908
2000-01	Steve Blake	821

Blocked Shots

Year	Leader	Blocked Shots
1976-77	Larry Gibson	67-2.5
1977-78	Larry Gibson	57-2.0
1978-79	Larry Gibson	58-1.9
1979-80	Taylor Baldwin	35-1.1
1980-81	Buck Williams	29-0.9
1981-82	Charles Pittman	31-1.3
1982-83	Ben Coleman	33-1.1
1983-84	Ben Coleman	42-1.3
1984-85	Derrick Lewis	99-2.7
1985-86	Derrick Lewis	71-2.2
1986-87	Derrick Lewis	114-4.4
1987-88	Derrick Lewis	55-1.8
1988-89	Cedric Lewis	36-1.3
1989-90	Cedric Lewis	49-1.5
1990-91	Cedric Lewis	143-5.1
1991-92	Chris Kerwin	31-1.1
1992-93	Chris Kerwin	30-1.1
1993-94	Joe Smith	93-3.1
1994-95	Joe Smith	97-2.9
1995-96	Keith Booth	23-0.8
1996-97	Obinna Ekezie	33-1.1
1997-98	Obinna Ekezie	37-1.2
1998-99	Terence Morris	77-2.3
1999-00	Lonny Baxter	79-2.3
2000-01	Terence Morris	79-2.2

Steals

Year	Leader	Stl.-Avg.
1976-77	Steve Sheppard	27-1.4
1977-78	Jo Jo Hunter	26-1.0
1978-79	Dutch Morley	43-1.4
1979-80	Dutch Morley	64-2.1
1980-81	Ernest Graham	42-1.4
1981-82	Dutch Morley	33-1.1
1982-83	Jeff Adkins	23-0.8
1983-84	Adrian Branch	29-1.0
1984-85	Adrian Branch	45-1.2
1985-86	Derrick Lewis	37-1.1
1986-87	Derrick Lewis	38-1.5
1987-88	Derrick Lewis	45-1.5
1988-89	Greg Nared	46-1.6
1989-90	Walt Williams	67-1.7
1990-91	Cedric Lewis	42-1.5
1991-92	Walt Williams	60-2.1
1992-93	Johnny Rhodes	71-2.5
1993-94	Johnny Rhodes	78-2.3
1994-95	Johnny Rhodes	85-2.5
1995-96	Johnny Rhodes	110-3.7
1996-97	Keith Booth	64-2.0
1997-98	Laron Profit	87-2.7
1998-99	Steve Francis	95-2.8
1999-00	Juan Dixon	96-2.7
2000-01	Juan Dixon	95-2.6



TERP NOTE: Steve Blake is hoping to join Brad Davis, Keith Gatlin, Duane Simpkins and Terrell Stokes as Maryland point guards to lead the club in assists for three consecutive seasons.



EIGHT CONSECUTIVE NCAA TOURNAMENTS • 2001 FINAL FOUR

TEAM RECORDS

All seasons are reflected by a single year (i.e., 1950-51 is indicated as 1951). Statistical records except for wins and losses are since 1951, except for the following: three-point records are since 1987; assists records are since 1970; blocks and steals records are since 1977.

Single Season

Most Games Played

37 in 1985 (25 wins, 12 losses)
36 in 2001 (25 wins, 11 losses)
35 in 2000 (25 wins, 10 losses)

Highest Win Percentage

.844 (27-5), 1972
.828 (24-5), 1975
.824 (28-6), 1999
.824 (14-3), 1926
.821 (23-5), 1974

Lowest Win Percentage

.000 (0-16), 1914
.000 (0-2), 1905
.045 (1-21), 1941
.125 (2-14), 1945
.167 (1-5), 1919

Highest Home Court Win Pct.

1.000 (16-0), 1995
1.000 (16-0), 1980
1.000 (14-0), 1972
1.000 (11-0), 1928
.938 (15-1), 2000
.929 (13-1), 1999

Most Wins

28 in 1999
27 in 1972
26 in 1995
25 in 2001
25 in 2000
25 in 1985

Most Losses

21 in 1941
20 in 1989
18 in 1969
18 in 1950
18 in 1949

Most Consecutive Wins

14 (began vs. Washington & Lee on Jan. 15, 1932; ended by No. Carolina on Feb. 19, 1932)
11 (began vs. Howard on Nov. 26, 1996; ended by Georgia on Dec. 30, 1996)
11 (began vs. E. Carolina on Nov. 29, 1975; ended by Wake Forest on Jan. 10, 1976)
11 (began vs. Duke on Feb. 2, 1973; ended by NC State on March 9, 1973)
10 (began vs. Michigan on Dec. 2, 2000; ended by No. Carolina on Jan. 10, 2001)
10 (began vs. W. Carolina on Nov. 14, 1998; ended by Kentucky on Dec. 12, 1998)
10 (began vs. Alaska-Anchorage on Nov. 24, 1984; ended by Ga. Tech on Dec. 28, 1984)

10 (began vs. Ball St. on Nov. 30, 1976; ended by Wake Forest on Jan. 8, 1977)
10 (began vs. Brown on Nov. 29, 1972; ended by NC State on Jan. 14, 1973)

Most Consecutive Losses

22 (began vs. Duke on March 1, 1940; ended vs. Washington College on Feb. 22, 1941)

Most Consecutive ACC Wins

Overall: 11 (began vs. Duke on Feb. 2, 1974; ended by Clemson on Jan. 22, 1975)
Season: 9 (began vs. Wake Forest on Jan. 19, 2000; ended by Virginia on March 3, 2000)

Most Consecutive Home Wins

Overall: 24 (began vs. UMES on Nov. 30, 1979; ended vs. Virginia on Jan. 14, 1981)
Season: 16 (twice, all of 1980 and 1995)

Most Consecutive Non-League Home Wins

77 (began vs. Alcorn St. on Dec. 30, 1989; still current entering the 2001-02 season)

Most Home Games Without Consecutive Losses

116 (began Feb. 24, 1993 vs. NC State; still current entering the 2001-02 season)

Most Overtime Games

4 in 1998
4 in 1965

Most Overtime Periods

7 in 1984

Most 100-Point Games

8 in 1975
8 in 1974

Most Consecutive 100-Point Games

4 in 2001 (123 vs. Norfolk State, 117 vs. Chicago State, 105 vs. Md.-Eastern Shore, 104 at Clemson)

Most Points Scored

3,067 in 2001 (36 games)
2,946 in 1995 (34 games)
2,873 in 1999 (34 games)
2,747 in 1990 (33 games)
2,683 in 2000 (35 games)

Highest Average Points Per Game

89.9 in 1975 (2,607 in 29 games)
88.2 in 1976 (2,469 in 28 games)
87.1 in 1973 (2,613 in 30 games)
86.7 in 1995 (2,946 in 34 games)
85.7 in 1974 (2,400 in 28 games)

Highest Average Scoring Margin

18.1 points in 1999 (84.5-66.4)
16.7 points in 1974 (85.7-69.0)
15.3 points in 1975 (89.9-74.6)
13.9 points in 1976 (88.2-74.3)
12.9 points in 1973 (87.1-74.2)

Most Points Allowed

2,605 in 2001 (36 games)
2,563 in 1990 (33 games)
2,514 in 1995 (34 games)

Highest Scoring Average Allowed Per Game

84.1 in 1969 (2,188 in 26 games)
79.53 in 1978 (2,227 in 28 games)
79.50 in 1993 (2,226 in 28 games)

Lowest Scoring Average Allowed Per Game

46.5 in 1952 (1,116 in 22 games)
52.6 in 1951 (1,420 in 27 games)
54.3 in 1953 (1,256 in 23 games)

Most Field Goals Made

1,120 in 2001 (36 games)
1,089 in 1973 (30 games)
1,049 in 1974 (28 games)
1,044 in 1999 (34 games)
1,038 in 1985 (37 games)

Most Field Goals Attempted

2,313 in 2001 (36 games)
2,151 in 2000 (35 games)
2,108 in 1999 (34 games)
2,094 in 1973 (30 games)
2,080 in 1995 (34 games)

Highest Field Goal Pct.

.551 in 1980 (985 of 1,789)
.547 in 1975 (1,049 of 1,918)
.539 in 1984 (941 of 1,745)
.537 in 1976 (996 of 1,854)
.532 in 1981 (943 of 1,774)

Most Free Throws Made

697 in 1995 (34 games)
633 in 1990 (33 games)
622 in 2001 (36 games)
616 in 1997 (32 games)
601 in 1999 (34 games)

Most Free Throws Attempted

987 in 1995 (34 games)
904 in 1997 (32 games)
894 in 2001 (36 games)
893 in 1990 (33 games)
858 in 1958 (29 games)

Highest Free Throw Pct.

.758 in 1976 (477 of 629)
.757 in 1975 (509 of 672)
.751 in 1982 (476 of 634)
.747 in 1960 (399 of 534)
.7460 in 1974 (376 of 500)
.7455 in 1972 (586 of 786)

Most 3-Point Field Goals Made

205 in 2001 (36 games)
195 in 2000 (35 games)
195 in 1988 (31 games)
185 in 1996 (30 games)
184 in 1999 (35 games)

Most 3-Point Field Goals Attempted

553 in 2000 (35 games)
544 in 1996 (30 games)
540 in 2001 (36 games)
508 in 1995 (34 games)
504 in 1999 (34 games)

Highest 3-Point Field Goal Pct.

.461 in 1987 (122 of 290)
.430 in 1988 (195 of 451)
.396 in 1990 (100 of 278)
.380 in 2001 (205 of 540)
.365 in 1999 (184 of 504)

Most Rebounds

1,478 in 2001 (36 games)
1,388 in 1972 (32 games)
1,368 in 1974 (28 games)
1,367 in 1995 (34 games)
1,361 in 1973 (30 games)

Highest Average Rebounds Per Game

49.1 in 1955 (1,178 in 24 games)
48.9 in 1974 (1,368 in 28 games)
48.3 in 1956 (1,158 in 24 games)
45.4 in 1973 (1,361 in 30 games)
45.2 in 1970 (1,174 in 26 games)

Most Assists

692 in 2001 (36 games)
674 in 1999 (34 games)
667 in 2000 (35 games)
641 in 1995 (34 games)
602 in 1998 (32 games)

Highest Average Assists Per Game

19.8 in 1999 (674 in 34 games)
19.2 in 2001 (692 in 35 games)
19.1 in 2000 (667 in 36 games)
18.9 in 1995 (641 in 34 games)
18.8 in 1998 (602 in 32 games)

Most Blocked Shots

235 in 2000 (35 games)
213 in 2001 (36 games)
202 in 1999 (34 games)
185 in 1991 (28 games)
181 in 1985 (37 games)


Most Steals

431 in 1999 (34 games)
355 in 2000 (35 games)
329 in 1996 (30 games)
322 in 2001 (36 games)
303 in 1994 (30 games)

Most Personal Fouls

713 in 2001 (36 games)
704 in 1990 (33 games)
672 in 1999 (34 games)

FOOTNOTE: Maryland clubs of 1972 (14-0), 1980 (16-0) and 1995 (16-0) all went through their entire seasons unscathed on the home hardwood.





EIGHT CONSECUTIVE NCAA TOURNAMENTS • 2001 FINAL FOUR

TEAM RECORDS

Single Game

Most Points Scored

138 vs. Morgan State (138-72), 12-23-94
 132 vs. North Texas (132-57), 12-23-98
 130 vs. East Carolina (130-106), 12-7-77
 128 vs. Canisius (128-103), 12-23-78
 127 vs. East Carolina (127-84), 11-29-75
 127 vs. Brown (127-82), 12-1-72

Most Points Scored In A Half

85 vs. Morgan State, 12-23-94

Largest Margin of Victory

75 vs. North Texas (132-57), 12-23-98
 67 vs. Western Carolina (113-46), 11-14-98
 66 vs. Morgan State (138-72), 12-23-94
 66 vs. Md.-Eastern Shore (117-51), 2-27-87
 64 vs. DePaw (113-49), 12-12-74

Most Points Scored In A Loss

111 vs. Duke (111-114), 2-10-90
 100 vs. NC State (100-103), 3-9-74

Most Points Scored By An Opponent

114 at NC State (91-114), 2-27-91
 114 vs. Duke (111-114), 2-10-90
 110 vs. NC State (124-110), 12-20-78
 108 vs. NC State (109-108), 3-1-78
 107 at North Carolina (87-107), 2-1-69

Fewest Points Scored

28 vs. NC State (28-40), 3-5-82
 31 vs. South Carolina (31-30), 1-9-71
 36 at West Virginia (36-39), 12-15-51
 37 at NC State (37-53), 2-14-59
 38 vs. NC State (38-52), 2-24-82
 40 at Virginia (40-45), 1-12-82
 40 at Duke (40-36), 1-9-82
 40 vs. Duke (40-49), 2-16-51

Largest Margin of Defeat

39 vs. Wake Forest (41-80), 2-28-63
 36 vs. North Carolina (66-102), 3-12-93
 35 vs. UCLA (70-105), 3-18-00
 35 vs. Indiana (64-99), 3-14-81
 35 vs. North Carolina (70-105), 1-30-71

Fewest Points Scored By An Opponent

25 vs. Washington & Lee (51-25), 2-4-54
 30 vs. South Carolina (31-30), 1-9-71
 31 vs. UMBC (67-31), 12-4-96
 31 vs. Duke (64-31), 1-7-59
 32 vs. AU-Puerto Rico (82-32), 11-26-98
 32 vs. Santa Clara (53-32), 12-22-73
 33 vs. Boston College (58-37), 12-30-73
 33 vs. Richmond (42-33), 2-21-51

36 vs. UNC Wilmington (74-36), 12-27-97
 36 at Duke (40-36), 1-9-82

Most Points Scored By Both Teams

236 vs. East Carolina (130-106), 12-7-77
 234 vs. NC State (124-110), 12-20-78
 231 vs. Canisius (128-103), 12-23-78
 225 vs. Duke (111-114), 2-10-90
 217 vs. NC State (109-108), 3-1-78

Most Field Goals Made

55 vs. Canisius, 12-23-78
 55 vs. Brown, 11-29-72
 52 vs. East Carolina, 12-7-77
 51 vs. Boston U., 12-8-75
 51 vs. Virginia, 3-2-74

Fewest Field Goals Made

6 vs. Seton Hall, 12-30-41

Most Field Goal Attempts

99 vs. Canisius, 12-23-78
 97 vs. East Carolina, 12-7-77
 93 vs. Long Island, 1-23-73
 93 vs. George Washington, 12-4-71
 93 vs. Miami-Ohio, 12-29-70

Fewest Field Goal Attempts

18 vs. South Carolina, 1-9-71

Highest Field Goal Percentage

.833 vs. South Carolina (15-18), 1-9-71
 .739 vs. Wake Forest (34-46), 1-28-86
 .732 vs. NC State (30-41), 12-20-80
 .704 vs. Miami-Ohio (50-71), 12-28-79
 .667 vs. Western Carolina (46-69), 11-14-98
 .631 vs. UMES (41-65), 2-17-86

Most Free Throws Made

41 vs. Morgan State, 12-23-94
 40 vs. North Carolina, 3-8-58
 35 vs. Lafayette, 12-23-96
 35 vs. Oklahoma, 1-12-93
 35 vs. North Carolina, 1-10-90

Most Free Throws Attempted

67 vs. Morgan State, 12-23-94
 57 vs. North Carolina, 1-3-53
 52 vs. Oklahoma, 1-12-93
 50 vs. Lafayette, 12-23-97
 47 vs. Bucknell, 12-22-76

Fewest Free Throws Attempted

0 several times (last vs. Georgia Tech, 2-6-93)

Highest Free Throw Percentage

1.000 vs. Holy Cross (19-19), 1-21-85
 .966 vs. Duke (28-29), 2-7-76
 .950 vs. Duke (19-20), 2-2-80

.938 vs. North Carolina (15-16), 2-7-95
 .932 vs. North Carolina (28-31), 1-27-73

Lowest Free Throw Percentage

.000 vs. Wake Forest (0-1), 2-28-73

Most 3-Point Field Goals Made

11 vs. Georgia Tech, 1-3-96
 11 vs. American, 12-23-95
 11 vs. American, 12-30-94

Most 3-Point Field Goals Attempted

31 vs. Clemson, 1-22-00

Most Rebounds

74 vs. Penn State, 12-2-64
 68 vs. Chicago State, 12-2-96
 67 vs. East Carolina, 12-7-77
 65 vs. Bucknell, 12-22-76
 64 vs. North Texas, 12-23-98

Most Assists

37 vs. Chicago State, 12-27-00
 37 vs. North Texas, 12-23-98
 36 vs. Brown, 11-29-72
 35 vs. Brown, 12-1-71
 34 vs. Morgan State, 12-23-94

Most Blocked Shots

17 vs. UMES, 2-27-87
 17 vs. Georgia Tech, 12-10-75
 16 vs. UMES, 12-1-88
 14 vs. Tulane, 11-19-99
 14 vs. North Carolina, 2-13-99
 14 vs. South Carolina, 11-14-97
 14 vs. James Madison, 1-28-87

Most Steals

24 vs. Pittsburgh, 11-28-98
 22 vs. UCLA, 11-26-98
 22 vs. UNC Asheville, 12-22-97
 21 at AU-Puerto Rico, 11-26-98
 20 vs. South Carolina State, 12-27-98

Most Personal Fouls


44 vs. William & Mary, 2-16-52

Fewest Personal Fouls

7 vs. Buffalo, 1-25-72

Most Overtime Periods

3 vs. Clemson on Feb. 18, 1984 (W, 66-65)
 3 vs. Rhode Island on March 7, 1979 (W, 67-65)
 3 vs. NC State on March 1, 1978 (W, 109-108)
 3 vs. NC State on Feb. 15, 1958 (L, 69-64)
 3 vs. Memphis State on Dec. 30, 1957 (L, 47-46)



Johnny Rhodes helped the Terps to a record 138 points in Dec. 23, 1994.



Terrell Stokes helped Maryland to single-game marks in assists and steals in early 1998-99.



Derrick Lewis and the Terps blocked a record 17 shots on Feb. 27, 1987.

TERP NOTE: The Terps shot 62.3 percent from the floor against Virginia last season at Cole, but it wasn't enough to crack the top field goal percentage games in Maryland history.



EIGHT CONSECUTIVE NCAA TOURNAMENTS • 2001 FINAL FOUR

MARGIN OF VICTORY

Largest Margin of Victory

Rk.	Marg.	Opponent	Score
1.	+75	North Texas (12-23-98)	132-57
2.	+67	Western Carolina (11-14-98)	113-46
3.	+66	Morgan State (12-23-94)	138-72
	+66	Md.-Eastern Shore (2-27-87)	117-51
5.	+64	DePauw (12-12-74)	113-49
6.	+63	Delaware State (11-17-96)	118-55
7.	+62	Chicago State (12-27-00)	117-55
8.	+60	Colgate (12-8-94)	113-53
9.	+59	Fairleigh Dickinson (11-22-99)	104-45
10.	+58	UNC-Asheville (12-22-97)	110-52
11.	+57	DePauw (12-3-75)	99-42
12.	+55	Md.-Eastern Shore (11-26-91)	115-60
13.	+53	Towson State (2-21-85)	91-38
	+52	Md.-Eastern Shore (12-30-00)	105-53
15.	+52	Coastal Carolina (1-2-00)	100-48
	+52	Md.-Baltimore County (2-22-90)	113-61
17.	+51	Cornell (11-27-93)	92-41

Rk.	Marg.	Opponent	Score
18.	+50	at AU Puerto Rico (11-26-98)	82-32
	+50	Chicago State (12-2-96)	94-44
	+50	Md.-Eastern Shore (2-25-88)	101-51
21.	+49	Eastern Kentucky (12-5-73)	106-57
22.	+48	Stony Brook (12-6-00)	107-59
23.	+47	Florida International (11-25-97)	117-70
	+47	Towson State (12-12-94)	120-73
25.	+46	Appalachian State (1-2-75)	96-50
26.	+45	Brown (11-29-72)	127-82
27.	+44	Norfolk State (12-23-00)	123-79
	+44	Md.-Eastern Shore (12-1-88)	97-53
29.	+43	Johns Hopkins (11-26-83)	108-65
	+43	East Carolina (11-29-75)	127-84
31.	+41	Lafayette (12-23-96)	108-67
32.	+40	Howard (1-2-93)	109-69
	+40	Morgan State (12-26-92)	103-63
	+40	Boston University (12-8-75)	122-82
	+40	South Carolina (3-1-58)	99-59
	+40	at Clemson (12-4-53)	81-41

Largest Margin of Defeat

Rk.	Marg.	Opponent	Score
1.	-63	at Army (3-1-44)	22-85
2.	-53	at Bainbridge Navy (1-24-44)	25-78
3.	-44	at Seton Hall (12-30-41)	15-59
4.	-39	vs. Wake Forest (2-28-63)	41-80
5.	-38	at West Virginia (12-14-46)	43-81
	-38	at Navy (1-28-33)	21-59
7.	-37	at Cincinnati (2-2-49)	33-70
	-37	vs. South Carolina (2-24-33)	28-65
9.	-36	vs. North Carolina (3-12-93)	66-102
10.	-35	vs. UCLA (3-18-00)	70-105
	-35	vs. Indiana (3-14-81)	64-99
	-35	at North Carolina (1-30-71)	70-105

OVERTIME GAMES

All-Time In OT: 41-43

By Decades

1950s: 6-11
1960s: 7-10
1970s: 10-6
1980s: 10-5
1990s: 6-8
2000s: 0-3

By Site

Home: 19-17
Cole Field House: 17-16
Away: 16-14
Neutral Sites: 6-12

By Tournament

ACC Tournament: 4-6
NCAA Tournament: 1-0

Overtime games are incomplete prior to 1953.


Date	OT	Opponent	Result
Jan. 27, 2001		Duke	L 96-98
Nov. 29, 2000		vs. Wisconsin ¹⁵	L 75-78
March 4, 2000		at Virginia	L 87-89
Dec. 7, 1999		Winthrop	W 76-65
Jan. 24, 1999		at Clemson	W 81-79
March 7, 1998		vs. North Carolina ⁵	L 73-83
Jan. 14, 1998		North Carolina	W 89-83
Dec. 4, 1997		at Clemson	L 65-78
Nov. 14, 1997		vs. South Carolina ¹⁴	L 72-76
Dec. 30, 1996		vs. Georgia ¹³	L 65-73
Jan. 20, 1996		NC State	W 77-74
Jan. 6, 1996		North Carolina	L 86-88
March 11, 1995		vs. North Carolina ⁵	L 92-97
Nov. 26, 1993		at Georgetown ¹³	W 84-83
Jan. 18, 1992		Florida State	L 83-91
March 2, 1991		at Virginia	W 78-74
Feb. 10, 1990		Duke	L 111-114
Jan. 17, 1989		Virginia	L 58-64
Feb. 20, 1986		at North Carolina	W 77-72
March 15, 1985		vs. Miami-OH ¹²	W 69-68
Jan. 14, 1985		Duke	W 78-76
Dec. 25, 1984		vs. Iowa ¹¹	W 78-68
Feb. 18, 1984	3OT	at Clemson	W 66-65
Feb. 8, 1984	2OT	at Wake Forest ¹⁰	L 87-90
Feb. 4, 1984	2OT	at Georgia Tech	L 70-71

Date	OT	Opponent	Result
March 11, 1983		vs. Georgia Tech ⁹	L 58-64
Dec. 23, 1982	2OT	UCLA	W 80-79
Feb. 27, 1982		Virginia	W 47-46
Jan. 12, 1982		at Virginia	L 40-45
Jan. 27, 1981		at Pittsburgh	W 69-66
Jan. 17, 1981		Clemson	W 68-62
Feb. 28, 1980		vs. Georgia Tech ⁵	W 51-49
March 7, 1979	3OT	Rhode Island ⁴	W 67-65
Jan. 10, 1979	2OT	at NC State	W 82-81
Dec. 29, 1978		St. Joseph's ⁷	W 62-56
March 1, 1978	3OT	vs. NC State ⁵	W 109-108
Feb. 16, 1978		at Pittsburgh	L 86-89
Feb. 5, 1977		at Duke	W 65-64
Jan. 8, 1977		Wake Forest	L 85-86
Nov. 27, 1976		Notre Dame	L 79-80
March 4, 1976		vs. Duke ⁶	W 80-78
Jan. 25, 1976		at North Carolina	L 93-95
March 9, 1974		vs. NC State ⁵	L 100-103
March 1, 1972		Wake Forest	W 64-56
Feb. 16, 1972		North Carolina	W 79-77
March 6, 1971		Virginia	W 89-84
Feb. 23, 1971		at Clemson	L 45-51
Jan. 9, 1971		South Carolina	W 31-30
Jan. 15, 1968	2OT	at Clemson	L 93-94
Dec. 22, 1967		vs. Southern Illinois ⁴	L 72-73
Jan. 14, 1967		Duke	L 69-72
Jan. 11, 1967		at West Virginia	W 82-81
Feb. 7, 1966		at Wake Forest	W 86-78
Jan. 15, 1966		at NC State	L 58-60
Jan. 14, 1965		at Wake Forest	W 93-85
Jan. 8, 1965	2OT	Clemson	W 67-65
Dec. 19, 1964		Kansas	L 61-63
Dec. 12, 1964		West Virginia	L 73-80
Jan. 6, 1964		South Carolina	L 69-73
Dec. 11, 1962		NC State	L 74-76
Dec. 12, 1961		NC State	L 68-73

Date	OT	Opponent	Result
Dec. 6, 1961	2OT	Georgetown	L 78-79
Feb. 25, 1961		Clemson	W 82-80
Feb. 26, 1960	2OT	Clemson	W 66-59
Feb. 20, 1960		George Washington	W 86-84
Feb. 10, 1959		George Washington	L 65-66
Dec. 15, 1958		at Kentucky	L 56-58
March 7, 1958		vs. Duke ²	W 71-65
Feb. 15, 1958	3OT	at NC State	L 64-69
Dec. 30, 1957	3OT	vs. Memphis State ³	L 46-47
Feb. 5, 1957	2OT	North Carolina	L 61-65
Jan. 21, 1956		at Georgetown	W 62-57
March 3, 1955		vs. Virginia ²	L 67-68
Feb. 25, 1955	2OT	at Georgetown	W 57-49
Dec. 10, 1954		Wake Forest	L 58-62
March 5, 1954		vs. Wake Forest ²	L 56-64
Feb. 13, 1954		at Navy	W 61-60
Jan. 9, 1954		at Georgetown	L 56-58
March 6, 1953		vs. Wake Forest ¹	L 59-61
Feb. 3, 1953	2OT	at George Washington	L 62-63
Jan. 8, 1953		at Richmond	W 63-60
Feb. 19, 1951		Clemson	W 54-50
Feb. 20, 1932		at Duke	W 20-18
Feb. 1927		Virginia	W 29-28

1-So. Conf. Tournament at Raleigh, N.C. (Reynolds Coliseum); 2-ACC Tournament at Raleigh, N.C. (Reynolds Coliseum); 3-Sugar Bowl Tournament at New Orleans, La. (Loyola Field House); 4-Sun Carnival Tournament at El Paso, Texas (Memorial Gymnasium); 5-ACC Tournament at Greensboro, N.C. (Greensboro Coliseum); 6-ACC Tournament at Landover, Md. (Capital Centre); 7-Maryland Invitational at College Park, Md. (Cole Field House); 8-National Invitation Tournament at College Park, Md. (Cole Field House); 9-ACC Tournament at Atlanta, Ga. (Omni); 10-at Greensboro, N.C. (Greensboro Coliseum); 11-Rain-bow Classic at Honolulu, Hawaii (Blaisdell Center); 12-NCAA Tournament at Dayton, Ohio (Dayton Arena); 13-at Landover, Md. (Capital Centre); 14-Black Coaches Assoc. Classic at Minneapolis, Minn. (Target Center); 15-ACC/Big Ten Challenge at Milwaukee, Wis. (Bradley Center)

NOTE: Within five games and 14 days between Feb. 4 and Feb. 18, 1984, Maryland combined to play seven overtime periods against Clemson, Wake Forest and Georgia Tech.





EIGHT CONSECUTIVE NCAA TOURNAMENTS • 2001 FINAL FOUR

100-POINT GAMES

Maryland's 100-Point Games

Total 100 Point Games: 95
Most in a Season:
 8 (1974-75; 1973-74)
Most Consecutive 100-Point Games:
 4 (2000-01)

2000-01 (6)

- 102-67 Virginia, 3-3-01
- 104-92 at Clemson, 1-2-01
- 105-53 UMES, 12-30-00
- 117-55 Chicago State, 12-27-00
- 123-79 Norfolk State, 12-23-00
- 107-59 Stony Brook, 12-6-00

1999-00 (2)

- 100-48 Coastal Carolina, 1-2-00
- 104-45 Fairleigh Dickinson, 11-22-99

1998-99 (4)

- 107-87 Florida State, 1-27-99
- 104-70 So. Carolina State, 12-27-98
- 132-57 North Texas, 12-23-98
- 113-46 Western Carolina, 11-14-98

1997-98 (4)

- 110-52 UNC-Asheville, 12-22-97
- 104-66 UMBC, 12-13-97
- 117-70 Fla. International, 11-25-97
- 102-74 Mt. St. Mary's, 11-22-97

1996-97 (2)

- 103-73 vs. Pennsylvania, 1-21-97
- 108-67 Lafayette, 12-23-96

1995-96 (3)

- 118-55 Delaware State, 1-17-96
- 104-66 Md.-Eastern Shore, 12-28-95
- 104-79 American, 12-23-95

1994-95 (5)

- 138-72 Morgan State, 12-23-94
- 120-73 Towson, 12-12-94
- 113-53 Colgate, 12-8-94
- 102-77 UMBC, 12-5-94
- 102-64 Bucknell, 12-3-94

1993-94 (2)

- 102-70 NC State, 1-22-94
- 109-71 vs. Towson, 12-23-93

1992-93 (3)

- 109-69 Howard, 1-2-93
- 103-63 Morgan State, 12-26-92
- 103-80 UMBC, 12-1-92

1991-92 (2)

- 101-91 West Virginia, 12-7-91
- 115-60 UMES 11-26-91

1990-91 (1)

- 104-100 NC State, 1-26-91

1989-90 (5)

- 113-61 UMBC, 2-22-90
- 111-114 Duke (OT), 2-10-90
- 110-91 Alcorn State, 12-30-89
- 104-86 vs. George Mason, 12-22-89
- 105-74 Augusta College, 11-27-89

1987-88 (1)

- 101-51 UMES, 2-25-88

1986-87 (1)

- 117-51 UMES, 2-27-87

1983-84 (3)

- 102-77 vs. West Virginia, 3-17-84
- 104-69 UMES, 12-14-83
- 108-65 Johns Hopkins, 11-26-83

1982-83 (2)

- 101-90 at Duke, 2-21-83
- 106-94 North Carolina, 2-16-83

1980-81 (2)

- 114-89 Marshall, 12-29-80
- 109-83 Fairleigh Dickinson, 12-10-80

1979-80 (3)

- 101-82 Duke, 2-2-80
- 115-76 Miami-OH, 12-28-79
- 113-79 Catholic, 12-10-79

1978-79 (3)

- 128-103 Canisius, 12-23-78
- 124-110 NC State, 12-20-78
- 107-97 Bucknell, 11-24-78

1977-78 (2)

- 109-108 vs. NC State (3OT), 3-1-78
- 130-106 East Carolina, 12-7-77

1976-77 (1)

- 106-72 Bucknell, 12-22-76

1975-76 (7)

- 105-91 Wake Forest, 2-25-76
- 102-91 Duke, 2-7-76
- 102-84 NC State, 1-28-76
- 111-88 Long Island, 1-3-76
- 104-69 Seton Hall, 12-29-75
- 122-82 Boston U., 12-8-75
- 127-84 East Carolina, 11-29-75

1974-75 (8)

- 104-87 E. Tennessee, 3-1-75
- 103-82 at Duquesne, 2-23-75
- 104-80 at Duke, 2-8-75
- 103-85 NC State, 1-16-75
- 105-67 Georgia Tech, 12-27-74

- 113-49 DePauw, 12-12-74

- 104-71 vs. Georgetown, 12-10-74
- 106-81 Richmond, 11-18-74

1973-74 (8)

- 100-103 vs. NC State (DT), 3-9-74
- 105-85 vs. North Carolina, 3-8-74
- 110-75 Virginia, 3-2-74
- 104-83 Duke, 2-2-74
- 112-73 Fordham, 1-17-84
- 102-75 Holy Cross, 12-29-73
- 115-83 Georgetown, 12-11-73
- 106-57 Eastern Kentucky, 12-5-73

1972-73 (4)

- 100-73 Long Island, 1-23-73
- 105-76 Wake Forest, 1-22-73
- 107-80 at Canisius, 12-9-72
- 127-82 Brown, 11-29-72

1971-72 (5)

- 100-69 Niagara, 3-25-72
- 103-67 Western Kentucky, 12-29-71
- 102-79 at Holy Cross, 12-22-71
- 117-96 at G. Washington, 12-4-71
- 100-83 at Brown, 12-1-71

1970-71 (2)

- 111-77 Miami, 12-29-70
- 109-70 Buffalo, 12-5-70

1969-70 (1)

- 103-85 Clemson, 2-23-70

1965-66 (2)

- 107-92 West Virginia, 2-12-66
- 107-81 at G. Washington, 1-27-66

1959-60 (1)

- 103-80 Yale, 1-4-60

Opponents' 100-Point Games

Total 100-Point Games: 31
Most in a Season: 5 (1990-91)
Most Consecutive 100-Point Games:
 2 (1992-93; 1978-79; 1977-78; 1969-70)

1999-00 (1)

- 70-105 vs. UCLA, 3-18-00

1998-99 (1)

- 91-103 at Kentucky, 12-12-98

1997-98 (1)

- 72-104 vs. Duke, 1-3-98

1995-96 (1)

- 78-100 at Florida State, 2-10-96

1994-95 (2)

- 91-100 at Georgia Tech, 2-4-95
- 90-100 at North Carolina, 1-9-95

1992-93 (3)

- 66-102 vs. North Carolina, 3-13-93
- 85-105 at Florida State, 1-13-93
- 73-101 at North Carolina, 1-9-93

1990-91 (5)

- 91-114 at NC State, 2-27-91
- 81-101 at Duke, 2-9-91
- 104-100 NC State, 1-26-91
- 73-105 at North Carolina, 1-9-91
- 85-100 vs. Boston College, 12-3-90

1989-90 (2)

- 84-104 vs. Duke, 3-9-90
- 111-114 Duke (OT), 2-10-90

1987-88 (1)

- 82-104 at Georgia Tech, 2-17-88

1978-79 (3)

- 79-102 vs. North Carolina, 3-2-79
- 128-103 Canisius, 12-23-78
- 124-110 NC State, 12-20-78

1977-78 (3)

- 109-108 vs. NC State (3OT), 3-1-78
- 90-101 at G. Washington, 12-10-77
- 130-106 East Carolina, 12-7-77

1973-74 (1)

- 100-103 vs. NC State (OT), 3-9-74

1972-73 (1)

- 89-103 vs. Providence, 3-17-73

1970-71 (2)

- 76-100 North Carolina, 2-17-71
- 70-105 at North Carolina, 1-30-71

1969-70 (2)

- 68-101 South Carolina, 12-15-69
- 87-104 Wake Forest, 12-13-69

1968-69 (1)

- 87-107 at North Carolina, 2-1-69

1963-64 (1)

- 72-104 Duke, 2-8-64



John Lucas played in 27 games in which Maryland scored more than 100 points from 1972-73 through 1975-76.

TRIP NOTE: Maryland had four consecutive 100-point games in 2000-01, and six overall. But the record for a single season is eight – in 1973-74 and 1974-75.






EIGHT CONSECUTIVE NCAA TOURNAMENTS • 2001 FINAL FOUR

MARYLAND'S YEAR-BY-YEAR STATISTICS

YEAR	/—TOTAL—/			/—3PT—/								OFF	DEF	TOTAL	TOTAL
	GP	FGM-FGA	.PCT	FGM-FGA	.PCT	FTM-FTA	.PCT	AST	BLK	STL	PF-DQ	REBS	REBS	REBS-AVG	PTS-AVG
1950-51	27	481-1210	.398	—	—	450-663	.679	—	—	—	—	—	—	—	1412-52.3
1951-52	stats not available														
1952-53	23	487-1285	.379	—	—	432-698	.617	—	—	—	—	—	—	—	1406-61.1
1953-54	30	712-1661	.429	—	—	532-787	.648	—	—	—	—	—	—	—	1959-65.3
1954-55	24	563-1417	.398	—	—	447-682	.657	—	—	—	—	—	—	1178-49.0	1573-65.5
1955-56	24	550-1382	.398	—	—	500-744	.672	—	—	—	—	—	—	1158-48.3	1600-66.7
1956-57	26	597-1414	.422	—	—	486-679	.716	—	—	—	—	—	—	911-35.0	1680-64.6
1957-58	29	706-1698	.416	—	—	590-858	.688	—	—	—	—	—	—	1175-40.5	2004-69.1
1958-59	23	502-1262	.398	—	—	361-545	.655	—	—	—	—	—	—	889-38.7	1365-59.3
1959-60	23	548-1310	.418	—	—	399-534	.747	—	—	—	—	—	—	864-37.6	1495-65.0
1960-61	26	628-1482	.424	—	—	491-659	.745	—	—	—	—	—	—	1143-44.0	1747-67.2
1961-62	25	637-1476	.432	—	—	474-644	.736	—	—	—	—	—	—	1082-43.3	1748-69.9
1962-63	21	506-1272	.398	—	—	337-496	.679	—	—	—	332-na	—	—	888-42.3	1349-64.2
1963-64	26	714-1634	.437	—	—	397-572	.694	—	—	—	512-16	—	—	1058-40.7	1825-70.2
1964-65	26	726-1596	.455	—	—	457-634	.720	—	—	—	435-15	—	—	1162-44.7	1909-73.4
1965-66	25	705-1535	.459	—	—	381-560	.680	—	—	—	—	—	—	1107-44.3	1791-71.6
1966-67	25	637-1448	.439	—	—	350-479	.730	—	—	—	378-5	—	—	884-35.3	1624-64.9
1967-68	24	653-1678	.389	—	—	346-519	.667	—	—	—	457-21	—	—	1058-44.1	1652-68.8
1968-69	26	782-1842	.425	—	—	485-657	.738	—	—	—	487-15	—	—	1068-41.1	2049-78.8
1969-70	26	781-1709	.457	—	—	417-586	.712	337	—	—	458-17	—	—	1174-45.1	1979-76.1
1970-71	26	735-1650	.448	—	—	480-715	.671	302	—	—	442-13	—	—	1106-42.5	1950-75.0
1971-72	32	929-1877	.495	—	—	586-786	.746	443	—	—	490-10	—	—	1154-44.4	2444-76.4
1972-73	30	1089-2094	.520	—	—	435-606	.718	557	—	—	547-17	—	—	1107-45.4	2613-87.1
1973-74	28	1012-1983	.510	—	—	376-504	.746	450	—	—	492-10	—	—	1368-48.9	2400-85.7
1974-75	29	1049-1918	.547	—	—	509-672	.757	413	—	—	535-18	—	—	1261-43.5	2607-89.9
1975-76	28	996-1854	.537	—	—	477-629	.758	397	—	—	562-20	—	—	1126-43.5	2469-88.2
1976-77	27	850-1645	.516	—	—	415-566	.733	310	155	163	500-20	—	—	1059-40.2	2115-78.3
1977-78	28	935-1829	.509	—	—	433-599	.722	336	142	148	577-20	—	—	1188-38.8	2303-82.1
1978-79	27	954-1897	.503	—	—	430-600	.717	415	126	195	589-18	—	—	1154-42.4	2338-77.9
1979-80	30	985-1789	.551	—	—	511-706	.724	558	114	233	569-12	—	—	1089-38.5	2481-80.0
1980-81	31	943-1774	.532	—	—	467-649	.720	503	93	201	596-17	—	—	1095-35.1	2353-75.9
1981-82	29	651-1359	.479	—	—	476-634	.751	307	78	126	530-15	—	—	876-35.3	1778-61.3
1982-83	30	820-1672	.490	—	—	496-724	.685	375	88	105	619-25	—	—	1098-30.2	2222-74.1
1983-84	32	941-1745	.539	—	—	509-702	.725	548	100	148	578-15	—	—	1078-36.6	2391-74.7
1984-85	37	1038-2065	.503	—	—	526-708	.743	575	181	206	639-14	—	—	1184-33.7	2602-70.3
1985-86	33	911-1786	.510	—	—	500-686	.729	465	135	159	549-9	—	—	1030-31.2	2322-70.4
1986-87	26	674-1344	.502	122-290	.461	395-553	.714	423	143	130	474-15	200	524	769-31.0	1865-71.7
1987-88	31	874-1633	.504	195-451	.430	407-606	.672	536	140	177	537-12	303	583	957-29.6	2350-75.8
1988-89	29	760-1651	.460	88-311	.283	398-587	.672	427	125	159	529-15	309	615	1002-30.9	2006-69.2
1989-90	33	1002-2073	.483	110-278	.396	633-893	.709	583	162	217	704-20	438	802	1351-34.6	2747-83.2
1990-91	28	814-1795	.454	90-309	.291	527-772	.683	455	185	227	550-19	373	625	1098-39.2	2245-80.2
1991-92	29	848-1880	.451	128-294	.325	526-751	.700	495	107	242	611-32	403	611	1092-37.7	2350-81.0
1992-93	28	813-1907	.443	106-339	.313	439-653	.672	521	99	258	577-18	375	665	1116-39.9	2235-79.8
1993-94	30	868-1901	.457	141-401	.352	522-766	.682	502	176	303	624-26	411	711	1193-39.8	2399-80.0
1994-95	34	1035-2080	.498	179-508	.352	697-987	.706	641	168	302	632-15	476	804	1367-40.2	2946-86.7
1995-96	30	860-1917	.449	185-544	.340	535-783	.683	529	88	329	652-15	405	664	1158-38.6	2440-81.3
1996-97	32	836-1800	.465	118-378	.312	616-904	.691	518	112	274	600-18	346	793	1226-38.3	2406-75.2
1997-98	32	908-1969	.461	166-476	.349	538-794	.678	602	158	275	637-28	369	793	1271-39.7	2520-78.8
1998-99	34	1044-2108	.495	184-504	.365	601-857	.701	674	202	431	672-7	417	835	1343-39.5	2873-84.5
1999-00	35	1001-2151	.465	195-553	.353	486-710	.685	667	235	355	637-13	418	820	1354-38.7	2683-76.7
2000-01	36	1120-2313	.484	205-540	.380	622-894	.696	692	213	322	713-10	543	935	1478-41.1	3067-85.2

TERMINOLOGY: Maryland's 85.2 points per game last season was second in the Gary Williams era to an 86.7 average in 1995.





EIGHT CONSECUTIVE NCAA TOURNAMENTS • 2001 FINAL FOUR

OPONENTS' YEAR-BY-YEAR STATISTICS

YEAR	/—TOTAL—/		/—3PT—/								OFF	DEF	TOTAL	TOTAL	
	GP	FGM-FGA	.PCT	FGM-FGA	.PCT	FTM-FTA	.PCT	AST	BLK	STL	PF-DQ	REBS	REBS	REBS-AVG	PTS-AVG
1950-51	27	510-na	—	—	—	400-663	.603	—	—	—	—	—	—	—	1420-52.6
1951-52	stats not available														
1952-53	23	369-na	—	—	—	515-788	.654	—	—	—	—	—	—	—	1256-54.3
1953-54	30	539-na	—	—	—	594-888	.668	—	—	—	—	—	—	—	1672-55.7
1954-55	stats not available														
1955-56	24	509-1470	.346	—	—	537-733	.732	—	—	—	—	—	—	977-40.7	1555-64.8
1956-57	26	553-1414	.391	—	—	484-729	.661	—	—	—	—	—	—	940-36.2	1590-61.5
1957-58	29	583-1687	.352	—	—	497-735	.676	—	—	—	—	—	—	1031-35.6	1671-57.6
1958-59	23	444-1201	.369	—	—	408-584	.697	—	—	—	—	—	—	814-35.4	1296-57.6
1959-60	23	529-1331	.397	—	—	343-490	.700	—	—	—	—	—	—	795-34.6	1407-56.3
1960-61	26	642-1676	.384	—	—	473-679	.697	—	—	—	—	—	—	1119-43.0	1757-61.2
1961-62	25	700-1669	.419	—	—	405-679	.649	—	—	—	489-	—	—	1115-44.6	1805-67.6
1962-63	21	614-1336	.460	—	—	276-624	.697	—	—	—	336-	—	—	879-41.9	1504-71.6
1963-64	26	736-1618	.455	—	—	509-396	.692	—	—	—	462-14	—	—	1145-44.0	1964-75.5
1964-65	26	686-1655	.415	—	—	417-735	.714	—	—	—	490-23	—	—	1021-30.3	1789-68.8
1965-66	25	649-1603	.405	—	—	415-584	.706	—	—	—	454-11	—	—	1029-41.2	1711-68.4
1966-67	25	644-1380	.467	—	—	340-588	.714	—	—	—	393-7	—	—	928-37.1	1628-65.1
1967-68	24	670-1533	.437	—	—	434-476	.701	—	—	—	419-12	—	—	1188-49.0	1744-73.9
1968-69	26	858-1846	.465	—	—	472-619	.725	—	—	—	488-18	—	—	1225-47.1	2188-84.1
1969-70	26	762-1695	.449	—	—	421-651	.680	—	—	—	472-13	—	—	1082-41.6	1945-74.7
1970-71	26	743-1625	.457	—	—	422-619	.703	308	—	—	544-24	—	—	1056-40.6	1908-73.4
1971-72	32	843-1933	.436	—	—	417-600	.687	302	—	—	607-30	—	—	1040-32.5	2107-65.8
1972-73	30	947-2023	.449	—	—	332-607	.686	363	—	—	598-23	—	—	1043-34.8	2226-74.2
1973-74	28	798-1993	.400	—	—	335-484	.705	278	—	—	513-11	—	—	1066-38.1	1931-69.0
1974-75	29	916-2075	.441	—	—	331-475	.694	355	—	—	634-28	—	—	999-34.5	2163-74.6
1975-76	28	867-1954	.444	—	—	346-477	.708	307	—	—	575-25	—	—	1024-36.6	2080-74.3
1976-77	27	804-1845	.436	—	—	393-489	.722	299	58	202	529-21	—	—	978-36.2	2001-74.1
1977-78	28	906-2001	.453	—	—	415-612	.678	363	60	227	563-14	—	—	1057-37.7	2227-79.5
1978-79	30	912-1923	.474	—	—	416-601	.692	402	99	240	576-17	—	—	1036-34.5	2240-74.7
1979-80	31	926-1952	.474	—	—	374-534	.700	476	83	231	662-31	—	—	1000-32.3	2226-71.8
1980-81	31	879-1860	.473	—	—	406-582	.698	454	76	254	613-27	—	—	954-30.8	2164-69.8
1981-82	31	666-1424	.468	—	—	372-548	.679	326	80	150	581-30	—	—	802-27.7	1704-58.8
1982-83	29	808-1783	.453	—	—	425-634	.670	385	78	144	655-22	—	—	1022-34.1	2141-71.4
1983-84	30	889-1922	.462	—	—	373-537	.694	465	66	170	644-32	—	—	996-31.1	2151-67.2
1984-85	32	981-2136	.459	—	—	440-637	.691	510	84	192	681-26	—	—	1222-33.0	2404-65.0
1985-86	33	873-1820	.480	—	—	420-575	.730	457	78	187	639-16	—	—	1017-30.0	2166-65.6
1986-87	26	728-1521	.479	113-245	.561	336-491	.684	425	61	193	497-12	298	520	871-33.5	1905-73.3
1987-88	31	840-1744	.482	126-318	.396	421-589	.715	488	60	203	567-	347	599	1010-32.6	2227-71.8
1988-89	29	798-1722	.463	125-339	.369	431-615	.701	475	72	171	531-13	330	604	1024-34.6	2152-74.2
1989-90	33	911-2122	.429	175-490	.357	566-811	.698	535	103	238	692-25	466	676	1244-37.7	2563-77.7
1990-91	28	817-1827	.447	161-465	.346	427-631	.677	475	128	179	595-18	384	645	1114-39.8	2222-79.4
1991-92	29	829-1763	.470	164-440	.373	467-729	.641	460	152	165	612-18	378	656	1130-39.0	2289-78.9
1992-93	28	813-1812	.443	163-446	.313	437-661	.661	521	170	203	544-17	408	694	1186-42.4	2226-79.5
1993-94	30	798-1846	.432	168-526	.319	433-640	.640	448	145	213	632-17	367	687	1148-38.3	2197-73.2
1994-95	34	923-2098	.440	241-685	.352	427-651	.656	511	573	220	727-34	398	647	1142-33.6	2514-73.9
1995-96	30	780-1730	.451	195-537	.363	533-731	.729	429	155	195	594-21	321	693	1114-37.1	2288-76.3
1996-97	32	752-1857	.405	195-601	.325	437-654	.668	425	122	229	669-29	335	666	1092-34.1	2136-66.8
1997-98	32	799-1957	.408	220-667	.330	488-740	.660	421	113	233	638-33	398	721	1209-37.8	2306-72.1
1998-99	34	772-1991	.388	213-703	.303	502-763	.658	447	104	279	706-26	410	690	1209-35.6	2259-66.4
1999-00	35	844-2098	.402	218-659	.331	480-705	.681	491	140	295	650-14	494	802	1296-37.0	2386-68.2
2000-01	36	888-2196	.404	242-705	.343	587-829	.708	444	598	144	738-10	507	792	1299-36.1	2605-72.4

TEMP NOTE: Maryland opponents have been held to 40.8 percent shooting or lower for five consecutive seasons.



EIGHT CONSECUTIVE NCAA TOURNAMENTS • 2001 FINAL FOUR

YEAR-BY-YEAR RESULTS

Game-by-game results for every Maryland basketball season since 1910-11. Maryland was known as Maryland Agricultural College until 1915, and as Maryland State College from 1916-1919. Maryland's conference affiliations: Atlantic Coast Conference since 1953-54, and the Southern Conference from 1923-24 to 1952-53.

An all-college basketball team was formed in 1904-05, and played just two games. Due to a fire in 1902 which burnt the army and college gymnasium, the team that was fielded in 1913-14 did not have a regular home, practiced only three times all season and lost 16 games. Another team was not fielded until 1918-19.

In 1918-19, Maryland State participated in the District Intercollegiate Basketball League, in which all games were played at the Washington YMCA. Another season would not be conducted until Maryland opened its new facility at The Gymnasium, mode Annapolis Hall, in 1923-24. It is considered to be the school's first "varsity" team.

Home games were played at The Gymnasium from 1923-24 to 1930-31. Home games were played at Ricketts Coliseum from 1931-32 to 1954-55. Home games since the 1955-56 season have been played at Cole Field House.

Maryland and opponent Associated Press rankings are in brackets — AP polls began in 1948-49. From 1960-61 to 1967-68, the Associated Press ranked only the nation's top 10 teams.

— indicates conference games.

H. BURTONSHIPLEY

24 Seasons
1923-24 to
1946-47
Rec.: 243-199
Conf.: 124-91



1923-24
Record: 5-7 H: 3-6 A: 1-0 N: 1
SC: 1-2, 11th place

George Washington W 41-22
 Gallaudet W 42-28
 Catholic L 13-30
 F5 -North Carolina L 20-26
 -Virginia L 13-26

F9 -at Richmond L 24-22
 Catholic L 14-20
 George Washington W 19-20
 -Washington & Lee W 22-21
 VMI L 12-21
 F4 -at VMI L 25-29
 F29 Georgia¹ L 24-19

1-Southern Conference Tournament at Atlanta, Ga.

1924-25
Record: 12-5 H: 7-2 A: 4-2 N: 1
SC: 3-1, 4th place

-Virginia W 24-18
 -Columbia W 24-23
 -at Stevens Institute W 21-19
 -at Navy L 16-23
 Lafayette W 30-15
 -at Catholic W 18-14
 Stevens Institute W 21-17
 J31 -at Catholic W 16-21
 Gallaudet W 25-14
 Washington College L 16-27
 J26 -at Princeton L 24-38
 City College of NY W 22-16
 F2 -South Carolina W 38-22
 -at Virginia W 36-25
 F5 Alabama¹ W 27-21
 F27 NC State¹ L 18-30
 Catholic W 27-17

1-Southern Conference Tournament at Atlanta, Ga.

1925-26
Record: 14-3 H: 10-1 A: 4-1 N: 0-1
SC: 7-1, 4th place

-Washington & Lee W 40-27
 J12 -at Navy W 21-12
 Richmond W 30-14
 -at VMI W 30-21
 -at Washington & Lee W 33-20
 J9 -at Virginia Tech W 28-34
 F9 -North Carolina W 23-22
 West Virginia W 25-15
 Duke W 41-20
 J28 -Virginia W 30-21
 F1 Princeton W 32-26
 F3 Gallaudet W 40-13
 Washington College W 30-26
 Stevens Institute L 24-27
 F2 -Virginia Tech W 30-14
 F11 Mississippi¹ L 19-22

F26 *1-Southern Conference Tournament at Atlanta, Ga.*

1926-27
Record: 10-10 H: 7-2 A: 3-7 N: 0-1
SC: 6-4, 9th place

-at American L 16-21
 J4 -Washington & Lee W 44-32
 -at Michigan L 25-39
 F25 -at Virginia L 17-22
 -at Navy L 30-32
 Washington College L 18-22
 -Georgia W 34-33
 Gallaudet W 39-26
 Stevens Institute W 27-18
 F7 -North Carolina W 28-20
 F8 -North Carolina L 23-32
 F9 -at Pennsylvania W 26-21

-at Washington & Lee L 32-34
 J17 -at VMI W 32-15
 J22 -Virginia (OT) W 29-28
 J30 -at NC State L 23-38
 J31 -at Washington College L 16-21
 F2 -Western Maryland W 32-25
 F3 -at North Carolina W 23-19
 F6 Georgia¹ L 22-27
 F10

1-Southern Conference Tournament at Atlanta, Ga.

1927-28
Record: 14-4 H: 11-0 A: 3-4
SC: 8-1, 3rd place (tie)

D19 -Washington & Lee W 38-24
 J12 -at Virginia Tech W 29-20
 J13 -at Washington & Lee W 31-28
 -at VMI W 23-9
 J14 Gallaudet W 45-20
 J18 -Kentucky W 37-7
 J19 -at Johns Hopkins L 20-22
 J20 St. John's (Annapolis) W 25-22
 J27 -Virginia W 26-20
 Stevens Institute W 31-24
 F4 -at Navy L 26-35
 F10 -at Pennsylvania W 36-24
 F10 -NC State L 12-34
 F13 -at Virginia W 22-20
 F17 Washington College W 23-19
 F21 Johns Hopkins W 30-10
 F23 -Virginia Tech W 30-29
 F24 Western Maryland W 30-29

1928-29
Record: 7-9 H: 3-5 A: 4-3 N: 0-1
SC: 5-2, 21st place

D20 William & Mary W 30-20
 J12 -at Pennsylvania W 26-30
 Randolph Macon L 20-33
 -at Virginia W 30-22
 J15 Johns Hopkins L 23-25
 J16 St. John's (Annapolis) W 18-18
 -Virginia L 22-25
 F2 -Washington & Lee L 22-47
 F4 -at Virginia Tech L 29-39
 F5 -at VMI W 30-27
 F6 -at Washington & Lee L 18-42
 -North Carolina L 22-28
 F13 -at Navy W 30-27
 F15 Western Maryland W 32-17
 F23 -at Johns Hopkins W 19-18
 M1 Mississippi¹ L 35-37

1-Southern Conference Tournament at Atlanta, Ga.

1929-30
Record: 16-6 H: 10-3 A: 6-2 N: 0-1
SC: 5-5, 10th place

O13 William & Mary W 27-23
 -Duke L 27-28
 J11 Catholic W 30-31
 -Virginia W 54-20
 J17 Johns Hopkins W 41-24
 J22 -at Virginia Tech W 44-21
 F25 -NC State L 26-28
 F11 -Washington & Lee L 25-29
 F16 Western Maryland W 37-18
 F18 -North Carolina W 36-33
 F22 -at Virginia Tech W 34-23
 F11 -at VMI W 44-25
 F13 -at Washington & Lee W 21-26
 F15 -Virginia W 51-29
 F18 -at NC State W 21-19
 F19 -at North Carolina W 29-22
 F20 -at Duke L 24-39
 F22 -at Johns Hopkins W 39-24
 F25 -VMI W 39-21
 F25 St. John's (Annapolis) W 42-25
 F28 Kentucky L 21-26

1-Southern Conference Tournament at Atlanta, Ga.

1930-31
Record: 18-4 H: 10-2 A: 4-2 N: 4-0
SC: 8-1, 2nd place, SoCon Tournament champion

J7 Gallaudet W 38-29
 J10 -at VMI W 35-18
 F1 -at Washington & Lee W 27-46
 J15 -Duke W 32-24

Loyola (Md.) L 30-33
 F9 -at Johns Hopkins W 33-20
 F10 -VMI W 44-20
 F13 -at Virginia Tech W 33-16
 F15 Washington College L 31-34
 F21 -Washington & Lee W 26-37
 M1 -at Catholic W 24-21
 M2 -North Carolina W 33-31
 F11 Washington College L 32-33
 -Virginia W 34-21
 F14 Western Maryland W 45-25
 F17 St. John's (Annapolis) W 32-27
 F21 -at Navy L 33-36
 F25 Johns Hopkins W 31-22
 F27 Louisiana State¹ W 37-33
 F28 North Carolina¹ W 19-17
 M2 Georgia¹ W 26-25
 M3 Kentucky¹ W 29-27

1-Southern Conference Tournament at Atlanta, Ga.

1931-32
Record: 16-4 H: 11-1 A: 5-2 N: 0-1
SC: 9-1, 1st place (tie), SoCon regular season co-champion

D30 -at Wisconsin L 30-32
 F12 -at Catholic L 27-28
 F16 -at Washington & Lee W 42-38
 F20 -at VMI W 43-28
 F26 Navy W 26-15
 M2 -at Virginia W 30-10
 J21 -at Johns Hopkins W 38-26
 J26 -VMI W 33-20
 J30 Catholic W 39-34
 F6 -North Carolina W 26-25
 F10 Washington College W 36-16
 F12 Western Maryland W 25-15
 F13 -Virginia W 46-18
 J11 -Washington & Lee W 41-15
 J15 Richmond W 28-24
 J21 Baltimore City College W 55-33
 J23 Washington College W 46-34
 J25 -North Carolina L 32-44
 J30 William & Mary W 41-39
 F1 -Duke W 38-34
 F6 -Virginia W 40-34
 F10 -at West Virginia L 26-51
 F11 -Washington & Lee L 54-55
 F12 St. John's (Annapolis) W 40-28
 F15 Catholic L 29-40
 F18 -at Washington College W 56-30
 F19 Johns Hopkins W 45-40
 F21 -at Georgetown W 47-39
 M5 Duke¹ W 47-35
 M6 Washington & Lee L 32-38

1-Southern Conference Tournament at Raleigh, N.C. (Reynolds Coliseum)

1932-33
Record: 11-9 H: 10-2 A: 1-6 N: 0-1
SC: 7-3, 3rd place

O23 Wisconsin L 13-22
 J17 -at Virginia Tech W 40-30
 J22 -Duke W 30-28
 J13 -at VMI L 29-30
 J14 -at Washington & Lee L 40-43
 J18 -at Johns Hopkins L 27-37
 J21 -Virginia Tech W 37-21
 J25 -at Catholic L 27-29
 J28 -at Navy L 21-59
 F3 -North Carolina W 19-26
 F4 Georgia L 36-40
 F8 Washington College W 35-27
 F9 -Virginia W 47-28
 F16 -Washington & Lee W 36-28
 F14 -VMI W 45-29
 F16 St. John's (Annapolis) W 34-29
 F18 Western Maryland W 37-42
 F22 Johns Hopkins W 35-31
 F24 South Carolina L 21-35

1-Southern Conference Tournament at Raleigh, N.C. (Reynolds Coliseum)

1933-34
Record: 11-8 H: 9-4 A: 2-3 N: 0-1
SC: 6-1, 3rd place

D18 Michigan W 29-25
 D30 Indiana L 17-30
 J5 -at West Virginia L 24-26
 J11 -Duke W 37-33
 J13 -at Virginia Tech W 29-24
 J24 -Virginia Tech W 34-32
 J24 -at Johns Hopkins L 32-35
 J26 -at Virginia W 43-20
 J30 -North Carolina L 24-28
 F2 Catholic W 33-25
 F3 -at Navy L 27-46
 F6 -VMI W 28-25

Richmond L 33-44
 Western Maryland W 49-33
 -VMI W 36-27
 St. John's (Annapolis) L 32-37
 Washington College W 44-33
 Johns Hopkins W 32-19
 -Washington & Lee¹ L 37-45
 M1 *1-Southern Conference Tournament at Raleigh, N.C. (Reynolds Coliseum)*

1934-35
Record: 8-10 H: 6-8 A: 2-2
SC: 4-3, 5th place

D20 Indiana L 29-30
 D29 Ohio State W 50-41
 J22 West Virginia L 29-39
 J25 -South Carolina W 35-21
 -VMI W 39-24
 J1 -Duke L 31-48
 J16 Washington College W 43-27
 J18 -North Carolina L 31-39
 J30 -at Navy L 36-43
 F2 -Virginia W 44-24
 F9 Richmond L 26-56
 F12 -at Catholic L 29-45
 F16 -Washington & Lee L 29-33
 F20 -at Virginia W 33-32
 F26 -North Carolina W 41-35
 M2 St. John's (Annapolis) L 17-24
 M6 Johns Hopkins W 52-25
 M11 Georgetown W 124-25

1935-36
Record: 14-6 H: 9-3 A: 4-2 N: 1-1
SC: 4-3, 4th place

J7 -VMI W 44-29
 J10 -at Washington & Lee L 27-30
 -at Catholic W 53-32
 -at VMI W 32-20
 J18 Richmond W 28-24
 J21 Baltimore City College W 55-33
 J23 Washington College W 46-34
 J25 -North Carolina L 32-44
 J30 William & Mary W 41-39
 F1 -Duke W 38-34
 F6 -Virginia W 40-34
 F10 -at West Virginia L 26-51
 F11 -Washington & Lee L 54-55
 F12 St. John's (Annapolis) W 40-28
 F15 Catholic L 29-40
 F18 -at Washington College W 56-30
 F19 Johns Hopkins W 45-40
 F21 -at Georgetown W 47-39
 M5 Duke¹ W 47-35
 M6 Washington & Lee L 32-38

1-Southern Conference Tournament at Raleigh, N.C. (Reynolds Coliseum)

1936-37
Record: 8-12 H: 7-4 A: 1-7 N: 0-1
SC: 5-8, 10th place (tie)

D17 -at Richmond L 40-51
 J6 Johns Hopkins W 54-31
 J8 -at Washington & Lee L 27-51
 -at VMI W 48-28
 J9 -at VMI W 48-36
 J14 Western Maryland W 46-38
 -Duke L 31-34
 J20 Washington College W 41-20
 J23 -Virginia W 37-23
 J28 -at NC State L 33-35
 J29 -at North Carolina L 24-41
 J30 -at Duke L 30-34
 F3 -at Navy L 37-53
 F6 -North Carolina L 35-44
 F9 -William & Mary W 41-29
 F10 -VMI W 45-28
 -Washington & Lee L 35-41
 Georgetown W 27-39
 F23 -at St. John's (Annapolis) L 31-39
 -NC State W 41-35
 M4 -at NC State¹ L 35-42

1-Southern Conference Tournament at Raleigh, N.C. (Reynolds Coliseum)

TERMINOLOGY: *Playing without a campus home far games at practice, Maryland Agricultural College lost all 16 games it played in 1914.*

2001-02 MARYLAND BASKETBALL • ALL-TIME RECORD BOOK





EIGHT CONSECUTIVE NCAA TOURNAMENTS • 2001 FINAL FOUR

1937-38

Record: 15-9 H: 10-3 A: 4-5 N: 1-1
SC: 6-4, 7th place

D16	• Richmond	L 26-31
D17	Michigan	L 26-43
J4	at Baltimore City College	W 59-32
J5	Randolph Macon	L 43-27
J7	• at Washington & Lee	L 29-31
J8	• at VMI	W 42-27
J12	at Georgetown	L 39-57
J15	• Duke	W 40-35
J27	at Virginia	W 39-23
J28	• at North Carolina	L 24-43
J29	• at Duke	L 34-44
J31	• Virginia Tech	W 42-35
F2	at Navy	L 34-37
F3	New York University	L 27-42
F5	• Washington & Lee	W 36-32
F10	• William & Mary	W 45-38
F11	• VMI	W 43-33
F12	Catholic	W 49-33
F16	at Washington College	W 43-42
F19	Dickinson College	W 57-27
F21	Johns Hopkins	W 56-30
F23	St. John's (Annapolis)	W 57-27
M4	The Citadel ¹	W 45-43
M5	Duke ¹	L 32-35

¹Southern Conference Tournament at Raleigh, N.C. (Reynolds Coliseum)

1940-41

Record: 1-21 H: 1-10 A: 0-11
SC: 0-13, 15th place

D14	• Richmond	L 36-48
	at Johns Hopkins	L 24-38
	• Clemson	L 34-48
	at Pennsylvania	L 26-40
	• Duke	L 21-49
	• at Washington & Lee	L 41-59
	• at VMI	L 30-64
	at Georgetown	L 34-51
	• North Carolina	L 36-55
	at Richmond	L 17-38
	• at Duke	L 17-43
	• at North Carolina	L 29-44
	• at Navy	W 27-52
	at Virginia	L 18-47
	• Washington & Lee	L 15-42
	at George Washington	L 28-61
	• William & Mary	L 40-58
	Connecticut	L 43-52
	• VMI	L 27-41
	Rutgers	L 45-50
	• Virginia Tech	L 39-48
	Washington College	W 26-18

¹Southern Conference Tournament at Raleigh, N.C. (Reynolds Coliseum)

1944-45

Record: 2-14 H: 1-5 A: 1-8 N: 0-1
SC: 2-5, 9th place

D21	Gaillardet	L 26-27
J5	• at North Carolina	L 28-53
J6	• at NC State	L 32-46
J10	at Navy	L 33-70
J13	• VMI	W 46-28
J18	Manne Corps Institute	L 34-50
J20	• NC State	L 42-57
J27	Hampden-Sydney	L 42-43
F3	at Virginia	L 26-57
F5	• at VMI	L 27-35
F10	Virginia	L 33-61
F17	• at William & Mary	W 53-46
F22	Duke ¹	L 49-76
F27	at U.S. Merchant Marines	L 41-54
F28	at Army	L 34-64

¹Southern Conference Tournament at Raleigh, N.C. (Reynolds Coliseum)

1945-46

Record: 9-12 H: 8-4 A: 1-7 N: 0-1
SC: 5-4, 5th place

D18	Manne Corps Institute	W 61-46
D20	Marshall	L 63-40
D21	Quantico Marines	L 63-50
J4	• at Duke	L 25-59
J5	• at NC State	W 49-39
J7	• at North Carolina	L 28-44
J16	at Navy	L 35-44
J19	• NC State	L 37-53
J23	at Virginia	L 45-48
J25	• Duke	W 43-38
J26	Hampden-Sydney	W 35-32
J34	• George Washington	W 48-35
J37	• Virginia	L 31-53
J40	at Georgetown	L 27-56
J42	at U.S. Merchant Marines	W 43-39
J44	• Richmond	W 37-31
J46	at William & Mary	L 36-42
J48	• Washington & Lee	L 41-52
J49	at U.S. Merchant Marines	L 31-48
F27	at Army	L 25-52
F28	M1 ¹ North Carolina ¹	L 27-54

¹Southern Conference Tournament at Raleigh, N.C. (Reynolds Coliseum)

1946-47

Record: 14-10 H: 9-3 A: 5-6 N: 0-1
SC: 9-5, 10th place

D14	at West Virginia	L 48-31
D17	Western Maryland	L 49-39
D18	Johns Hopkins	L 41-36
J6	at Quantico Marines	W 62-40
J7	• at North Carolina	L 42-58
J8	• Richmond	L 49-41
J10	• George Washington	W 44-43
J16	• at Washington & Lee	W 65-60
J17	• at Virginia Tech	W 57-49
J18	• at VMI	W 61-50
J22	at Navy	L 27-55
J24	• North Carolina	W 61-57
J31	• Washington & Lee	W 59-50
J34	Georgetown	W 55-49
F10	• George Washington	L 48-63
F11	at Richmond	L 49-68
F17	Duke ¹	L 55-72
F18	• at Duke	L 46-60
F19	at U.S. Merchant Marines	L 47-53
F24	at Army	W 57-54
F26	The Citadel	W 52-40
M1	• VMI	W 53-45
M12	at Pennsylvania	L 54-80
M13	• NC State ¹	L 49-55

¹Southern Conference Tournament at Durham, N.C. (Duke Indoor Stadium)

1947-48

Record: 2-14 H: 1-5 A: 1-8 N: 0-1
SC: 2-5, 9th place

D17	• at Washington & Lee	L 64-70
D18	• at VMI	W 53-46
D20	at Johns Hopkins	W 64-53
J3	• at North Carolina	L 46-70
J5	• at Duke	L 42-53
J7	at Georgetown	L 40-52
J10	• Clemson	W 49-42
J12	at Virginia	L 44-64
J14	at Navy	L 47-51
J16	• South Carolina	W 68-54
J17	• VMI	L 44-48
J31	at Army	W 65-48
F3	• Washington & Lee	W 64-38
F11	• at George Washington	L 49-65
F17	• North Carolina	L 47-51
F18	Virginia	L 56-68
F19	• Richmond	W 60-53
F21	• at South Carolina	W 54-53
F23	• at Clemson	W 65-61
F29	at Richmond	L 63-64
M1	• George Washington	L 35-59
M4	Davidson ¹	L 51-58

¹Southern Conference Tournament at Durham, N.C. (Duke Indoor Stadium)

1948-49

Record: 9-18 H: 4-5 A: 5-11 N: 0-2
SC: 8-7, 7th place

D4	at Temple	L 49-47
D9	• Virginia Tech	W 60-51
D11	at Loyola (Md.)	L 75-77
F3	• Richmond	L 45-54
F16	Virginia	L 47-53
F18	• Clemson	W 74-50
F19	• at North Carolina	L 47-55
F21	• Davidson ¹	L 49-52
F23	at Virginia	L 43-79
F24	at Georgetown	L 51-53
F28	at Pennsylvania	L 67-81
F29	at Navy	L 46-52
F30	• George Washington	L 54-66
F32	at Miami-DH	L 43-42
F35	at Connecticut ¹	L 33-70
F36	• at VMI	W 53-45
F37	• at Washington & Lee	W 66-60
F38	• South Carolina	W 79-49
F41	• North Carolina	L 52-66
F42	Georgetown	L 52-56
F45	• at South Carolina	W 57-56
F47	• at Clemson	L 49-68
F24	• at Richmond	W 66-51
F26	• at George Washington	W 62-50
F28	• VMI	W 70-55
F31	• North Carolina ¹	L 61-79

¹at Charlottesville, Va. (Memorial Gymnasium); ²at Cincinnati, Ohio (Music Hall); ³Southern Conference Tournament at Durham, N.C. (Duke Indoor Stadium)

1949-50

Record: 7-18 H: 6-6 A: 1-12
SC: 15-3, 13th place

D3	• at Virginia Tech	L 57-63
D5	at Tennessee	L 40-61
D6	• at VMI	L 56-66
F21	• Washington & Lee	W 65-46
F29	at Pennsylvania	L 52-54
M1	• Clemson	W 65-59
D17	at Navy	L 62-75
D19	Dino Wesleyan	L 71-75
F1	• at North Carolina	L 53-55
F3	• at Duke	L 46-58
F7	at Georgetown	W 71-65
F8	• William & Mary	L 52-56
F12	at Richmond	L 49-59
F14	• George Washington	L 51-72
F2	• at William & Mary	L 56-64
F5	• VMI	W 65-53
F6	• North Carolina	L 56-69
F7	• at VMI	L 61-62
F8	• Duke	W 67-57
F10	• South Carolina	L 56-61
F14	Virginia	W 70-52
F18	• Davidson	W 64-61
F21	• Richmond	W 67-48
F24	• at South Carolina	L 44-59
F25	• at Clemson	L 68-70

¹Southern Conference Tournament at Raleigh, N.C. (Reynolds Coliseum)

BUD MILLIKAN

17 Seasons
1950-51 to 1966-67
Rec.: 243-182
Conf.: 130-109

1950-51

Record: 16-11 H: 10-3 A: 5-7 N: 1-1
SC: 11-8, 8th place

F1	Virginia	W 59-57
D6	at Pennsylvania	L 65-74
D11	• William & Mary	W 48-41
D13	at Virginia	W 46-43
D18	• at Washington & Lee	W 52-43
D19	Rutgers	W 53-45
J12	• at North Carolina	W 67-59
J13	at Richmond	W 48-42
J16	• at VMI	L 47-51
J17	Georgetown	W 58-47
J18	• Virginia Tech	L 57-66
J20	• North Carolina	W 56-55
F1	• at Davidson	W 57-55
F2	• at South Carolina	L 49-70
F3	• at Clemson	L 44-50
F7	• at Washington & Lee	L 65-83
F8	• at VMI	W 46-41
F12	• South Carolina	W 47-37
F14	• West Virginia	L 64-70
F16	• Duke	L 40-49
F17	• at Richmond & Mary	L 50-55
F19	• Clemson (DT)	W 54-50
F21	• Richmond	W 42-33
F23	• at George Washington	L 47-67
F24	• VMI	W 65-46
M1	Clemson ¹	W 50-48
M2	[8] at NC State ¹	L 45-54

¹Southern Conference Tournament at Raleigh, N.C. (Reynolds Coliseum)

1951-52

Record: 13-9 H: 8-1 A: 5-7 N: 0-1
SC: 9-5, 6th place (tie)

D4	at Virginia	W 59-42
D5	• Washington & Lee	W 71-51
D8	at Pennsylvania	L 52-53
D12	• William & Mary	W 54-53
D15	• at West Virginia	L 36-39
D18	• at VMI	W 57-39
D19	• at Washington & Lee	W 51-43
J5	• North Carolina	W 47-41
J7	at Navy	W 48-45
J10	Georgetown	W 55-40
J12	at Rutgers	L 55-61
J18	• North Carolina	W 71-51
F9	• VMI	W 64-46
F14	• Richmond	W 55-45
F16	• at William & Mary	L 51-71
F18	• at Duke	L 51-56
F21	at Georgetown	L 61-71
F27	at Richmond	W 54-50
F29	• George Washington	L 56-57
M1	• Davidson	W 71-48
M6	[12] Duke ¹	L 48-51

¹Southern Conference Tournament at Raleigh, N.C. (Reynolds Coliseum)

1952-53

Record: 15-8 H: 8-2 A: 6-5 N: 1-1
SC: 12-3, 2nd place (tie)

D2	Virginia	W 71-61
D4	• William & Mary	W 64-61
D6	at Pennsylvania	L 53-70
D7	• West Virginia	L 52-45
D8	• at VMI	W 54-37
D13	• at Washington & Lee	W 58-46
D18	• at North Carolina	L 49-59
D19	at Virginia	W 59-56
D21	• at Richmond (DT)	W 63-60
D24	• George Washington	L 45-54
D25	Virginia Tech	W 65-46
J17	• at North Carolina	W 68-66
F3	• at Geo. Washington (2071)	L 62-63
F6	• at Virginia Tech	W 78-56
F9	• Richmond	L 46-49
F12	• VMI	W 67-41
F14	• Washington & Lee	W 87-56
F17	• at William & Mary	W 79-57
F19	at Georgetown	L 48-49

2001-02 MARYLAND BASKETBALL • ALL-TIME RECORD BOOK

TERMINOLOGY: Maryland played as part of the Southern Conference between 1923-24 and 1952-53.



EIGHT CONSECUTIVE NCAA TOURNAMENTS • 2001 FINAL FOUR

F21	at Navy	L 47-51	F7	[8]	• Duke	L 70-82	D29	[7]	Mississippi State	L 45-56	D30	Louisville	L 64-83	D29	at Miami	L 73-80				
F24	• George Washington	W 66-53	F11	[19]	at George Washington	W 67-46	D30	Loyola (Md.)	W 54-50	J3	at George Washington	W 67-56	J4	• North Carolina	W 76-68	J4	• North Carolina	W 76-68		
M5	Duke	W 74-65	F14		• Clemson	W 81-69	J7	• Duke	W 64-31	J6	• South Carolina	W 77-86	J8	• Clemson	(201)	W 67-65	J8	• Clemson	(201)	W 67-65
M6	Wake Forest (DT)	L 59-61	F18	[5]	• at NC State	W 71-62	J9	• at South Carolina	W 59-41	J10	at Georgetown	W 83-70	J9	• at South Carolina	W 75-70	J9	• at South Carolina	W 75-70		

Record: 23-7 H: 9-2 A: 11-4 N: 3-1
ACC-7.2, 2nd place

Postseason: AP No. 20

D3	• at South Carolina	W 53-49	D4	• at Clemson	W 81-41	D5	• at Wake Forest	L 54-71	D8	at William & Mary	W 69-54	D14	at West Virginia	L 71-87	D17	Virginia Tech	W 60-52	D18	• South Carolina	W 79-48	D10	Arizona State	W 65-50	D31	Evansville	W 66-58	D17	[6]	at Kentucky Wesleyan	W 54-37	J4	at Richmond	W 72-64	J5	• Virginia	W 70-54	J6	• Clemson	W 79-54	J4	at Georgetown (DT)	L 56-58	J9	J11	Richmond	L 73-70	J10	[7]	George Washington	W 68-61	J15	• at Virginia	W 69-51	J14	• at Virginia	W 70-56	J10	at Tampa	W 61-51	J16	at Miami	W 63-57	J19	at Washington & Lee	W 51-25	F21	[13]	at Virginia Tech	W 54-41	F31	[11]	Washington & Lee	W 76-43	F11	[16]	at Navy (DT)	W 61-60	F12	• Wake Forest	W 74-56	F16	[11]	• Duke	L 61-68	F18	[11]	• Duke	L 61-68	F11	Georgetown	W 53-50	F23	[7]	[8]	at George Washington	L 57-70	F25	[11]	William & Mary	W 74-55	F27	M4	[17]	Clemson	W 75-59	M7	[17]	Wake Forest (DT)	L 56-64
----	---------------------	---------	----	--------------	---------	----	------------------	---------	----	-------------------	---------	-----	------------------	---------	-----	---------------	---------	-----	------------------	---------	-----	---------------	---------	-----	------------	---------	-----	-----	----------------------	---------	----	-------------	---------	----	------------	---------	----	-----------	---------	----	--------------------	---------	----	-----	----------	---------	-----	-----	-------------------	---------	-----	---------------	---------	-----	---------------	---------	-----	----------	---------	-----	----------	---------	-----	---------------------	---------	-----	------	------------------	---------	-----	------	------------------	---------	-----	------	--------------	---------	-----	---------------	---------	-----	------	--------	---------	-----	------	--------	---------	-----	------------	---------	-----	-----	-----	----------------------	---------	-----	------	----------------	---------	-----	----	------	---------	---------	----	------	------------------	---------

1-All-American City Tournament at Owensboro, Ky. 2-ACC Tournament at Raleigh, N.C. (Reynolds Coliseum)

1954-55
Record: 17-7 H: 7-2 A: 7-4 N: 3-1
ACC-10.4, 3rd place

D4	Georgetown	W 60-43	D7	[17]	• Duke	W 49-47	D10	[17]	Wake Forest (DT)	L 58-62	D14	at Virginia	W 72-69	D17	at Duke	L 61-68	D18	• at North Carolina	W 70-60	D19	• Texas Tech	W 58-54	D27	Rhode Island	W 83-66	D30	Cincinnati	W 78-61	J4	[11]	• South Carolina	W 68-51	J6	[11]	• Virginia	W 78-65	J4	[7]	• at Clemson	W 71-63	J8	[11]	• at South Carolina	W 68-52	J11	[11]	[2]	• NC State	W 68-64	J14	[6]	[9]	at George Washington	L 53-75	J29	[8]	at Navy	W 60-54	J5	[12]	at William & Mary	W 67-42	F8	[13]	[6]	George Washington	L 67-73	F12	[11]	• North Carolina	W 63-61	F13	[11]	• Clemson	W 68-66	F19	[11]	[7]	at NC State	L 58-78	F21	[11]	at Wake Forest	L 71-75	F23	[17]	at Georgetown (DT)	W 57-49	M3	[18]	Virginia (DT)	[17]	L 67-68
----	------------	---------	----	------	--------	---------	-----	------	------------------	---------	-----	-------------	---------	-----	---------	---------	-----	---------------------	---------	-----	--------------	---------	-----	--------------	---------	-----	------------	---------	----	------	------------------	---------	----	------	------------	---------	----	-----	--------------	---------	----	------	---------------------	---------	-----	------	-----	------------	---------	-----	-----	-----	----------------------	---------	-----	-----	---------	---------	----	------	-------------------	---------	----	------	-----	-------------------	---------	-----	------	------------------	---------	-----	------	-----------	---------	-----	------	-----	-------------	---------	-----	------	----------------	---------	-----	------	--------------------	---------	----	------	---------------	------	---------

1-All-American City Tournament at Owensboro, Ky. 2-ACC Tournament at Raleigh, N.C. (Reynolds Coliseum)

1955-56
Record: 14-10 H: 9-5 A: 5-4 N: 0-1
ACC-7.7, 5th place

D2	• Virginia	W 67-55	D8	William & Mary	W 52-51	D10	• Wake Forest	W 61-51	D15	[12]	• NC State	L 61-63	D17	[11]	• North Carolina	L 62-68	D29	[16]	Michigan State	L 75-95	D30	St Francis	W 75-66	J4	• South Carolina	W 76-57	J5	[7]	George Washington	W 62-48	J7	• at Clemson	W 59-53	J10	• at South Carolina	W 71-63	J11	[11]	[2]	• NC State	W 68-64	J14	[6]	[9]	at George Washington	L 53-75	J29	[8]	at Navy	W 60-54	J5	[12]	at William & Mary	W 67-42	F8	[13]	[6]	George Washington	L 67-73	F12	[11]	• North Carolina	W 63-61	F13	[11]	• Clemson	W 68-66	F19	[11]	[7]	at NC State	L 58-78	F21	[11]	at Wake Forest	L 71-75	F23	[17]	at Georgetown (DT)	W 57-49	M3	[18]	Virginia (DT)	[17]	L 67-68
----	------------	---------	----	----------------	---------	-----	---------------	---------	-----	------	------------	---------	-----	------	------------------	---------	-----	------	----------------	---------	-----	------------	---------	----	------------------	---------	----	-----	-------------------	---------	----	--------------	---------	-----	---------------------	---------	-----	------	-----	------------	---------	-----	-----	-----	----------------------	---------	-----	-----	---------	---------	----	------	-------------------	---------	----	------	-----	-------------------	---------	-----	------	------------------	---------	-----	------	-----------	---------	-----	------	-----	-------------	---------	-----	------	----------------	---------	-----	------	--------------------	---------	----	------	---------------	------	---------

1-All-American City Tournament at Owensboro, Ky. 2-ACC Tournament at Raleigh, N.C. (Reynolds Coliseum)

1957-58
Record: 22-7 H: 10-1 A: 6-4 N: 6-2
ACC-9.5, 4th place, ACC Tournament champion
Postseason: NCAA East Region 3rd place, AP No. 6, UPI No. 6

D4	George Washington	W 64-55	D4	George Washington	W 64-55	D7	at Fordham	W 61-58	D9	Kentucky	W 71-62	D10	• Wake Forest	W 72-58	D18	Navy	W 58-58	D18	Kendallville	W 71-56	D30	[6]	Memphis State (3DT)	L 46-47	D3	• at South Carolina	W 72-59	D10	[12]	at Georgetown	W 74-61	D14	[12]	at Georgetown	W 55-45	D18	[11]	North Carolina	L 48-57	D30	[10]	at NC State	L 67-75	D17	[11]	Wyrpyming	W 84-77	J11	• South Carolina	W 74-61	J14	[8]	at Duke	W 74-49	J16	[7]	• at NC State	L 64-69	J19	[6]	• Virginia	W 69-56	F18	[11]	• at Duke	L 59-68	F24	[5]	at North Carolina	L 59-66	F4	at Wake Forest	W 56-46	F11	• at South Carolina	W 99-59	F10	at Wake Forest	W 70-66	F13	[17]	at Duke (DT)	W 71-65	M1	[6]	Boston College	W 86-63	M11	[6]	Temple	L 67-71	M15	[6]	Washington	W 59-55
----	-------------------	---------	----	-------------------	---------	----	------------	---------	----	----------	---------	-----	---------------	---------	-----	------	---------	-----	--------------	---------	-----	-----	---------------------	---------	----	---------------------	---------	-----	------	---------------	---------	-----	------	---------------	---------	-----	------	----------------	---------	-----	------	-------------	---------	-----	------	-----------	---------	-----	------------------	---------	-----	-----	---------	---------	-----	-----	---------------	---------	-----	-----	------------	---------	-----	------	-----------	---------	-----	-----	-------------------	---------	----	----------------	---------	-----	---------------------	---------	-----	----------------	---------	-----	------	--------------	---------	----	-----	----------------	---------	-----	-----	--------	---------	-----	-----	------------	---------

1-Sugar Bowl Tournament at New Orleans, La. (Loyola Field House). 2-ACC Tournament at Raleigh, N.C. (Reynolds Coliseum). 3-NCAA East Region First Round at New York, N.Y. (Madison Square Garden). 4-NCAA East Regional at Charlotte, N.C. (Charlotte Coliseum)

1958-59
Record: 10-13 H: 7-3 A: 2-8 N: 1-2
ACC-7.7, 3rd place (tie)

D12	• NC State	L 53-55	D12	at Georgetown (201)	L 53-55	D6	at Northwestern	L 62-66	D15	Minnesota	W 75-69	D16	[3]	• Wake Forest	W 79-62	D18	[3]	• Wake Forest	W 79-62	D19	• at Virginia	W 91-70	D29	Mississippi State	L 62-64	D2	Penn State	W 72-71	D3	George Washington	W 82-80	D5	• at Virginia	L 59-61	D6	• NC State	L 62-63	D8	West Virginia	L 73-80	D12	West Virginia (DT)	W 83-84	D18	at Kansas (DT)	L 61-63	D19	Tulsa	W 66-59
-----	------------	---------	-----	---------------------	---------	----	-----------------	---------	-----	-----------	---------	-----	-----	---------------	---------	-----	-----	---------------	---------	-----	---------------	---------	-----	-------------------	---------	----	------------	---------	----	-------------------	---------	----	---------------	---------	----	------------	---------	----	---------------	---------	-----	--------------------	---------	-----	----------------	---------	-----	-------	---------

1-Memphis Invitational at Memphis, Tenn. (Mid-South Coliseum). 2-Charlotte Invitational at Charlotte, N.C. (Charlotte Coliseum). 3-ACC Tournament at Greensboro, N.C. (Greensboro Coliseum)

1961-62
Record: 8-17 H: 4-6 A: 4-8 N: 0-3
ACC-3.1, 7th place

D2	at Penn State	L 65-71	D7	• at Virginia	L 59-61	D8	• NC State	L 62-63	D8	Minnesota	W 75-69	D12	West Virginia	L 73-80	D18	at Kansas (DT)	L 61-63	D19	Tulsa	W 66-59	D2	Penn State	W 72-71	D3	George Washington	W 82-80	D5	• at Virginia	L 59-61	D6	• NC State	L 62-63	D8	West Virginia	L 73-80	D12	West Virginia (DT)	W 83-84	D18	at Kansas (DT)	L 61-63	D19	Tulsa	W 66-59
----	---------------	---------	----	---------------	---------	----	------------	---------	----	-----------	---------	-----	---------------	---------	-----	----------------	---------	-----	-------	---------	----	------------	---------	----	-------------------	---------	----	---------------	---------	----	------------	---------	----	---------------	---------	-----	--------------------	---------	-----	----------------	---------	-----	-------	---------

1-VPJ Tournament at Blacksburg, Va. (Virginia Tech Coliseum). 2-Evansville Holiday Tournament at Evansville, Ind. (Roberts Stadium). 3-ACC Tournament at Raleigh, N.C. (Reynolds Coliseum)



EIGHT CONSECUTIVE NCAA TOURNAMENTS • 2001 FINAL FOUR

FRANK FELLOWS



2 Seasons
1967-68 to 1968-69
Rec.: 16-34
Conf.: 6-22

1967-68

Record: 8-16 M: 7-3 A: 1-11 N: 0-2
ACC: 4-10, 6th place

- D2 at Penn State L 71-76
D3 at George Washington W 84-53
D6 -NC State L 62-75
D9 -South Carolina W 66-45
D14 -at Wake Forest L 60-73
D21 -at Texas El Paso W 53-70
D22 Southern Illinois (OT) 1 L 72-73
J3 -at South Carolina L 59-68
J6 -at NC State L 52-68
J10 West Virginia W 79-75
J13 -Duke L 52-94
J15 -at Clemson (2OT) L 53-94
J17 -at Miami L 73-93
J3 [3] -North Carolina L 67-73
F6 -at Duke L 64-85
F10 at West Virginia L 66-83
F13 -Virginia W 85-76
F17 -Wake Forest W 87-74
F21 [3] -at North Carolina L 60-74
F24 -Clemson W 68-60
F28 -at Virginia L 68-70
M2 Georgetown W 68-70
M7 -NC State 2 L 54-63

1-San Carnival Tournament at El Paso, Texas (Memorial Gymnasium); 2-ACC Tournament at Charlotte, N.C. (Charlotte Coliseum)


1968-69

Record: 8-18 H: 4-6 A: 3-10 N: 1-2
ACC: 2-12, 7th place (tie)

- N30 Penn State W 66-56
D4 -at West Virginia L 65-86
D7 -at South Carolina L 67-79
D11 Princeton L 63-72
D14 -at Wake Forest L 87-95
D17 George Washington W 99-96
D20 -at Marshall 1 W 89-80
D21 Miami 1 L 85-92
D27 [3] at Davidson L 69-83
D28 Wichita State 2 L 95-83
J3 -at Wake Forest 1 L 71-93
J4 -at NC State L 69-85
J8 -South Carolina L 67-69
J11 -at Duke L 85-96
J13 -Clemson W 83-78
J16 -Virginia L 77-78
J17 [2] -at North Carolina L 82-70
F5 -NC State L 81-86
F8 West Virginia W 91-84
F10 -Duke L 88-93
F12 at Navy L 83-72
F15 -at Virginia L 78-84
F19 [3] -North Carolina L 86-88
F22 W 89-83
M1 -at Georgetown W 87-78
M6 [13] South Carolina 1 L 71-92

1-Marshall Invitational at Huntington, W. Va. (Memorial Field House); 2-Charlotte Invitational at Charlotte, N.C. (Charlotte Coliseum); 3-at Greensboro, N.C. (Greensboro Coliseum); 4-ACC Tournament at Charlotte, N.C. (Charlotte Coliseum)

CHARLES 'LEFTY' DRIESELL



17 Seasons
1969-70 to 1985-86
Rec.: 348-159
Conf.: 122-100

1969-70

Record: 13-13 H: 10-4 A: 3-7 N: 0-2
ACC: 5-9, 6th

- D1 Buffalo W 97-77
D3 at George Washington W 92-75
D10 at Princeton L 75-75
D13 -Wake Forest L 87-104
D15 [8] -South Carolina L 68-101
D19 Army W 75-68
D20 Fordham 1 W 84-53
D29 Delaware W 94-58
J2 [15] -NC State 1 L 57-91
J3 -at Wake Forest 1 W 96-88
J7 West Virginia W 83-76
J10 [3] -at South Carolina L 44-35
J12 -at Clemson W 75-68
J16 Navy W 79-55
J24 Maine W 97-68
J28 -Duke W 52-50
J31 [9] -North Carolina L 69-77
F4 [5] -at NC State L 54-64
F7 Georgetown W 81-71
F11 -at Virginia L 69-71
F18 [13] -at North Carolina L 83-50
F21 -at Duke L 76-87
F23 -Clemson W 103-85
F25 -at West Virginia L 78-83
M5 [19] NC State 1 L 57-67

1-Maryland Invitational Tournament at College Park, Md. (Coke Field House); 2-at Greensboro, N.C. (Greensboro Coliseum); 3-ACC Tournament at Charlotte, N.C. (Charlotte Coliseum)

1970-71

Record: 14-12 H: 11-4 A: 3-7 N: 0-1
ACC: 5-9, 6th place (tie)

- D1 Delaware W 86-73
D5 Buffalo W 109-70
D8 Lehigh W 85-66
D12 -Wake Forest L 72-71
D16 [2] -at South Carolina L 70-96
D19 at Georgetown L 79-92
M6 Tampa 1 W 80-72
D9 Miami W 111-77
D21 Richmond W 99-67
J6 -NC State L 81-83
J9 [2] -South Carolina (OT) W 31-37
J11 -Clemson W 56-52
J23 George Washington at Loyola (MD) W 86-69
J30 [20] -at North Carolina L 79-105
J1 -Duke L 61-71
J4 -at Duke W 88-79
J7 -at Virginia L 63-78
F13 -Duke L 67-70
F17 [8] -North Carolina L 76-100
F23 at Seton Hall L 56-55
F27 -at Clemson (OT) L 81-83
F27 -at West Virginia L 66-72
M2 -at Wake Forest 1 W 89-84
M11 [6] South Carolina 1 L 63-71

1-ACC Tournament at Greensboro, N.C. (Greensboro Coliseum)

- D15 [8] -South Carolina L 68-101
D19 Army W 75-68
D20 Fordham 1 W 84-53
D29 Delaware W 94-58
J2 [15] -NC State 1 L 57-91
J3 -at Wake Forest 1 W 96-88
J7 West Virginia W 83-76
J10 [3] -at South Carolina L 44-35
J12 -at Clemson W 75-68
J16 Navy W 79-55
J24 Maine W 97-68
J28 -Duke W 52-50
J31 [9] -North Carolina L 69-77
F4 [5] -at NC State L 54-64
F7 Georgetown W 81-71
F11 -at Virginia L 69-71
F18 [13] -at North Carolina L 83-50
F21 -at Duke L 76-87
F23 -Clemson W 103-85
F25 -at West Virginia L 78-83
M5 [19] NC State 1 L 57-67

1971-72

Record: 14-12 H: 11-4 A: 3-7 N: 0-1
ACC: 5-9, 6th place (tie)

- D1 Delaware W 86-73
D5 Buffalo W 109-70
D8 Lehigh W 85-66
D12 -Wake Forest L 72-71
D16 [2] -at South Carolina L 70-96
D19 at Georgetown L 79-92
M6 Tampa 1 W 80-72
D9 Miami W 111-77
D21 Richmond W 99-67
J6 -NC State L 81-83
J9 [2] -South Carolina (OT) W 31-37
J11 -Clemson W 56-52
J23 George Washington at Loyola (MD) W 86-69
J30 [20] -at North Carolina L 79-105
J1 -Duke L 61-71
J4 -at Duke W 88-79
J7 -at Virginia L 63-78
F13 -Duke L 67-70
F17 [8] -North Carolina L 76-100
F23 at Seton Hall L 56-55
F27 -at Clemson (OT) L 81-83
F27 -at West Virginia L 66-72
M2 -at Wake Forest 1 W 89-84
M11 [6] South Carolina 1 L 63-71

1-ACC Tournament at Greensboro, N.C. (Greensboro Coliseum)

1972-73

Record: 23-7 M: 12-1 A: 8-4 N: 3-2
ACC: 7-5, 3rd place, ACC Tournament finalist

- N29 [3] Brown W 127-82
D2 [3] at Richmond W 83-50
D9 [3] at Canisius W 107-89
D12 [3] at Georgetown W 88-79
D22 [2] George Washington W 99-73
D29 [2] George Tech 1 W 90-76
Q2 [2] Kent W 76-58
J6 [2] -at Clemson W 79-75
J9 [2] at Navy W 93-74
J14 [2] [3] -NC State L 81-87
J20 [3] -at Virginia W 76-67
J22 [3] -Wake Forest W 100-76
J25 [4] Long Island W 100-73
J27 [4] [3] -North Carolina W 94-88
J31 [3] [2] -at NC State L 81-85
F8 [9] at Fordham W 83-72
F11 [9] Buffalo W 91-84
F14 [10] [6] -at North Carolina L 85-95
F17 [10] -Clemson W 89-81
F21 [8] at Duquesne W 81-71
F24 [8] -Duke W 96-68
F28 [9] -at Wake Forest L 60-62
M5 [9] -at Virginia W 92-81
M8 [10] Cleveland 1 W 79-63
W 73-55
D6 [12] Boston University W 77-81
D8 [12] Georgia Tech W 93-65
D10 [2] Fordham W 81-66
D20 [2] UNC Charlotte W 70-60
D29 [2] Seton Hall 1 W 104-69
D30 [2] Princeton W 66-59
J1 [2] Long Island L 71-88
J4 [2] at George Washington L 82-72

1-Maryland Invitational at College Park, Md. (Coke Field House); 2-ACC Tournament at Greensboro, N.C. (Greensboro Coliseum); 3-NCAA East Regional at Charlotte, N.C. (Charlotte Coliseum)

1973-74

Record: 23-5 H: 12-1 A: 7-3 N: 4-1
ACC: 9-3, 2nd place (tie), ACC Tournament finalist

- D1 [4] [1] UCLA L 64-57
D5 [4] Eastern Kentucky W 106-52
D11 [4] Georgetown W 115-83
D21 [2] Santa Clara 1 W 89-60
D22 [2] Holy Cross 1 W 102-75
D30 [2] Cleveland College 1 W 58-37
J2 [3] at Richmond W 96-60
J5 [3] -Clemson W 89-40
J11 [3] -at Wake Forest W 72-59
J13 [3] [4] -at NC State L 74-80
J17 [4] at Fordham W 72-50
J19 [4] at Navy W 88-81
J22 [5] Canisius W 86-73
J26 [4] [4] -at North Carolina L 73-82
J30 [4] [2] -NC State L 89-86
F2 [6] -Duke W 104-83
F6 [7] -at Wake Forest 1 W 88-81
F9 [7] George Washington 1 W 92-71
F13 [6] [4] -North Carolina W 91-80
F16 [6] -at Clemson W 96-54
F20 [5] Duquesne W 98-72
F22 [3] at Duke W 64-41
F27 [5] -Wake Forest W 77-68
D4 [7] -Virginia W 110-75
M7 [4] Duke 1 W 85-66
M8 [4] [6] North Carolina 1 W 105-85
M9 [4] [1] NC State (OT) 1 L 100-103

1-Cable Car Classic at Dinkard, Calif. (Dinkard Coliseum); 2-Maryland Invitational at College Park, Md. (Coke Field House); 3-at Landover, Md. (Capital Centre); 4-ACC Tournament at Greensboro, N.C. (Greensboro Coliseum)

1974-75

Record: 24-5 H: 12-2 A: 10-1 N: 2-2
ACC: 10-2, 2nd place, ACC Regular Season champion

- N29 [3] Brown W 127-82
D2 [3] at Richmond W 83-50
D9 [3] at Canisius W 107-89
D12 [3] at Georgetown W 88-79
D22 [2] George Washington W 99-73
D29 [2] George Tech 1 W 90-76
Q2 [2] Kent W 76-58
J6 [2] -at Clemson W 79-75
J9 [2] at Navy W 93-74
J14 [2] [3] -NC State L 81-87
J20 [3] -at Virginia W 76-67
J22 [3] -Wake Forest W 100-76
J25 [4] Long Island W 100-73
J27 [4] [3] -North Carolina W 94-88
J31 [3] [2] -at NC State L 81-85
F8 [9] at Fordham W 83-72
F11 [9] Buffalo W 91-84
F14 [10] [6] -at North Carolina L 85-95
F17 [10] -Clemson W 89-81
F21 [8] at Duquesne W 81-71
F24 [8] -Duke W 96-68
F28 [9] -at Wake Forest L 60-62
M5 [9] -at Virginia W 92-81
M8 [10] Cleveland 1 W 79-63
W 73-55
D6 [12] Boston University W 77-81
D8 [12] Georgia Tech W 93-65
D10 [2] Fordham W 81-66
D20 [2] UNC Charlotte W 70-60
D29 [2] Seton Hall 1 W 104-69
D30 [2] Princeton W 66-59
J1 [2] Long Island L 71-88
J4 [2] at George Washington L 82-72
J10 [2] [7] -at Wake Forest 1 L 93-96
J14 [2] [13] -at NC State W 87-69
J17 [2] at Navy W 77-62
J21 [2] -Clemson W 82-79
J25 [2] [2] -at NC State (OT) L 93-95
J28 [7] [8] -NC State W 102-94
J31 [7] [2] at North Carolina W 102-94
F4 [15] -at Virginia W 69-66
F7 [15] -Duke W 102-91
F11 [4] [3] -North Carolina L 69-81
F14 [4] -at Clemson W 98-79
F18 [7] at Georgetown W 72-63
F21 [7] -at Duke 1 W 89-60
F25 [10] -Wake Forest W 105-91
F28 [10] -Virginia W 81-73
M4 [9] Duke (OT) 1 W 80-78
M5 [9] Virginia 1 L 65-73
M8 [19] Virginia 1 W 81-67
M12 [19] -at NC State (2OT) W 87-69
M15 [19] -Duke W 79-63
M18 [19] -at Wake Forest 1 W 88-81
M21 [19] NC State 1 W 92-71
M24 [19] -North Carolina W 91-80

1-Maryland Invitational at College Park, Md. (Coke Field House); 2-at Greensboro, N.C. (Greensboro Coliseum); 3-ACC Tournament at Landover, Md. (Capital Centre)

- D15 [8] -South Carolina L 68-101
D19 Army W 75-68
D20 Fordham 1 W 84-53
D29 Delaware W 94-58
J2 [15] -NC State 1 L 57-91
J3 -at Wake Forest 1 W 96-88
J7 West Virginia W 83-76
J10 [3] -at South Carolina L 44-35
J12 -at Clemson W 75-68
J16 Navy W 79-55
J24 Maine W 97-68
J28 -Duke W 52-50
J31 [9] -North Carolina L 69-77
F4 [5] -at NC State L 54-64
F7 Georgetown W 81-71
F11 -at Virginia L 69-71
F18 [13] -at North Carolina L 83-50
F21 -at Duke L 76-87
F23 -Clemson W 103-85
F25 -at West Virginia L 78-83
M5 [19] NC State 1 L 57-67

1975-76

Record: 22-6 H: 13-2 A: 8-3 N: 1-1
ACC: 7-5, 2nd place (tie)

- N29 [3] Brown W 127-82
D2 [3] at Richmond W 83-50
D9 [3] at Canisius W 107-89
D12 [3] at Georgetown W 88-79
D22 [2] George Washington W 99-73
D29 [2] George Tech 1 W 90-76
Q2 [2] Kent W 76-58
J6 [2] -at Clemson W 79-75
J9 [2] at Navy W 93-74
J14 [2] [3] -NC State L 81-87
J20 [3] -at Virginia W 76-67
J22 [3] -Wake Forest W 100-76
J25 [4] Long Island W 100-73
J27 [4] [3] -North Carolina W 94-88
J31 [3] [2] -at NC State L 81-85
F8 [9] at Fordham W 83-72
F11 [9] Buffalo W 91-84
F14 [10] [6] -at North Carolina L 85-95
F17 [10] -Clemson W 89-81
F21 [8] at Duquesne W 81-71
F24 [8] -Duke W 96-68
F28 [9] -at Wake Forest L 60-62
M5 [9] -at Virginia W 92-81
M8 [10] Cleveland 1 W 79-63
W 73-55
D6 [12] Boston University W 77-81
D8 [12] Georgia Tech W 93-65
D10 [2] Fordham W 81-66
D20 [2] UNC Charlotte W 70-60
D29 [2] Seton Hall 1 W 104-69
D30 [2] Princeton W 66-59
J1 [2] Long Island L 71-88
J4 [2] at George Washington L 82-72
J10 [2] [7] -at Wake Forest 1 L 93-96
J14 [2] [13] -at NC State W 87-69
J17 [2] at Navy W 77-62
J21 [2] -Clemson W 82-79
J25 [2] [2] -at NC State (OT) L 93-95
J28 [7] [8] -NC State W 102-94
J31 [7] [2] at North Carolina W 102-94
F4 [15] -at Virginia W 69-66
F7 [15] -Duke W 102-91
F11 [4] [3] -North Carolina L 69-81
F14 [4] -at Clemson W 98-79
F18 [7] at Georgetown W 72-63
F21 [7] -at Duke 1 W 89-60
F25 [10] -Wake Forest W 105-91
F28 [10] -Virginia W 81-73
M4 [9] Duke (OT) 1 W 80-78
M5 [9] Virginia 1 L 65-73
M8 [19] Virginia 1 W 81-67
M12 [19] -at NC State (2OT) W 87-69
M15 [19] -Duke W 79-63
M18 [19] -at Wake Forest 1 W 88-81
M21 [19] NC State 1 W 92-71
M24 [19] -North Carolina W 91-80

1-Maryland Invitational at College Park, Md. (Coke Field House); 2-at Greensboro, N.C. (Greensboro Coliseum); 3-ACC Tournament at Landover, Md. (Capital Centre)

1976-77

Record: 19-8 H: 15-4 A: 3-3 N: 1-1
ACC: 7-5, 4th place

- N27 [8] More State (OT) 1 W 79-87
N32 [16] Seton Hall 1 W 96-75
F2 [8] Long Island W 80-68
F6 [16] Princeton W 58-49
F8 [17] East Carolina W 80-85
F9 [15] Duquesne W 72-74
M2 [17] Duquesne W 94-74
M8 [17] Appalachian State W 97-74
M12 [16] Xavier 1 W 86-72
M13 [18] Syracuse 1 W 85-86
J4 [15] Richmond W 95-87
J8 [15] Wake Forest (OT) L 81-86
J9 [15] -NC State W 82-80
J13 [15] -at Clemson L 78-93
J16 [13] [4] -at North Carolina L 71-81
J21 [13] [4] -at NC State L 81-79
J25 [13] [4] -at North Carolina L 93-95
J28 [7] [8] -NC State W 102-94
J31 [7] [2] at North Carolina W 102-94
F4 [15] -at Virginia W 69-66
F7 [15] -Duke W 102-91
F11 [4] [3] -North Carolina L 69-81
F14 [4] -at Clemson W 98-79
F18 [7] at Georgetown W 72-63
F21 [7] -at Duke 1 W 89-60
F25 [10] -Wake Forest W 105-91
F28 [10] -Virginia W 81-73
M4 [9] Duke (OT) 1 W 80-78
M5 [9] Virginia 1 L 65-73
M8 [19] Virginia 1 W 81-67
M12 [19] -at NC State (2OT) W 87-69
M15 [19] -Duke W 79-63
M18 [19] -at Wake Forest 1 W 88-81
M21 [19] NC State 1 W 92-71
M24 [19] -North Carolina W 91-80

1-Maryland Invitational at College Park, Md. (Coke Field House); 2-at Greensboro, N.C. (Greensboro Coliseum); 3-ACC Tournament at Landover, Md. (Capital Centre)

1977-78

Record: 15-13 H: 10-4 A: 1-8 N: 4-1
ACC: 3-9, 6th place

- N27 [14] Bucknell W 107-97
N28 [19] Georgetown 1 L 65-68
D2 [19] at Air Force W 81-68
D4 [19] at UNLV L 88-94
D9 [19] Penn State 1 W 69-61
D9 [19] Sicamous W 86-60
D16 East Carolina W 82-71
D26 [4] UNLV W 121-100
D32 Canisius W 128-103
D29 St. Joseph's (OT) 1 W 62-56
D30 [20] Southern California 1 W 83-79
J3 [20] George Washington W 84-72
J6 [20] -Wake Forest L 60-66
J10 [8] -at NC State (2OT) W 82-81
J13 [12] Louisville W 84-99
J19 [19] -at Clemson W 77-63
D20 [19] [2] -North Carolina L 53-54
J23 Navy W 82-62
J27 [11] Notre Dame W 67-66
J31 [17] -Virginia L 63-69
F3 [17] [3] -at Duke L 78-87
F6 [15] [4] -at North Carolina L 67-76
F8 -Clemson W 77-69
F17 [5] -Duke W 70-68
F18 -at Wake Forest 1 W 54-53
F19 -at Virginia L 72-75
F21 -Clemson 1 W 75-67
F24 M2 [7] North Carolina 1 L 79-102
F26 M12 [7] Duke State 1 W 67-65
F27 M12 [7] Duke State 1 W 72-79
F28 [19] Landover, Md. (Capital Centre); 2-at Hershey Park (Hershey Park Arena); 3-Maryland Invitational at College Park, Md. (Coke Field House); 4-at Greensboro, N.C. (Greensboro Coliseum); 5-NCAA Invitation Tournament at College Park, Md. (Coke Field House)

1-Landover, Md. (Capital Centre); 2-at Hershey Park (Hershey Park Arena); 3-Maryland Invitational at College Park, Md. (Coke Field House); 4-at Greensboro, N.C. (Greensboro Coliseum); 5-NCAA Invitation Tournament at College Park, Md. (Coke Field House)

1979-80

Record: 24-7 H: 16-0 A: 4-4 N: 4-3
ACC: 11-3, ACC Regular Season champion

- N30 UMES W 82-58
D3 Penn State 1 W 55-55
D4 [17] Georgetown 1 L 71-83

- D15 [8] -South Carolina L 68-101
D19 Army W 75-68
D20 Fordham 1 W 84-53
D29 Delaware W 94-58
J2 [15] -NC State 1 L 57-91
J3 -at Wake Forest 1 W 96-88
J7 West Virginia W 83-76
J10 [3] -at South Carolina L 44-35
J12 -at Clemson W 75-68
J16 Navy W 79-55
J24 Maine W 97-68
J28 -Duke W 52-50
J31 [9] -North Carolina L 69-77
F4 [5] -at NC State L 54-64
F7 Georgetown W 81-71
F11 -at Virginia L 69-71
F18 [13] -at North Carolina L 83-50
F21 -at Duke L 76-87
F23 -Clemson W 103-85
F25 -at West Virginia L 78-83
M5 [19] NC State 1 L 57-67

1979-80

Record: 24-7 H: 16-0 A: 4-4 N: 4-3
ACC: 11-3, ACC Regular Season champion

- N30 UMES W 82-58
D3 Penn State 1 W 55-55
D4 [17] Georgetown 1 L 71-83

1-Landover, Md. (Capital Centre); 2-at Hershey Park (Hershey Park Arena); 3-Maryland Invitational at College Park, Md. (Coke Field House); 4-at Greensboro, N.C. (Greensboro Coliseum); 5-NCAA Invitation Tournament at College Park, Md. (Coke Field House)

1979-80

Record: 24-7 H: 16-0 A: 4-4 N: 4-3
ACC: 11-3, ACC Regular Season champion

- N30 UMES W 82-58
D3 Penn State 1 W 55-55
D4 [17] Georgetown 1 L 71-83

1-Landover, Md. (Capital Centre); 2-at Hershey Park (Hershey Park Arena); 3-Maryland Invitational at College Park, Md. (Coke Field House); 4-at Greensboro, N.C. (Greensboro Coliseum); 5-NCAA Invitation Tournament at College Park, Md. (Coke Field House)

1979-80

Record: 24-7 H: 16-0 A: 4-4 N: 4-3
ACC: 11-3, ACC Regular Season champion

- N30 UMES W 82-58
D3 Penn State 1 W 55-55
D4 [17] Georgetown 1 L 71-83

1-Landover, Md. (Capital Centre); 2-at Hershey Park (Hershey Park Arena); 3-Maryland Invitational at College Park, Md. (Coke Field House); 4-at Greensboro, N.C. (Greensboro Coliseum); 5-NCAA Invitation Tournament at College Park, Md. (Coke Field House)

1979-80

Record: 24-7 H: 16-0 A: 4-4 N: 4-3
ACC: 11-3, ACC Regular Season champion

- N30 UMES W 82-58
D3 Penn State 1 W 55-55
D4 [17] Georgetown 1 L 71-83

1-Landover, Md. (Capital Centre); 2-at Hershey Park (Hershey Park Arena); 3-Maryland Invitational at College Park, Md. (Coke Field House); 4-at Greensboro, N.C. (Greensboro Coliseum); 5-NCAA Invitation Tournament at College Park, Md. (Coke Field House)

1979-80

Record: 24-7 H: 16-0 A: 4-4 N: 4-3
ACC: 11-3, ACC Regular Season champion

- N30 UMES W 82-58
D3 Penn State 1 W 55-55
D4 [17] Georgetown 1 L 71-83

1-Landover, Md. (Capital Centre); 2-at Hershey Park (Hershey Park Arena); 3-Maryland Invitational at College Park, Md. (Coke Field House); 4-at Greensboro, N.C. (Greensboro Coliseum); 5-NCAA Invitation Tournament at College Park, Md. (Coke Field House)

NOTE: Lefty Driesell's "Midnight Run" in 1971 became the precursor to today's national phenomenon called Midnight Madness.



EIGHT CONSECUTIVE NCAA TOURNAMENTS - 2001 FINAL FOUR

Table of basketball game results from 1982-83 to 1999-00, including team names, scores, and dates.

1988-89

Record: 9-20. H: 5-9 A: 0-10 N: 4-1. ACC: 1-13, 8th place. List of games and scores.

1989-90

Record: 19-14. H: 12-4 A: 3-6 N: 4-4. ACC: 6-8, 5th place. List of games and scores.

GARY WILLIAMS 12 Seasons 1989-90 to Present Rec: 242-139 Conf: 99-89. Includes a portrait of Gary Williams.

1990-91

Record: 19-14. H: 12-4 A: 3-6 N: 4-4. ACC: 6-8, 5th place. List of games and scores.

1991-92

Record: 18-13. H: 8-4 A: 6-7 N: 2-2. ACC: 6-8, 6th place. List of games and scores.

1992-93

Record: 24-8. H: 13-2 A: 6-4 N: 5-2. ACC: 9-5, 2nd place. List of games and scores.

1993-94

Record: 26-13. H: 13-3 A: 2-8 N: 1-2. ACC: 5-9, 5th place. List of games and scores.

1980-81

Record: 21-10. H: 12-3 A: 5-5 N: 4-2. ACC: 8-6, 4th place. List of games and scores.

1981-82

Record: 24-8. H: 13-2 A: 6-4 N: 5-2. ACC: 9-5, 2nd place. List of games and scores.

1982-83

Record: 20-10. H: 14-3 A: 5-4 N: 1-3. ACC: 8-6, 3rd place. List of games and scores.

1983-84

Record: 28-8. H: 15-5 A: 6-7 N: 3-2. ACC: 6-8, 6th place. List of games and scores.

BOBWADE 3 Seasons 1986-87 to 1988-89 Rec: 36-50 Conf: 7-35. Includes a portrait of Bob Wade.

1986-87

Record: 9-17. H: 8-8 A: 1-8 N: 0-1. ACC: 0-14, 8th. List of games and scores.

Record: 18-13. H: 8-4 A: 6-7 N: 2-2. ACC: 6-8, 6th place. List of games and scores.

1987-88

Record: 19-14. H: 10-5 A: 6-7 N: 3-2. ACC: 6-8, 6th place. List of games and scores.

1988-89

Record: 25-12. H: 14-2 A: 7-6 N: 4-4. ACC: 8-6, 4th place. List of games and scores.

1989-90

Record: 26-13. H: 13-3 A: 2-8 N: 1-2. ACC: 5-9, 5th place. List of games and scores.

1990-91

Record: 21-10. H: 12-3 A: 5-5 N: 4-2. ACC: 8-6, 4th place. List of games and scores.

TERNOTE: Legendary Len Bias ended his Maryland career in 1986 with the most points in Terrapin history (2,149).



EIGHT CONSECUTIVE NCAA TOURNAMENTS • 2001 FINAL FOUR

1990-91

Record: 16-12 H: 11-3 A: 3-8 N: 2-1

ACC 5-9, 7th place

N26	Towson	W 93-69
N28	Southern California	W 72-59
D1	West Virginia	W 87-65
D3	Boston College	L 85-100
D6	at Jacksonville	W 70-71
D8	at Irvine	W 93-79
D22	Lafayette	W 64-48
D27	Rutgers*	W 86-81
D29	(12) South Carolina*	W 78-69
J5	at Wake Forest	L 62-74
J6	Clemson	W 87-65
J7	UMBC	W 92-66
J9	(5) at North Carolina	L 73-105
J12	(14) Duke	L 78-94
J16	(14) Virginia	L 76-76
J19	at South Florida	W 87-81
J22	Boston University	W 85-59
J26	at NC State	W 100-80
J29	American	W 75-69
F1	(23) at Georgia Tech	L 65-80
F6	at Clemson	L 69-73
F9	(6) at Duke	L 81-101
F13	Georgia Tech	W 96-93
F16	(8) North Carolina	L 75-87
F19	at Virginia Tech	W 86-78
F23	Wake Forest	W 82-67
F27	at NC State	L 69-114
M2	(25) at Virginia Tech	W 78-74

1-ACC/Big Five Challenge at Richmond, Va. (Richmond Coliseum), 2-ECAC Holiday Festival at New York, N.Y. (Madison Square Garden)

1991-92

Record: 14-15 H: 10-5 A: 2-7 N: 2-3

ACC 5-11, 8th place

N23	Mount St. Mary's	W 83-53
N26	UMES	W 115-60
N30	American	W 93-68
D4	Providence*	W 76-66
D7	West Virginia	W 101-91
D10	at Louisville	L 79-96
D21	Towson	W 73-76
D23	Rider	W 83-69
D28	Rutgers*	L 71-95
D30	Evansville	L 64-75
J5	(15) at Georgia Tech	L 67-92
J8	Duke	W 73-61
J11	at NC State	L 88-94
J13	(14) at North Carolina	L 76-96
J18	Florida State (OT)	L 83-91
J22	Wake Forest	L 76-81
J25	Clemson	W 84-71
J29	at Virginia	W 75-82
F5	at Florida State	W 93-85
F9	(24) Georgia Tech	L 65-67
F13	NC State	W 77-74
F20	(1) at Duke	L 89-91
F22	at Clemson	L 70-82
F25	UNC Greensboro	W 84-80
M1	(10) North Carolina	W 82-55
M5	at Wake Forest	W 77-66
M7	American	L 74-76
M8	Clemson*	W 81-75
M9	(11) Duke*	L 87-94

1-ACC/Big Five Challenge at Hartford, Conn. (Hartford Civic Center), 2-Fiesta Bowl Classic at Tucson, Ariz. (McAlister Center), 3-ACC Tournament at Charlotte, N.C. (Charlotte Coliseum)

1992-93

Record: 12-16 H: 8-7 A: 2-8 N: 2-1

ACC 7-14, 8th place

D1	UMBC	W 103-80
D5	at West Virginia	L 72-86
D7	UMES	W 94-63
D10	American	W 98-67
D16	at La Salle	W 93-76
D23	Towson	W 83-68
D26	Morgan State	W 102-69
D28	Louisville	W 72-67
J2	at Howard	W 109-69
J9	(10) Georgia Tech	L 75-85
J9	(6) at North Carolina	L 73-101
J13	at Florida State	L 85-105
J16	Wake Forest	L 73-86
J19	Oklahoma*	W 89-75
J23	at NC State	W 70-61
J26	at Clemson	L 72-82
J30	(7) Duke	L 63-78
F4	(24) Virginia	L 69-70

F6	(22) at Georgia Tech	L 79-93
F9	(6) North Carolina	L 63-77
F13	Florida State	L 84-87
F17	(10) at Wake Forest	L 64-88
F24	at NC State	W 88-71
F27	Clemson	L 73-81
M3	(6) at Duke	L 79-95
M6	at Virginia	L 74-88
M11	NC State*	W 76-55
M12	(11) North Carolina	L 66-92
1-at Charlotte, Md. (Baltimore Arena), 2-ACC Tournament at Charlotte, N.C. (Charlotte Coliseum)		

1-ACC/Big Five Challenge at Richmond, Va. (Richmond Coliseum), 2-ECAC Holiday Festival at New York, N.Y. (Madison Square Garden)

1993-94

Record: 18-12 H: 10-3 A: 4-6 N: 4-3

ACC 8-8, 4th place (tie)

N24	(14) Kentucky*	L 84-96
N27	(19) Towson*	W 70-67
D2	(19) Massachusetts*	L 47-50
D3	Jordan University*	W 98-91
D6	(20) Howard	W 88-71
D9	(20) UCLA*	L 63-73
D13	Rider	W 83-67
D18	American	W 104-79
D28	UMES	W 104-66
J3	at Georgia Tech	L 84-98
J16	(16) North Carolina (OT)	L 86-98
J18	(8) at Wake Forest	L 64-77
J19	Delaware State	W 118-55
J27	at NC State (OT)	W 77-74
J28	Clemson	W 65-60
J28	at Duke	L 73-83
F1	at Virginia	W 80-72
F3	at Georgia Tech	W 88-74
F6	(25) at North Carolina	W 84-78
F10	at Florida State	L 78-100
F15	(8) Wake Forest	L 78-85
F18	Missouri	W 91-72
F22	at NC State	W 86-84
F24	at Clemson	L 61-68
F28	Duke	L 75-77
F28	Virginia	W 83-71
F28	Florida State	W 88-78
F28	Duke*	W 82-69
M15	(18) Georgia Tech*	L 79-84

1-Hall of Fame Tip-Off Classic at Springfield, Mass. (Springfield Civic Center), 2-Baltimore, Md. (Baltimore Arena), 3-Franklin National Bank Classic at Lansdowne, Md. (USAir Arena), 4-John Wooden Classic at Anaheim, Calif. (Arrowhead Pond of Anaheim), 5-ACC Tournament at Greensboro, N.C. (Greensboro Coliseum), 6-NCAA West Region First Round at Tempe, Ariz. (Special Events Center)

1994-95

Record: 26-8 H: 16-0 A: 4-4 N: 6-4

ACC 12-4, ACC Regular Season co-champion

N21	[7] Chamblaine*	W 95-67
N22	[7] Utah*	W 90-78
D27	[1] Arizona State*	W 90-97
N29	[11] Loyola (Md.)	W 92-62
D8	[11] Bucknell	W 102-64
D8	[11] UMass Lowell*	W 103-57
D8	[11] Colgate	W 117-53
D10	[11] Massachusetts*	L 74-85
D12	[12] Towson	W 120-73
D23	[11] Morgan State	W 138-72
D27	[9] La Salle	W 96-80
D30	[9] American	W 98-77
J14	[7] (24) Georgia Tech	W 89-67
J17	[11] at North Carolina	W 101-100
J19	[9] at Florida State	W 70-57
J14	[9] (14) Wake Forest	W 76-66
J22	(8) at NC State	W 84-67
J25	(8) at Clemson	W 56-51
J28	(8) Duke	W 74-72
F1	(5) [15] Virginia	W 71-62
F5	(5) [21] at Georgia Tech	L 89-100
F7	(8) [11] North Carolina	W 86-73
F7	(8) [11] Florida State*	L 66-73
F11	(8) Florida State	W 80-65
F19	(7) [14] Wake Forest	L 54-63
F19	(7) [14] Cincinnati*	W 74-72
F25	(7) Clemson	W 84-68
M1	(6) at NC State	L 71-62
M1	(6) at Virginia	L 79-92
M10	(10) Florida State*	L 69-73
M11	(10) [4] North Carolina (OT)*	L 92-97
M16	(10) Gonzaga*	W 87-63

1-at Louisville, Md. (Capital Center), 2-at Oklahoma City, Okla. (The Midland), 3-at Baltimore, Md. (Baltimore Arena), 4-Hall of Fame Classic at Springfield, Mass. (Springfield Civic Center), 5-ACC Tournament at Charlotte, N.C. (Charlotte Coliseum), 6-NCAA Midwest Region First and Second Rounds at Wichita, Kan. (Kansas Coliseum), 7-NCAA Midwest Region Final at Dallas, Texas (Reunion Arena)

1995-96

Record: 17-13 H: 11-3 A: 3-5 N: 3-5

ACC 8-8, 4th place (tie)

N24	(14) Kentucky*	L 84-96
N27	(19) Towson*	W 70-67
D2	(19) Massachusetts*	L 47-50
D3	Jordan University*	W 98-91
D6	(20) Howard	W 88-71
D9	(20) UCLA*	L 63-73
D13	Rider	W 83-67
D18	American	W 104-79
D28	UMES	W 104-66
J3	at Georgia Tech	L 84-98
J16	(16) North Carolina (OT)	L 86-98
J18	(8) at Wake Forest	L 64-77
J19	Delaware State	W 118-55
J27	at NC State (OT)	W 77-74
J28	Clemson	W 65-60
J28	at Duke	L 73-83
F1	at Virginia	W 80-72
F3	at Georgia Tech	W 88-74
F6	(25) at North Carolina	W 84-78
F10	at Florida State	L 78-100
F15	(8) Wake Forest	L 78-85
F18	Missouri	W 91-72
F22	at NC State	W 86-84
F24	at Clemson	L 61-68
F28	Duke	L 75-77
F28	Virginia	W 83-71
F28	Florida State	W 88-78
F28	Duke*	W 82-69
M15	(18) Georgia Tech*	L 79-84

1-Hall of Fame Tip-Off Classic at Springfield, Mass. (Springfield Civic Center), 2-Baltimore, Md. (Baltimore Arena), 3-Franklin National Bank Classic at Lansdowne, Md. (USAir Arena), 4-John Wooden Classic at Anaheim, Calif. (Arrowhead Pond of Anaheim), 5-ACC Tournament at Greensboro, N.C. (Greensboro Coliseum), 6-NCAA West Region First Round at Tempe, Ariz. (Special Events Center)

1996-97

Record: 21-11 H: 1-3 A: 5-4 N: 5-4

ACC 9-7, 4th place (tie)

N24	(14) Kentucky*	L 84-96
N27	(19) Towson*	W 70-67
D2	(19) Massachusetts*	L 47-50
D3	Jordan University*	W 98-91
D6	(20) Howard	W 88-71
D9	(20) UCLA*	L 63-73
D13	Rider	W 83-67
D18	American	W 104-79
D28	UMES	W 104-66
J3	at Georgia Tech	L 84-98
J16	(16) North Carolina (OT)	L 86-98
J18	(8) at Wake Forest	L 64-77
J19	Delaware State	W 118-55
J27	at NC State (OT)	W 77-74
J28	Clemson	W 65-60
J28	at Duke	L 73-83
F1	at Virginia	W 80-72
F3	at Georgia Tech	W 88-74
F6	(25) at North Carolina	W 84-78
F10	at Florida State	L 78-100
F15	(8) Wake Forest	L 78-85
F18	Missouri	W 91-72
F22	at NC State	W 86-84
F24	at Clemson	L 61-68
F28	Duke	L 75-77
F28	Virginia	W 83-71
F28	Florida State	W 88-78
F28	Duke*	W 82-69
M15	(18) Georgia Tech*	L 79-84

1-Hall of Fame Tip-Off Classic at Springfield, Mass. (Springfield Civic Center), 2-Baltimore, Md. (Baltimore Arena), 3-Franklin National Bank Classic at Lansdowne, Md. (USAir Arena), 4-John Wooden Classic at Anaheim, Calif. (Arrowhead Pond of Anaheim), 5-ACC Tournament at Greensboro, N.C. (Greensboro Coliseum), 6-NCAA West Region First Round at Tempe, Ariz. (Special Events Center)

1997-98

Record: 21-11 H: 1-2 A: 3-5 N: 6-4

ACC 10-6, 3rd place

N14	(17) North Carolina	L 72-76
N18	Fairleigh Dickinson	L 70-70
N22	Mount St. Mary's	W 102-74
N25	(24) Florida International	W 117-70
D4	(12) [17] at Clemson (OT)	L 65-78
D7	(12) [17] Kansas*	L 66-70
D8	(19) George Washington*	L 66-70
D13	Jordan	W 104-66
D22	(20) UNC Asheville	W 110-52
D22	(20) UNC Wilmington	W 74-36
D30	(20) at Missouri	L 79-83
J3	(20) [3] Duke	L 72-74
J7	(13) Florida State	W 101-104
J10	at NC State	W 68-65
J14	(11) North Carolina (OT)	W 83-65
J17	at Wake Forest	L 60-72
J24	(23) Clemson	W 70-67
J25	(21) [11] at Duke	L 59-86
F1	(23) Virginia	W 73-76
F15	(21) at NC State	W 68-62
F18	(24) [11] at North Carolina	L 67-85
F19	(23) Wake Forest	L 79-83
F21	(23) Virginia	W 88-76
F24	(23) [11] at Duke	L 59-86
F24	at Clemson	L 73-76
F28	(24) Temple*	W 84-66
F28	(24) Virginia*	L 73-83
F28	(24) Virginia (OT)	L 83-65
F28	(24) Utah State*	W 82-68
M12	(20) [22] Illinois*	W 67-61
M12	(20) [4] Arizona*	L 79-87
M12	(20) [23] St. John's*	L 68-82
M12	(20) [23] Iowa*	L 74-66
M18	(17) UCLA*	L 70-105

1-Precision HIT at College Park, Md. (Caldwell Field House), 2-Precision HIT at New York, N.Y. (Madison Square Garden), 3-ACC/Big Ten Challenge at Baltimore, Md. (Baltimore Arena), 4-8887 Class at Washington, D.C. (MCI Center), 5-ACC Tournament at Charlotte, N.C. (Charlotte Coliseum), 6-NCAA Midwest Region First and Second Rounds at Minneapolis, Minn. (HHB Metrosdome)

1998-99

Record: 28-6 H: 13-1 A: 7-3 N: 8-2

ACC 13-3, 2nd place

N14	(16) North Carolina	W 113-46
N17	(6) UMBC	W 90-62
N20	(6) Hofstra	W 89-59
N23	(5) Duquesne	W 81-47
N26	(5) at AU Puerto Rico*	W 82-52
N27	(5) [10] UCLA*	W 80-64
N28	(5) Pittsburgh*	W 82-62
N28	(5) Wake Forest	W 89-69
N6	(2) [5] Stanford*	W 82-62
D12	(2) [2] DePaul*	W 92-75
D12	(2) [5] at Kentucky	L 91-103
D15	(5) Princeton*	W 81-58
D19	(5) North Texas	W 105-57
D23	(5) South Carolina State	W 104-70
J4	(2) [2] Duke	L 64-82
J7	(5) at Virginia	W 71-66
J10	(5) at NC State	W 94-48
J13	(9) at North Carolina	W 89-76
J14	at Georgia Tech	W 77-62
J24	(4) at Clemson (OT)	W 81-79
J27	(4) at Florida State	W 100-87
J31	(4) at Wake Forest	L 72-85
F7	(12) [2] at Duke	L 77-95
F6	(12) [1] at NC State	W 88-50
F10	(12) at NC State	L 65-55
F13	(12) North Carolina	W 81-64
F16	(12) Georgia Tech	W 91-60
F24	(5) Clemson	W 77-60
F24	(5) at Florida State	W 84-75
F24	(5) Florida State*	W 93-69
M6	(5) [15] North Carolina*	L 79-86
M11	(5) [15] Virginia*	L 82-60
M15	(11) Creighton*	L 75-63
M18	(5) [9] St. John's*	L 62-76

1-Spartan Rico Shootout at Bayamon, PR. (Española Gym), 2-Puerto Rico* 2-8887 Class at Washington, D.C. (MCI Center), 3-at Baltimore, Md. (Baltimore Arena), 4-ACC Tournament at Greensboro, N.C. (Greensboro Coliseum), 5-NCAA South Region First and Second Rounds at Knoxville, Tenn. (Thompson-Southern Arena)

1999-00

Record: 25-10 H: 15-1 A: 4-5 N: 6-4

ACC 11-5, 2nd place, ACC Tournament finalist

N17	San Francisco	W 75-65
N20	St. Lawrence	L 71-61
N21	Second Round at New York City	L 66-88
N22	[4] Fairleigh Dickinson	W 104-45
N2		

SERIES RESULTS

Air Force

Maryland leads, 2-0

1-14-78 H W 74-73
12-2-78 A W 81-68

Alabama

Maryland leads, 3-0

2-26-25 N1 W 27-21
12-8-84 A W 59-54
12-1-85 H W 60-58
1-5a Conf Tournament at Atlanta, Ga.

Alaska-Anchorage

Maryland leads, 1-0

11-24-84 N1 W 54-52
1-Great Alaska Shootout at Anchorage, Alaska (Sullivan Arena)

Alcorn State

Maryland leads, 1-0

11-30-89 H W 110-91

American

Maryland leads, 9-1

1926-27 A L 16-21
11-27-77 N1 W 78-65
12-2-80 H W 95-65
1-8-83 H W 73-71
1-29-91 H W 72-69
11-30-91 H W 93-68
12-10-92 H W 98-67
12-30-94 H W 98-77

Arizona

Maryland leads, 1-0

11-26-98 A1 W 82-32
1-Puerto Rico Shootout at Gayton, PR (Eugenio Guerrero Sports Complex)

Appalachian State

Maryland leads, 2-0

1-2-75 H W 76-50
12-18-76 H W 76-74

Arizona State

Maryland trails, 0-2

12-27-63 N1 L 54-57
3-19-88 N2 L 79-87
1-Evanston Holiday Tournament (Roberts Stadium); 2-NCAA Tournament at Anaheim, Calif. (Arrowhead Pond at Anaheim)

Arizona State

The series is tied, 1-1

11-23-94 N1 W 65-50
11-23-94 N2 L 90-97

Arizona State

The series is tied, 1-1

1-All-American City Tournament at Owendsha, Ky.; 2-Miami Invitational at Lohaina, Hawaii (Luhana Civic Center)

Arkansas

The series is tied, 1-1

12-30-87 H W 88-61
12-10-88 A L 68-73

Army

Maryland trails, 4-8

1-7-39 A L 25-45
2-18-42 A L 32-44
2-6-43 A L 48-44
3-1-44 A L 22-85
2-28-45 A L 34-54
2-27-46 A L 25-52
2-24-47 A W 57-54
1-31-48 A L 44-48
12-29-66 N1 W 57-54
12-19-69 N2 L 54-69

12-21-77 H W 59-77
12-2-89 N3 W 78-60

1-Charlotte Invitational at Charlotte, N.C. (Charlotte Coliseum); 2-Maryland Invitational at College Park, Md. (Cale Field House); 3-Central Family Classic at Richmond Va. (Robbins Center)

Augusta College

Maryland leads, 1-0

11-27-89 H W 105-74

Bainbridge Navy

Maryland trails, 0-2

12-21-43 H L 20-52
1-24-44 A L 25-78

Ball State

Maryland leads, 1-0

11-30-76 H W 86-70

Baltimore City College

Maryland leads, 2-1

2-21-14 H L
1-21-36 H W 55-33
1-4-38 A W 50-32
1-25-33 H L 27-29
2-2-34 H W 33-25
1-21-35 A L 29-45
1-21-36 H L 29-40
1-21-38 H W 49-33
2-20-39 A W 40-38
2-17-40 H W 46-31
1-29-44 H W 33-31
2-8-44 A L 33-53
12-10-79 H W 113-79

Biscayne

Maryland leads, 1-0

12-9-78 H W 86-60

Boston College

Maryland leads, 3-1

3-11-58 N1 W 86-63
12-30-73 H2 W 58-37
12-24-83 H1 W 89-76
12-30-93 N1 L 85-100

1-NCAA Tournament at New York City, N.Y. (Madison Square Gardens); 2-Maryland Invitational at College Park, Md. (Cale Field House); 3-ACC Big East Challenge at Richmond, Va. (Richmond Coliseum)

Boston University

Maryland leads, 3-1

12-8-75 H W 122-82
1-21-80 H W 99-76
1-20-90 N1 L 61-65
1-22-91 H W 85-59

1-at Boston Mass. (Boston Garden)

Brown

Maryland leads, 3-0

12-1-71 H W 100-83
11-29-72 H W 122-82
12-8-79 H W 72-59

Bucknell

Maryland leads, 6-0

12-22-76 H W 106-72
11-25-77 H W 95-62
11-24-78 H W 107-97
12-22-79 H W 95-73
1-19-87 H W 77-68
12-3-94 H W 102-64

Buffalo

Maryland leads, 4-0

12-1-69 H W 97-77
12-5-70 H W 109-70
1-25-72 H W 82-58
2-17-73 H W 93-64

California

Maryland leads, 1-0

12-6-96 N1 W 80-64
1-Franklin National Bank Classic at Landover, Md. (US Air Force)

Canisius

Maryland leads, 7-0

12-17-71 H W 86-77
12-9-72 A W 107-80
1-22-74 H W 86-73
12-23-78 H W 128-103
1-20-82 H W 91-73
12-4-82 H W 67-66
12-3-83 H W 77-55

Carroll Institute

Maryland trails, 0-1

1904-05 L

Catholic

Maryland leads, 12-10

1910-11 H W 35-30
1-14-14 A L
1-31-14 H L
1-25-19 N1 L 7-25
3-31-19 N1 L 12-14
1923-24 H L 13-30
1-8-24 H L 14-20
1924-25 A W 18-14
1-11-30 H W 27-17
2-6-31 A W 24-21
2-3-32 H W 39-34
1-25-33 A L 27-29
2-2-34 H W 33-25
1-21-35 A L 29-45
1-21-36 H L 29-40
1-21-38 H W 49-33
2-20-39 A W 40-38
2-17-40 H W 46-31
1-29-44 H W 33-31
2-8-44 A L 33-53
12-10-79 H W 113-79

1-at Washington YMCA

Central Florida

Maryland leads, 1-0

2-16-87 H W 73-55

Chaminade

Maryland leads, 1-0

11-21-94 N1 W 95-67
1-Miami Invitational at Lohaina, Hawaii (Luhana Civic Center)

Chicago State

Maryland leads, 2-0

12-2-96 H W 94-44
3-8-73 N3 W 77-61
1-5-74 H W 89-60
2-16-74 A W 56-54
1-2-75 A L 82-83
7-20-75 A W 70-64
1-12-76 H L 77-82
2-14-76 A W 98-89
1-19-77 A L 71-93
12-17-77 H W 84-78
1-16-78 H W 90-75
2-11-78 A W 80-75
1-17-79 A W 77-63
2-10-79 H W 77-69
3-1-79 N3 W 75-67
1-16-80 H W 84-83
2-9-80 A L 81-90
2-29-80 N3 N1 91-85
1-17-81 A W 68-62 (OT)
2-12-81 H W 72-70
1-16-82 H W 62-57
2-13-82 A L 66-75
1-19-83 A W 80-61
2-19-83 H W 92-88
1-17-84 H W 85-72
2-18-84 H W 66-65 (DOT)
1-16-85 N1 W 94-84
2-17-85 A L 64-71
2-8-86 H W 78-69
2-15-86 A L 60-70
3-4-89 N1 L 27-39
1-17-87 A L 64-72
2-8-87 H L 79-80

CCNY

The series is tied, 1-1

1928-25 H W 22-16
12-31-41 A L 40-57

Cincinnati

Maryland leads, 2-1

12-2-49 A1 L 33-70
12-30-54 N2 W 78-61
2-19-95 N3 W 78-72
2-10-79 H W 77-69
3-1-79 N3 W 75-67
1-16-80 H W 84-83
2-9-80 A L 81-90
2-29-80 N3 N1 91-85
1-17-81 A W 68-62 (OT)
2-12-81 H W 72-70
1-16-82 H W 62-57
2-13-82 A L 66-75
1-19-83 A W 80-61
2-19-83 H W 92-88
1-17-84 H W 85-72
2-18-84 H W 66-65 (DOT)
1-16-85 N1 W 94-84
2-17-85 A L 64-71
2-8-86 H W 78-69
2-15-86 A L 60-70
3-4-89 N1 L 27-39
1-17-87 A L 64-72
2-8-87 H L 79-80

The Citadel

Maryland leads, 2-0

3-4-38 N1 W 45-43
2-26-47 H W 52-40
1-5a Conf. Tournament at Raleigh, N.C. (Herald Coliseum)

Clemson

Maryland leads, 78-42

12-15-38 H W 45-35
3-4-39 N1 L 27-39
1-1-40 H W 53-26

1-27-40 A L 30-48
12-19-40 H L 34-48
1-19-48 H W 49-42
2-23-48 A W 67-61
12-18-48 H W 74-50
2-20-49 A L 49-68
12-16-49 H L 55-60
2-25-50 A L 68-70
2-3-51 A L 44-50
2-19-51 H W 54-50 (OT)
3-1-51 N1 W 50-48
1-15-53 A W 81-41
1-6-54 H W 79-54
3-4-54 N2 W 75-59
1-8-55 A W 71-63
2-15-55 H W 68-66
1-7-56 A W 71-63
2-14-56 H W 81-69
1-4-57 A W 59-52
2-25-57 H W 74-65
1-4-58 H L 66-73
2-19-58 H W 72-54
3-19-59 A L 46-55
2-18-59 H W 77-58
2-15-60 H W 70-55
2-26-60 A W 66-59 (DOT)
10-01-61 A L 59-76
2-25-61 H W 82-80 (OT)
3-2-61 N2 W 91-75
2-10-62 A L 61-73
2-24-62 H L 68-75
2-9-63 A L 69-62
2-22-63 H W 67-67
12-16-63 H W 56-48
2-28-64 A L 68-83
3-6-64 N2 L 67-81
1-8-65 A W 71-63
2-26-65 H W 88-71
3-4-65 N2 W 61-50
1-29-66 A L 66-71
2-26-66 H L 69-81
3-16-67 H W 68-48
2-25-67 A L 61-65
1-15-68 A L 93-94 (DOT)
2-24-68 H W 81-68
1-13-69 H W 83-78
2-22-69 A W 84-83
1-12-70 A W 75-68
2-23-70 H W 103-85
1-11-71 H W 56-52
2-22-71 A L 45-51 (OT)
1-9-72 A L 61-63
2-19-72 H W 67-57
3-6-73 N3 W 54-52
1-6-73 A W 79-75
2-17-73 H W 69-66
3-8-73 N3 W 77-61
1-5-74 H W 89-60
2-16-74 A W 56-54
1-2-75 A L 82-83
7-20-75 A W 70-64
1-12-76 H L 77-82
2-14-76 A W 98-89
1-19-77 A L 71-93
12-17-77 H W 84-78
1-16-78 H W 90-75
2-11-78 A W 80-75
1-17-79 A W 77-63
2-10-79 H W 77-69
3-1-79 N3 W 75-67
1-16-80 H W 84-83
2-9-80 A L 81-90
2-29-80 N3 N1 91-85
1-17-81 A W 68-62 (OT)
2-12-81 H W 72-70
1-16-82 H W 62-57
2-13-82 A L 66-75
1-19-83 A W 80-61
2-19-83 H W 92-88
1-17-84 H W 85-72
2-18-84 H W 66-65 (DOT)
1-16-85 N1 W 94-84
2-17-85 A L 64-71
2-8-86 H W 78-69
2-15-86 A L 60-70
3-4-89 N1 L 27-39
1-17-87 A L 64-72
2-8-87 H L 79-80

1-9-88 H W 68-53
2-10-88 A W 70-66
1-7-89 H L 58-75
2-7-89 H W 98-87
1-6-90 A L 77-82
2-7-90 H L 73-75
1-5-91 H W 81-65
2-6-91 A L 69-73
1-25-92 H W 84-71
2-22-92 A L 70-82
3-6-92 N4 W 81-75
1-28-93 A L 72-82
2-27-93 H L 73-81
1-26-94 H W 73-53
2-26-94 A L 67-73
1-25-95 H W 56-51
2-25-95 H W 84-68
1-24-96 H W 65-60
2-24-96 A L 61-68
1-15-97 H L 63-67
2-8-97 A L 68-80
3-7-97 N3 W 76-61
12-4-97 A L 65-78 (OT)
1-24-98 H W 74-69
1-24-99 A W 81-79 (OT)
2-24-99 H W 77-60
1-22-00 H W 74-63
1-22-00 A W 76-62
1-2-01 A W 104-92
2-4-01 H W 69-54

Connecticut

Maryland leads, 0-3

2-15-41 H L 43-52
12-4-89 N1 L 65-87
3-23-95 N2 L 89-99

1-ACC Big East Challenge at Hartford Conn. (Hartford Civic Center); 2-NCAA Tournament at Oakland, Calif. (Oakland Coliseum)

Coppin State

Maryland trails, 0-1

12-12-89 H L 63-70

Cornell

Maryland leads, 1-0

11-27-93 H W 92-41

Creighton

Maryland leads, 2-0

3-18-75 N1 W 83-79
3-13-99 N2 W 75-63
1-NCAA Tournament at Lubbock, Texas (Memorial Coliseum); 2-NCAA Tournament at Orlando, Fla. (Orlando Arena)

Davidson

Maryland leads, 6-3

12-16-38 H W 44-27
12-16-47 H W 59-58
3-4-48 N1 L 51-58
1-4-49 N2 L 49-52
2-18-50 H W 64-61
2-1-51 A W 57-55
3-1-52 H W 71-58
12-28-66 A3 W 66-63
12-27-68 A3 L 69-85
1-5a Conf. Tournament at Durham, N.C. (Raynolds Coliseum); 2-ACC Tournament at Raleigh, N.C. (Raynolds Coliseum); 3-ACC Tournament at Greensboro, N.C. (Greensboro Coliseum); 4-ACC Tournament at Charlotte, N.C. (Charlotte Coliseum)

Dayton

The series is tied, 2-2

13-30-65 N1 W 77-75
2-13-84 H W 61-69
1-5-85 A L 63-57
11-22-00 N2 L 71-77
1-Sugar Bowl Tournament at New Orleans, La. (Loyola Field House); 2-Miami Invitational at Lohaina, Hawaii (Luhana Civic Center)

Delaware

The series is tied, 2-2

1910-11 A L 14-23
3-4-14 A L 113-49
12-29-69 H W 94-58
12-1-70 H W 86-73

Delaware State

Maryland leads, 2-0

11-25-89 H W 87-53
1-17-96 H W 115-85
2-23-45 H W 85-82
1-13-66 A L 61-76
2-19-66 H L 69-74
1-14-67 H L 69-72 (OT)
2-18-67 A L 58-84
1-13-68 H L 52-81
2-6-68 A L 64-85
1-11-69 A L 64-86
2-10-69 H L 83-93
1-28-70 H W 113-49
12-3-75 H W 99-42

DePaul

Maryland leads, 2-0

12-12-76 H W 92-74
12-7-98 N1 L 92-75
1-8887 Classic at Washington D.C. (MCI Center)

DePauw

Maryland leads, 2-0

12-12-74 H W 113-49
12-3-75 H W 99-42

Dickinson College

Maryland leads, 1-0

2-19-38 H W 57-27

Duke

Maryland trails, 53-95

1925-26 H W 41-20
1-9-30 H L 27-28
2-20-30 A L 24-39
1-15-31 H W 32-24
2-28-32 A W 20-18 (OT)
1-12-33 H W 30-28
1-11-34 H W 37-33
1-11-35 H L 39-48
2-1-36 H W 38-34
3-5-36 N1 W 47-35
1-16-37 H L 31-34
1-30-37 A L 30-34
1-15-38 H W 40-35
1-29-38 A L 34-44
3-5-38 N1 L 32-35
1-13-39 H W 57-34
2-2-39 A W 60-44
1-9-40 H W 32-30
1-30-40 A L 37-48
3-1-40 N1 L 32-44
1-11-41 H L 26-40
2-1-41 L 17-43
1-10-42 A L 33-37
2-25-42 H L 46-64
1-24-43 H L 43-46
1-6-45 A L 24-51
2-22-45 N1 49-76
1-4-46 A L 25-59
1-25-46 H W 43-38
2-18-47 H L 38-40
1-5-48 A L 42-53
1-3-50 A L 46-58
2-10-50 H W 67-57
2-16-51 H L 40-49
2-18-52 A L 51-56
3-6-52 N1 L 48-51
3-5-53 N1 H 74-65
2-16-54 H L 61-68
12-2-54 H W 49-47
12-17-54 A L 61-68
1-14-56 A L 62-76
2-7-56 H L 70-84
3-1-56 N2 L 69-82
1-10-57 H W 60-71
1-31-57 A L 62-52
1-8-58 H W 74-49
2-21-58 A L 59-68
3-7-58 N2 W 71-65 (OT)
1-7-59 A L 69-78
1-16-60 H W 56-48
2-18-60 H W 71-61
1-14-61 A L 72-67
2-16-61 H W 76-71
1-13-62 A L 68-69
2-13-62 H L 53-59
3-1-62 N2 L 59-71
12-9-62 H L 56-92
2-19-63 H L 70-76
2-6-64 H L 72-104
2-22-64 A L 63-84
2-1-65 A L 64-82
2-23-65 H W 85-82
1-13-66 A L 61-76
2-19-66 H L 69-74
1-14-67 H L 69-72 (OT)
2-18-67 A L 58-84
1-13-68 H L 52-81
2-6-68 A L 64-85
1-11-69 A L 64-86
2-10-69 H L 83-93
1-28-70 H W 113-49
2-7-71 A L 76-87
2-6-71 A W 88-99
2-13-71 H L 67-70
2-5-72 H W 77-58
2-26-72 A L 59-68
2-3-73 A L 81-85
2-24-73 H W 96-68

Cornell

Maryland leads, 1-0

11-27-93 H W 92-41

Creighton

Maryland leads, 2-0</

'94

'95

'96

'97

'98

'99

'00

EIGHT CONSECUTIVE NCAA TOURNAMENTS • 2001 FINAL FOUR

2-27-74	H	W	104-83
2-23-74	A	W	64-61
3-7-74	N	W	85-66
1-8-75	H	W	87-77
2-8-75	A	W	104-80
2-7-76	H	W	102-91
2-21-76	A	L	67-69
3-4-76	N	W	80-78 (OT)
2-5-77	A	W	65-64 (OT)
2-19-77	H	W	85-72
1-4-78	H	L	78-88
2-18-78	A	L	70-81
3-2-78	N	L	69-81
2-23-79	A	L	78-87
2-17-79	H	W	70-68
2-2-80	H	W	101-82
2-16-80	A	L	61-66

3-1-80	N3	L	72-73
1-10-81	H	W	94-79
2-7-81	A	L	54-55
3-5-81	N4	W	56-53
1-9-82	A	W	40-36
2-6-82	H	W	77-60
1-15-83	H	L	67-86
2-21-83	A	W	101-90
1-14-84	A	W	81-75
2-11-84	H	L	84-89
3-11-84	N3	L	74-62
1-14-85	H	W	78-76 (OT)
2-9-85	A	L	62-70
3-8-85	N5	L	73-86
1-4-86	H	L	75-81
1-25-86	A	L	68-80
1-14-87	H	L	61-85
2-2-87	A	L	67-76

1-16-88	A	L	72-69
2-13-88	H	L	83-90
1-14-89	H	L	72-82
2-11-89	A	L	60-86
1-13-90	A	L	80-91
2-10-90	H	L	111-114 (OT)
3-9-90	N6	L	84-104
1-12-91	H	L	78-94
2-9-91	A	L	81-101
1-8-92	H	L	66-83
2-20-92	A	L	89-91
3-9-92	N6	L	87-94
1-30-93	H	L	62-78
3-3-93	A	L	79-95
1-29-94	A	L	62-75
3-2-94	H	L	69-73

1-28-95	H	W	74-72
3-1-95	A	W	94-92
1-28-96	A	L	73-83
2-28-96	H	L	75-77
3-8-96	N3	L	82-69
1-26-97	H	L	74-70
2-17-97	A	L	69-81
1-3-98	H	L	72-104
1-29-98	A	L	59-86
1-3-99	H	L	64-82
2-3-99	A	L	77-95
1-9-00	H	L	73-80
1-9-00	A	W	98-87
1-22-00	N6	L	68-81
3-1-00	H	L	66-98 (OT)
2-27-01	A	W	91-80
3-10-01	N7	L	82-84
3-31-01	N8	L	84-95

1-5a. Cont. Tournament at Raleigh, N.C. (Reynolds Coliseum); 2-ACC Tournament at Greensboro, N.C. (Greensboro Coliseum); 4-ACC Tournament at Landover Md. (Capital Center); 5-ACC Tournament at Atlanta, Ga. (Omni); 6-ACC Tournament at Charlotte, N.C. (Charlotte Coliseum); 7-ACC Tournament at Atlanta, Ga. (Georgia Dome); 8-NCAA Final Four at Minneapolis, Minn. (HHH Metrodome)

ACC Series Profile

Terps at Home:	32-34
Terps on the Road:	14-48
Terps at Neutral Sites:	7-13
Terps since 1953-54:	29-82
Last 10 Games:	9-2
Current Streak:	DU won 2
Longest Win Streak:	7
Longest DU Win Streak:	15
Largest Win Margin:	33
(64-31 on Jan. 7, 1959)	
Largest Loss Margin:	36
(92-56 on Dec. 9, 1962)	
Most DU Points Scored:	111
Most DU Points Scored:	114

Duquesne

Maryland leads, 7-0			
2-9-72	H	W	85-71
2-1-73	A	W	81-71
2-10-74	H	W	98-72
2-23-75	A	W	103-82
1-11-82	H	W	85-64
1-2-83	H	W	87-67
2-11-83	A	W	101-90
1-14-84	A	W	81-75
2-11-84	H	L	84-89
3-11-84	N3	L	74-62

East Carolina

Maryland leads, 6-0			
11-29-75	H	W	127-84
12-7-76	H	W	80-69
12-7-77	H	W	130-106
1-2-78	H	W	82-71
1-16-78	H	W	85-72
1-24-87	H	W	75-59

Eastern Kentucky

Maryland leads, 1-0			
12-5-73	H	W	106-57

East Tennessee State

Maryland leads, 2-0			
3-1-75	H	W	104-87
12-23-89	N1	W	91-86

1-Chamundee Christmas Classic at Honolulu, Hawaii (Blissdell Center)

Evansville

The series is tied, 1-1			
1-2-31-53	N1	W	65-58
1-20-91	N2	L	64-75

1-All-American City Tournament at Owensboro, Ky.; 2-Fiesta Bowl Classic at Tucson, Ariz. (McKale Center)

Fairleigh Dickinson

Maryland leads, 5-0			
12-10-80	H	W	109-83
12-3-85	H	W	74-51
12-29-86	H	W	70-59
11-18-87	H	W	81-70
11-22-89	H	W	104-45

Florida

Maryland trails, 0-1			
2-26-32	N1	L	24-39

1-5a. Cont. Tournament at Atlanta, Ga.

Fla. International

Maryland leads, 1-0			
11-25-97	H	W	117-70

Florida State

Maryland leads, 17-6			
1-15-92	H	L	83-91 (OT)
2-5-95	A	L	93-85
1-13-93	A	L	85-105
1-1-93	H	L	84-87
1-11-94	H	W	80-74
2-12-94	A	W	69-66
1-10-95	A	W	70-57

Georgetown

Maryland leads, 36-25			
1910-11	A	L	25-31
1-28-14	A	L	
3-11-35	H	L	24-25
2-21-36	A	W	47-39
2-20-37	H	L	27-39
1-12-38	A	L	39-57
2-8-39	H	L	25-39
1-17-40	A	W	28-27
1-17-41	A	L	34-51
2-4-41	A	W	51-42
2-20-43	H	L	36-46
1-17-48	A	L	40-52
1-10-49	A	L	51-53
2-17-49	H	L	52-56
1-5-50	A	W	71-65
1-13-51	H	W	58-47
1-10-52	H	W	55-40
2-21-52	A	L	61-71
1-10-53	H	L	45-54

1-ACC Tournament at Greensboro, N.C. (Greensboro Coliseum); 2-ACC Tournament at Charlotte, N.C. (Charlotte Coliseum)

ACC Series Profile

Terps at Home:	7-3
Terps on the Road:	7-3
Terps at Neutral Sites:	3-0
Terps since 1953-54:	17-16
Last 10 Games:	9-1
Current Streak:	F5U won 1
Longest Win Streak:	10
Longest F5U Win Streak:	2
Largest Win Margin:	24
(93-69 on March 5, 1999)	
Largest Loss Margin:	22
(100-78 on Feb. 10, 1998)	
Most F5U Points Scored:	107
Most F5U Points Scored:	105

Fordham

Maryland leads, 7-1			
12-6-56	H	L	62-68
12-7-57	A	W	61-58
12-29-59	N1	W	76-54
12-20-60	H2	W	94-71
2-8-73	A	W	83-72
12-4-83	H	L	112-73
2-25-84	H	L	78-81
1-23-85	A	W	85-67
12-15-85	H	W	77-59
2-11-87	A	L	49-80
3-2-88	H	W	68-60
3-1-89	A	W	83-78
2-7-90	H	W	81-71
12-19-90	A	L	79-92
12-13-91	H	W	79-46
12-12-92	A	W	79-73
12-11-93	H	L	115-83
12-10-94	N1	W	104-73
2-18-96	A	L	74-61

1-Blue Grass Festival at Louisville, Ky. (Kentucky State Fairgrounds Pavilion); 2-Maryland Invitational at College Park, Md. (Cole Field House)

Fort Belvoir

Maryland trails, 0-1			
1-26-44	H	L	29-60

Gallaudet

Maryland leads, 7-6			
1-11-51	H	L	30-58
1910-11	H	L	27-54
1-21-74	A	L	15-79
2-14-74	H	L	
1-18-79	N1	W	27-26
2-15-79	N1	L	9-33
1923-24	H	W	42-28
1924-25	H	W	25-14
1925-26	H	L	40-13
1926-27	H	W	39-26
1-18-28	H	W	45-20
1-7-31	H	W	38-29
12-21-44	H	L	26-27

1-at Washington YMCA

George Washington

Maryland leads, 5-0			
12-5-81	H	W	74-62
11-26-85	A	W	81-80
12-22-89	N1	W	104-86
12-27-99	H	W	69-66
3-15-01	N2	W	83-80

1-Chamundee Christmas Classic at Honolulu, Hawaii (Blissdell Center); 2-NCAA Tournament at Boise, Idaho (BSU Pavilion)

George Washington

Maryland leads, 34-27			
2-11-14	H	L	
2-1-19	N1	L	11-25
3-8-19	N1	L	20-53
1923-24	H	W	41-22
1923-24	H	L	19-20
2-22-39	A	L	24-37
2-22-40	H	L	26-44
2-10-41	A	L	28-61
1-24-42	H	L	29-47
1-23-43	A	L	43-48
2-4-44	H	W	48-35

Georgetown

Maryland leads, 25-36			
1910-11	A	L	25-31
1-28-14	A	L	
3-11-35	H	L	24-25
2-21-36	A	W	47-39
2-20-37	H	L	27-39
1-12-38	A	L	39-57
2-8-39	H	L	25-39
1-17-40	A	W	28-27
1-17-41	A	L	34-51
2-4-41	A	W	51-42
2-20-43	H	L	36-46
1-17-48	A	L	40-52
1-10-49	A	L	51-53
2-17-49	H	L	52-56
1-5-50	A	W	71-65
1-13-51	H	W	58-47
1-10-52	H	W	55-40
2-21-52	A	L	61-71
1-10-53	H	L	45-54

1-ACC Tournament at Greensboro, N.C. (Greensboro Coliseum); 2-ACC Tournament at Charlotte, N.C. (Charlotte Coliseum)

ACC Series Profile

Terps at Home:	7-3
Terps on the Road:	7-3
Terps at Neutral Sites:	3-0
Terps since 1953-54:	17-16
Last 10 Games:	9-1
Current Streak:	F5U won 1
Longest Win Streak:	10
Longest F5U Win Streak:	2
Largest Win Margin:	24
(93-69 on March 5, 1999)	
Largest Loss Margin:	22
(100-78 on Feb. 10, 1998)	
Most F5U Points Scored:	107
Most F5U Points Scored:	105

Fordham

Maryland leads, 7-1			
12-6-56	H	L	62-68
12-7-57	A	W	61-58
12-29-59	N1	W	76-54
12-20-60	H2	W	94-71
2-8-73	A	W	83-72
12-4-83	H	L	112-73
2-25-84	H	L	78-81
1-23-85	A	W	85-67
12-15-85	H	W	77-59
2-11-87	A	L	49-80
3-2-88	H	W	68-60
3-1-89	A	W	83-78
2-7-90	H	W	81-71
12-19-90	A	L	79-92
12-13-91	H	W	79-46
12-12-92	A	W	79-73
12-11-93	H	L	115-83
12-10-94	N1	W	104-73
2-18-96	A	L	74-61

1-Blue Grass Festival at Louisville, Ky. (Kentucky State Fairgrounds Pavilion); 2-Maryland Invitational at College Park, Md. (Cole Field House)

Fort Belvoir

Maryland trails, 0-1			
1-26-44	H	L	29-60

Gallaudet

Maryland leads, 7-6			
1-11-51	H	L	30-58
1910-11	H	L	27-54
1-21-74	A	L	15-79
2-14-74			



EIGHT CONSECUTIVE NCAA TOURNAMENTS • 2001 FINAL FOUR

Lowland
Maryland leads, 2-0

12-25-84 H1 W 78-68 (OT)
11-30-89 H2 W 83-65

1-Rainbow Classic at Honolulu, Hawaii (Bluestad Center); 2-ACC/Big Ten Challenge at Baltimore, Md. (Baltimore Arena)

Jacksonville
Maryland leads, 2-1

3-23-72 H1 W 91-77
12-9-89 H W 68-53
12-8-90 A L 70-71

1-National Invitation Tournament at New York, N.Y. (Madison Square Garden)

James Madison
Maryland leads, 1-0

1-28-87 A W 90-76

Johns Hopkins
Maryland leads, 19-5

1-20-28 H A L 20-22
2-21-28 H W 23-19
1-18-29 H L 23-25
2-23-29 A W 19-18
1-17-30 H W 41-24
2-22-30 A W 39-24
1-22-31 A W 35-20
2-25-31 H W 31-22
1-23-32 A W 33-26
2-23-32 H W 38-24
1-18-33 A L 27-37
2-22-33 H W 35-31
1-24-34 H L 32-35
2-21-34 H W 32-19
2-26-35 A W 41-35
3-6-35 H W 52-25
2-19-36 H W 45-40
1-6-37 H W 54-31
2-21-38 H W 56-30
2-3-40 A W 49-36
12-17-40 A L 24-38
12-18-46 H W 41-36
12-20-47 A W 64-53
11-26-88 H W 108-65

Lehigh
Maryland leads, 1-0

12-8-70 H W 85-66

Long Island
Maryland leads, 7-0

12-2-74 A W 78-60
1-23-73 H W 100-73
12-7-74 H W 89-84
1-13-76 H W 111-88
12-2-76 W 49-45
12-17-77 H W 94-64
12-2-81 H W 87-79

Kansas
Maryland trails, 1-3

12-19-64 H L 61-63 (OT)
10-16-65 A L 62-71
11-23-84 N1 L 56-58
12-7-87 H2 W 86-83

1-Gen. Nicklas Shootout at Aerie/Oletho, Alaska (Sullivan Arena); 2-Franklin National Bank Classic at Washington, D.C. (MCI Center)

Kansas State
Maryland leads, 1-0

12-11-65 A W 63-57

Kentucky
Maryland trails, 4-8

1-19-28 H W 37-7
2-28-30 N1 L 21-26
3-3-31 N1 W 29-27
12-15-55 H L 61-62
12-15-56 A L 55-76
12-9-57 H W 71-62
12-15-58 A L 56-58 (OT)
3-20-88 N2 L 81-90
11-24-95 N3 L 84-96
12-12-98 A L 91-103
11-24-99 N4 L 58-61
12-11-99 H W 72-66

1-So. Conf. Tournament at Atlanta Ga.; 2-NCAA Tournament at Cincinnati, Ohio (Riverfront Coliseum); 3-Hall of Fame Spring-Off Classic at Springfield, Mass (Springfield Civic Center); 4-Preseason NIT at New York, N.Y. (Madison Square Garden)

Kentucky Wesleyan
Maryland leads, 1-0

1-2-54 A1 W 54-37

1-All-American City Tournament at Owensboro, Ky.

Kent
Maryland leads, 1-0

1-2-73 H W 76-58

Lafayette
Maryland leads, 4-0

1924-25 H W 30-15
11-29-81 H W 82-58
12-22-90 H W 64-48
12-23-96 H W 108-67

Lamar
Maryland leads, 1-0

12-29-88 H1 W 74-65

1-Sun Bowl Tournament at El Paso, Texas (Special Events Center)

La Salle
Maryland leads, 3-0

12-30-83 H1 W 96-83
12-12-92 A W 93-76
12-27-94 H W 96-80
1-22-31 A W 35-20
2-25-31 H W 31-22
1-23-32 A W 33-26
2-23-32 H W 38-24
1-18-33 A L 27-37
2-22-33 H W 35-31
1-24-34 H L 32-35
2-21-34 H W 32-19
2-26-35 A W 41-35
3-6-35 H W 52-25
2-19-36 H W 45-40
1-6-37 H W 54-31
2-21-38 H W 56-30
2-3-40 A W 49-36
12-17-40 A L 24-38
12-18-46 H W 41-36
12-20-47 A W 64-53
11-26-88 H W 108-65

Louisiana State
The series is tied, 2-2

2-27-61 N1 W 37-33
2-21-63 N2 W 75-65
12-12-87 A L 54-55
1-2-89 H L 77-79

1-So. Conf. Tournament at Atlanta, Ga.; 2-VPI Tournament at Blacksburg, Va. (Virginia Tech Coliseum)

Louisville
Maryland trails, 2-5

12-30-61 N1 L 64-83
3-2-75 N2 L 82-96
1-13-79 H L 68-99
12-13-80 A L 67-78
12-10-91 A L 79-96
12-28-92 H W 72-67
11-20-00 N3 W 95-73

1-Sugar Bowl Tournament at New Orleans, La. (Loyola Field House); 2-NCAA Tournament at Las Cruces, N.M. (Pan American Center); 3-3MA Invitational at Lahaina, Hawaii (Lahaina Civic Center)

Loyola (Md.)
Maryland leads, 7-5

1-24-74 A L 30-33
1-11-73 H L 27-28
12-12-49 H W 52-63
12-11-48 A L 75-77
12-30-58 N1 W 54-50
1-27-71 A W 88-69
12-20-71 A W 73-60
12-22-84 A W 81-74
11-27-87 H2 W 74-60
2-19-94 H W 94-71
11-29-94 H W 92-62

Maine
Maryland leads, 1-0

1-24-70 H W 97-68

1-Sugar Bowl Tournament at New Orleans, La. (Loyola Field House); 2-MCI Harbor Classic at Baltimore, Md. (Baltimore Arena)

Manhattan
Maryland leads, 1-0

3-15-58 N1 W 59-55

1-NCAA Tournament at Charlotte, N.C. (Charlotte Coliseum)

Marine Corps Institute
The series is tied, 1-1

1-18-45 H L 34-50
12-18-45 H W 61-46

Marshall
The series is tied, 2-2

12-17-43 H W 39-46
12-20-45 H L 43-50
1-29-49 A L 49-58
12-28-79 H1 W 114-89
1-21-80 H2 W 114-89

1-Marshall Invitational at Huntington, W. Va. (Memorial Field House); 2-Maryland Invitational at College Park, Md. (Cole Field House)

Md.-Baltimore County (UMBC)
Maryland leads, 12-0

2-18-87 H W 78-64
2-1-89 H W 78-66
2-22-90 W W 113-61
1-7-91 H W 92-66
12-1-92 H W 103-60
12-2-93 H W 89-80
12-5-94 H W 102-77
12-4-96 H W 67-31
12-13-97 H W 104-66
1-17-98 H W 90-62
12-30-99 H W 82-52
12-13-00 H W 93-67

1-NCAA Tournament at Dallas, Texas (Reunion Arena); 2-2001 Classic at Washington, D.C. (MCI Center)

Michigan State
Maryland trails, 0-1

12-29-55 H1 L 75-95

1-Mid-Winter Festival at College Park, Md. (Cole Field House)

Minnesota
Maryland leads, 2-0

12-10-60 A W 64-53
12-15-61 H W 75-69

Mississippi
Maryland trails, 1-2

2-26-26 N1 L 19-22
3-1-29 N1 L 35-37
11-28-87 H2 W 77-69

1-So. Conf. Tournament at Atlanta, Ga.; 2-MCI Harbor Classic at Baltimore, Md. (Baltimore Arena)

Mississippi State
Maryland trails, 0-2

12-29-58 N1 L 45-56
12-29-61 N1 L 62-64

1-Sugar Bowl Tournament at New Orleans, La. (Loyola Field House)

Massachusetts
Maryland trails, 2-4

3-15-90 H1 W 91-81
3-19-93 H2 L 80-94
2-12-94 N3 W 95-87
12-10-94 N4 L 74-85
2-12-95 N5 L 47-50
2-15-97 N6 L 61-78

1-National Invitation Tournament at College Park, Md. (Cole Field House); 2-Hall of Fame Classic at Springfield, Mass. (Springfield Civic Center); 3-NCAA Tournament at Wichita, Kan. (Kansas Coliseum); 4-Baltimore, Md. (Baltimore Arena); 5-Franklin National Bank Classic at Ladlow, Md. (USAir Arena); 6-Worcester Mass. (Worcester Centrum)

Memphis State
Maryland trails, 0-2

12-30-57 H1 L 46-47 (OT)
12-17-66 A2 L 53-55

1-Sugar Bowl Tournament at New Orleans, La. (Loyola Field House); 2-Memphis Invitational at Memphis, Tenn. (Mid-South Coliseum)

Miami
The series is tied, 3-3

2-1-54 A W 63-57
1-22-62 A L 71-68
12-29-64 A L 73-80
1-30-68 A L 73-93
12-21-68 N2 L 85-92
12-29-70 H W 111-77

1-Hurricane Classic at Miami, Fla. (Miami Beach Convention Center); 2-Marshall Invitational at Huntington, W. Va. (Memorial Field House)

Miami-OH
Maryland leads, 3-1

1-28-49 A W 43-42
1-29-49 A L 49-58
12-28-79 H1 W 115-76
3-15-85 N2 W 69-88 (OT)

1-Maryland Invitational at College Park, Md. (Cole Field House); 2-NCAA Tournament at Dayton, Ohio (Dayton Arena)

Michigan
Maryland trails, 2-3

1-4-27 A L 25-39
12-18-33 H W 79-25
1-11-39 H1 37-47
2-5-41 A L 27-52
3-25-94 N1 L 71-78
12-2-00 H2 W 82-51

1-NCAA Tournament at Dallas, Texas (Reunion Arena); 2-2001 Classic at Washington, D.C. (MCI Center)

Minnesota State
Maryland trails, 0-1

12-29-55 H1 L 75-95

Minnesota State
Maryland leads, 2-0

12-10-60 A W 64-53
12-15-61 H W 75-69

Mississippi
Maryland trails, 1-2

2-26-26 N1 L 19-22
3-1-29 N1 L 35-37
11-28-87 H2 W 77-69

1-So. Conf. Tournament at Atlanta, Ga.; 2-MCI Harbor Classic at Baltimore, Md. (Baltimore Arena)

Mississippi State
Maryland trails, 0-2

12-29-58 N1 L 45-56
12-29-61 N1 L 62-64

1-Sugar Bowl Tournament at New Orleans, La. (Loyola Field House)

Morgan State
Maryland leads, 4-0

12-7-88 H W 73-61
12-26-92 H W 103-63
12-1-93 H W 85-62
12-23-94 H W 138-72

Mount St. Joseph's
Maryland trails, 1-2

1910-11 H W 22-20
1-10-14 H L
1-17-14 A L

Mount St. Mary's
Maryland leads, 3-0

12-8-87 A W 82-54
11-23-91 H W 83-53
11-22-97 H W 102-74

Navy
Maryland leads, 30-27

1924-25 A L 16-23
1925-26 A W 21-12
2-7-27 A L 30-32
2-4-28 A L 26-35
2-6-30 H W 36-33
1-22-30 A W 43-39
2-21-31 A L 33-36
1-20-32 H W 26-15
1-28-33 A L 21-59
2-30-34 A L 27-46
1-30-35 A L 36-43
1-15-36 A W 32-20
2-3-37 A L 37-53
2-2-38 A L 34-37
1-11-39 H1 37-47
2-5-41 A L 27-52
2-21-42 A L 47-61
1-30-43 A W 63-54
2-26-44 A L 35-69
1-10-45 A L 33-70
1-16-46 A L 35-44
1-22-47 A L 21-55
1-14-48 A L 47-51
2-22-49 A L 46-52
1-17-49 A L 62-75
1-10-51 A L 47-51
1-5-52 A W 48-45
2-21-53 A L 47-51
2-13-54 A W 61-60 (OT)

1-NCAA Tournament at Dallas, Texas (Reunion Arena); 2-2001 Classic at Washington, D.C. (MCI Center)

Minnesota State
Maryland trails, 0-1

12-29-55 H1 L 75-95

Minnesota State
Maryland leads, 2-0

12-10-60 A W 64-53
12-15-61 H W 75-69

Mississippi
Maryland trails, 1-2

2-26-26 N1 L 19-22
3-1-29 N1 L 35-37
11-28-87 H2 W 77-69

1-So. Conf. Tournament at Atlanta, Ga.; 2-MCI Harbor Classic at Baltimore, Md. (Baltimore Arena)

Mississippi State
Maryland trails, 0-2

12-29-58 N1 L 45-56
12-29-61 N1 L 62-64

1-Sugar Bowl Tournament at New Orleans, La. (Loyola Field House)

Missouri
Maryland trails, 1-3

1-6-88 A L 85-93
1-24-89 H L 73-87
2-18-96 H W 91-72
12-30-97 A L 79-83

New York University
Maryland trails, 0-2

1-8-11 H L 7-25
2-3-38 H L 27-42

Niagara
Maryland leads, 1-0

3-25-72 N1 W 100-69

1-National Invitation Tournament at New York, N.Y. (Madison Square Garden)

Norfolk State
Maryland leads, 1-0

12-23-00 H W 123-79

North Carolina
Maryland trails, 48-107

2-25-24 H L 26-26
1-31-25 H L 16-21
2-9-26 H W 23-22
2-7-27 H W 28-20
2-8-28 H L 23-32
2-19-29 A W 23-19
2-8-29 H L 22-28
2-6-30 H W 36-33
2-19-30 A W 22-22
2-20-31 H W 33-31
2-28-31 N1 W 19-17
2-28-33 A L 21-59
2-19-32 A L 26-32
2-3-33 H W 42-29
1-30-34 H L 24-28
1-18-35 H L 31-39
1-25-36 H L 32-44
1-29-37 A L 24-41
2-6-37 H L 35-44
1-28-38 H L 24-43
1-20-39 H W 34-32
2-2-39 A W 61-41
2-1-40 H L 36-55
2-3-41 A L 29-44
2-20-42 H L 30-34
1-1-43 H W 47-40
2-16-43 A W 40-31
1-4-44 H L 28-33
1-7-46 A L 28-64
1-28-46 H L 31-63
3-1-46 N2 L 27-54
1-4-47 A L 42-58
1-24-47 H W 61-57
1-3-48 A L 47-50
1-21-48 H L 52-66
1-3-49 A L 55-66
3-1-49 N3 L 61-69
3-1-50 A L 57-69
1-3-51 H L 72-80
1-9-52 H L 82-81
2-9-53 H L 65-77
3-6-57 N7 L 63-62
1-14-58 H L 62-74
1-14-88 H L 54-60
2-20-86 W W 77-72 (OT)
3-7-86 W6 W 85-75

1-Mid-Winter Festival at College Park, Md. (Cole Field House)

North Carolina
Maryland trails, 48-107

2-25-24 H L 26-26
1-31-25 H L 16-21
2-9-26 H W 23-22
2-7-27 H W 28-20
2-8-28 H L 23-32
2-19-29 A W 23-19
2-8-29 H L 22-28
2-6-30 H W 36-33
2-19-30 A W 22-22
2-20-31 H W 33-31
2-28-31 N1 W 19-17
2-28-33 A L 21-59
2-19-32 A L 26-32
2-3-33 H W 42-29
1-30-34 H L 24-28
1-18-35 H L 31-39
1-25-36 H L 32-44
1-29-37 A L 24-41
2-6-37 H L 35-44
1-28-38 H L 24-43
1-20-39 H W 34-32
2-2-39 A W 61-41
2-1-40 H L 36-55
2-3-41 A L 29-44
2-20-42 H L 30-34
1-1-43 H W 47-40
2-16-43 A W 40-31
1-4-44 H L 28-33
1-7-46 A L 28-64
1-28-46 H L 31-63
3-1-46 N2 L 27-54
1-4-47 A L 42-58
1-24-47 H W 61-57
1-3-48 A L 47-50
1-21-48 H L 52-66
1-3-49 A L 55-66
3-1-49 N3 L 61-69
3-1-50 A L 57-69
1-3-51 H L 72-80
1-9-52 H L 82-81
2-9-53 H L 65-77
3-6-57 N7 L 63-62
1-14-58 H L 62-74
1-14-88 H L 54-60
2-20-86 W W 77-72 (OT)
3-7-86 W6 W 85-75

1-NCAA Tournament at Dallas, Texas (Reunion Arena); 2-2001 Classic at Washington, D.C. (MCI Center)

North Carolina
Maryland trails, 48-107

2-25-24 H L 26-26
1-31-25 H L 16-21
2-9-26 H W 23-22
2-7-27 H W 28-20
2-8-28 H L 23-32
2-19-29 A W 23-19
2-8-29 H L 22-28
2-6-30 H W 36-33
2-19-30 A W 22-22
2-20-31 H W 33-31
2-28-31 N1 W 19-17
2-28-33 A L 21-59
2-19-32 A L 26-32
2-3-33 H W 42-29
1-30-34 H L 24-28
1-18-35 H L 31-39
1-25-36 H L 32-44
1-29-37 A L 24-41
2-6-37 H L 35-44
1-28-38 H L 24-43
1-20-39 H W 34-32
2-2-39 A W 61-41
2-1-40 H L 36-55
2-3-41 A L 29-44
2-20-42 H L 30-34
1-1-43 H W 47-40
2-16-43 A W 40-31
1-4-44 H L 28-33
1-7-46 A L 28-64
1-28-46 H L 31-63
3-1-46 N2 L 27-54
1-4-47 A L 42-58
1-24-47 H W 61-57
1-3-48 A L 47-50
1-21-48 H L 52-66
1-3-49 A L 55-66
3-1-49 N3 L 61-69
3-1-50 A L 57-69
1-3-51 H L 72-80
1-9-52 H L 82-81
2-9-53 H L 65-77
3-6-57 N7 L 63-62
1-14-58 H L 62-74
1-14-88 H L 54-60
2-20-86 W W 77-72 (OT)
3-7-86 W6 W 85-75

1-NCAA Tournament at Dallas, Texas (Reunion Arena); 2-2001 Classic at Washington, D.C. (MCI Center)

North Carolina
Maryland trails, 48-107

2-25-24 H L 26-26
1-31-25 H L 16-21
2-9-26 H W 23-22
2-7-27 H W 28-20
2-8-28 H L 23-32
2-19-29 A W 23-19
2-8-29 H L 22-28
2-6-30 H W 36-33
2-19-30 A W 22-22
2-20-31 H W 33-31
2-28-31 N1 W 19-17
2-28-33 A L 21-59
2-19-32 A L 26-32
2-3-33 H W 42-29
1-30-34 H L 24-28
1-18-35 H L 31-39
1-25-36 H L 32-44
1-29-37 A L 24-41
2-6-37 H L 35-44
1-28-38 H L 24-43
1-20-39 H W 34-32
2-2-39 A W 61-41
2-1-40 H L 36-55
2-3-41 A L 29-44
2-20-42 H L 30-34
1-1-43 H W 47-40
2-16-43 A W 40-31
1-4-44 H L 28-33
1-7-46 A L 28-64
1-28-46 H L 31-63
3-1-46 N2 L 27-54
1-4-47 A L 42-58
1-24-47 H W 61-57
1-3-48 A L 47-50
1-21-48 H L 52-66
1-3-49 A L 55-66
3-1-49 N3 L 61-69
3-1-50 A L 57-69
1-3-51 H L 72-80
1-9-52 H L 82-81
2-9-53 H L 65-77
3-6-57 N7 L 63-62
1-14-58 H L 62-74
1-14-88 H L 54-60
2-20-86 W W 77-72 (OT)
3-7-86 W6 W 85-75

1-NCAA Tournament at Dallas, Texas (Reunion Arena); 2-2001 Classic at Washington, D.C. (MCI Center)

North Carolina
Maryland trails, 48-107

2-25-24 H L 26-26
1-31-25 H L 16-21
2-9-26 H W 23-22
2-7-27 H W 28-20
2-8-28 H L 23-32
2-19-29 A W 23-19
2-8-29 H L 22-28
2-6-30 H W 36-33
2-19-30 A W 22-22
2-20-31 H W 33-31
2-28-31 N1 W 19-17
2-28-33 A L 21-59
2-19-32 A L 26-32
2-3-33 H W



EIGHT CONSECUTIVE NCAA TOURNAMENTS • 2001 FINAL FOUR

ACC Series Profiles

Table with 2 columns: Series Name and Record. Includes Terps at Home, Away, Neutral Sites, etc.

NC State

Table with 2 columns: Year and Record. Lists wins and losses from 1926-27 to 2002-03.

Maryland trails, 61-67

Table with 2 columns: Opponent and Record. Lists various opponents and their records against Maryland.

Table with 2 columns: Opponent and Record. Lists opponents like North Carolina, Duke, etc. and their records.

Table with 2 columns: Opponent and Record. Lists opponents like Virginia Tech, Wake Forest, etc. and their records.

ACC Series Profile

Table with 2 columns: Category and Record. Includes Terps at Home, Away, Neutral Sites, etc.

Northwestern

Table with 2 columns: Opponent and Record. Lists opponents like Northwestern, Michigan, etc. and their records.

Notre Dame

Table with 2 columns: Opponent and Record. Lists opponents like Notre Dame, Boston College, etc. and their records.

Old Dominion

Table with 2 columns: Opponent and Record. Lists opponents like Old Dominion, Virginia Polytechnic, etc. and their records.

Ohio State

Table with 2 columns: Opponent and Record. Lists opponents like Ohio State, Michigan State, etc. and their records.

Ohio Wesleyan

Table with 2 columns: Opponent and Record. Lists opponents like Ohio Wesleyan, Denison, etc. and their records.

Rhode Island

Table with 2 columns: Opponent and Record. Lists opponents like Rhode Island, Boston College, etc. and their records.

Richmond

Table with 2 columns: Opponent and Record. Lists opponents like Richmond, Virginia Polytechnic, etc. and their records.

Pepperdine

Table with 2 columns: Opponent and Record. Lists opponents like Pepperdine, Gonzaga, etc. and their records.

Pittsburgh

Table with 2 columns: Opponent and Record. Lists opponents like Pittsburgh, Duquesne, etc. and their records.

Princeton

Table with 2 columns: Opponent and Record. Lists opponents like Princeton, Harvard, etc. and their records.

Maryland leads, 1-0

Table with 2 columns: Opponent and Record. Lists opponents like Maryland, Wake Forest, etc. and their records.

Maryland leads, 2-1

Table with 2 columns: Opponent and Record. Lists opponents like Maryland, Virginia Tech, etc. and their records.

Maryland leads, 1-0

Table with 2 columns: Opponent and Record. Lists opponents like Maryland, Virginia Tech, etc. and their records.

Maryland leads, 5-1

Table with 2 columns: Opponent and Record. Lists opponents like Maryland, Virginia Tech, etc. and their records.

Maryland leads, 4-3

Table with 2 columns: Opponent and Record. Lists opponents like Maryland, Virginia Tech, etc. and their records.

Maryland leads, 9-5

Table with 2 columns: Opponent and Record. Lists opponents like Maryland, Virginia Tech, etc. and their records.

Maryland leads, 1-0

Table with 2 columns: Opponent and Record. Lists opponents like Maryland, Virginia Tech, etc. and their records.

Maryland leads, 1-0

Table with 2 columns: Opponent and Record. Lists opponents like Maryland, Virginia Tech, etc. and their records.

Maryland leads, 1-0

Table with 2 columns: Opponent and Record. Lists opponents like Maryland, Virginia Tech, etc. and their records.

Maryland leads, 2-0

Table with 2 columns: Opponent and Record. Lists opponents like Maryland, Virginia Tech, etc. and their records.

Maryland leads, 1-0

Table with 2 columns: Opponent and Record. Lists opponents like Maryland, Virginia Tech, etc. and their records.

Maryland leads, 1-0

Table with 2 columns: Opponent and Record. Lists opponents like Maryland, Virginia Tech, etc. and their records.

Maryland leads, 1-0

Table with 2 columns: Opponent and Record. Lists opponents like Maryland, Virginia Tech, etc. and their records.

Maryland leads, 1-0

Table with 2 columns: Opponent and Record. Lists opponents like Maryland, Virginia Tech, etc. and their records.

Maryland leads, 1-0

Table with 2 columns: Opponent and Record. Lists opponents like Maryland, Virginia Tech, etc. and their records.

TERMINOLOGY: When NC State visits Cole on Super Bowl Sunday, the Wolfpack will try for their first win in College Park since Jan. 29, 1989.

EIGHT CONSECUTIVE NCAA TOURNAMENTS • 2001 FINAL FOUR

Hawaii-Pacific Tournament at Honolulu, Hawaii (For Memorial College, D.C.)
 2001-02 Hawaii-Pacific
 1-11-25-88 A W 31-19
 1-11-25-89 H W 21-17
 1-11-25-90 H W 21-17
 1-11-25-91 H W 21-17
 1-11-25-92 H W 21-17

Stauton Military
 Maryland leads, 0-1
 1-11-25-91 A L 24-58

Stevens Institute
 Maryland leads, 4-1
 1-11-25-91 A W 21-19
 1-11-25-92 H W 21-17
 1-11-25-93 H W 21-17
 1-11-25-94 H W 21-17
 1-11-25-95 H W 21-17

Stony Brook
 Maryland leads, 1-0
 1-11-25-90 H W 107-59

Syracuse
 Maryland leads, 5-0
 1-11-25-90 H W 71-65
 1-11-25-91 H W 90-76
 1-11-25-92 H W 91-75
 1-11-25-93 H W 96-85
 1-11-25-94 H W 83-73

National Tournament at New York, N.Y. (Madison Square Garden)
 2-Maryland Invitational at College Park, Md. (Cole Field House), 3-NCAA Tournament at Charlotte, N.C. (Charlotte Coliseum), 4-Corner Classic at Syracuse, N.Y. (Carrier Dome)

Tampa
 Maryland leads, 2-0
 1-11-25-90 A W 61-51
 1-11-25-91 H W 80-72

Temple
 Maryland trails, 2-3
 1-11-24-88 A L 49-67
 1-11-24-89 H L 67-71
 1-11-24-90 H W 85-63
 1-11-24-91 H W 83-66
 1-11-24-92 A L 65-73

Tennessee
 The series tied, 2-2
 1-11-25-49 A L 40-61
 1-11-25-50 H L 59-70
 1-11-25-51 H W 86-75
 1-11-25-52 H W 83-66

Texas
 Maryland leads, 2-0
 1-11-25-81 H W 81-69
 1-11-25-82 H W 82-68

Texas Christian
 Maryland leads, 1-0
 1-11-25-88 H W 74-67

Texas Tech
 Maryland leads, 1-0
 1-11-25-88 H W 74-67

Tulane
 Maryland leads, 1-0
 1-11-25-90 H W 93-79

UCLA
 Maryland trails, 2-5
 1-11-25-73 A L 64-65
 1-11-25-74 H L 75-81
 1-11-25-75 H A 57-90
 1-11-25-76 H W 80-79 (TOT)
 1-11-25-77 H L 63-73
 1-11-25-78 H L 70-105
 1-11-25-79 H L 70-105

UNC Asheville
 Maryland leads, 1-0
 1-11-25-88 H W 92-82

UNC Charlotte
 Maryland leads, 1-0
 1-11-25-75 H W 70-60

UNC Greensboro
 Maryland leads, 1-0
 1-11-25-92 H W 84-55

Texas
 Maryland leads, 1-0
 1-11-25-85 H W 82-68

Texas Christian
 Maryland leads, 1-0
 1-11-25-88 H W 74-67

Texas Tech
 Maryland leads, 1-0
 1-11-25-88 H W 74-67

Towson
 Maryland leads, 12-0
 1-11-25-91 H W 75-59
 1-11-25-92 H W 66-56
 1-11-25-93 H W 91-58
 1-11-25-94 H W 79-71
 1-11-25-95 H W 93-69

UConn
 Maryland leads, 5-0
 1-11-25-90 H W 71-65
 1-11-25-91 H W 90-76
 1-11-25-92 H W 91-75
 1-11-25-93 H W 96-85
 1-11-25-94 H W 83-73

UConn
 Maryland leads, 5-0
 1-11-25-90 H W 71-65
 1-11-25-91 H W 90-76
 1-11-25-92 H W 91-75
 1-11-25-93 H W 96-85
 1-11-25-94 H W 83-73

UConn
 Maryland leads, 1-0
 1-11-25-90 H W 78-70

UConn
 Maryland leads, 1-0
 1-11-25-90 H W 93-79

UConn
 Maryland leads, 1-0
 1-11-25-90 H W 93-79

UConn
 Maryland leads, 1-0
 1-11-25-90 H W 93-79

UConn
 Maryland leads, 1-0
 1-11-25-90 H W 93-79

UConn
 Maryland leads, 1-0
 1-11-25-90 H W 93-79

UConn
 Maryland leads, 1-0
 1-11-25-90 H W 93-79

UConn
 Maryland leads, 1-0
 1-11-25-90 H W 93-79

UConn
 Maryland leads, 1-0
 1-11-25-90 H W 93-79

UConn
 Maryland leads, 1-0
 1-11-25-90 H W 93-79

UConn
 Maryland leads, 1-0
 1-11-25-90 H W 93-79

UNC Wilmington
 Maryland leads, 1-0
 1-11-25-97 H W 74-36

UNLV
 Maryland trails, 1-4
 1-11-24-88 H W 81-68
 1-11-24-89 H L 88-94
 1-11-24-90 H L 76-78
 1-11-24-91 H W 61-64
 1-11-24-92 H W 70-52

U.S. Merchant Marines
 Maryland trails, 1-3
 1-11-25-91 H L 41-54
 1-11-25-92 H W 75-59
 1-11-25-93 H W 77-57

Utah State
 Maryland leads, 12-0
 1-11-25-91 H W 75-59
 1-11-25-92 H W 66-56
 1-11-25-93 H W 91-58
 1-11-25-94 H W 79-71
 1-11-25-95 H W 93-69

UConn
 Maryland leads, 5-0
 1-11-25-90 H W 71-65
 1-11-25-91 H W 90-76
 1-11-25-92 H W 91-75
 1-11-25-93 H W 96-85
 1-11-25-94 H W 83-73

UConn
 Maryland leads, 1-0
 1-11-25-90 H W 78-70

UConn
 Maryland leads, 1-0
 1-11-25-90 H W 93-79

UConn
 Maryland leads, 1-0
 1-11-25-90 H W 93-79

UConn
 Maryland leads, 1-0
 1-11-25-90 H W 93-79

UConn
 Maryland leads, 1-0
 1-11-25-90 H W 93-79

UConn
 Maryland leads, 1-0
 1-11-25-90 H W 93-79

UConn
 Maryland leads, 1-0
 1-11-25-90 H W 93-79

UConn
 Maryland leads, 1-0
 1-11-25-90 H W 93-79

UConn
 Maryland leads, 1-0
 1-11-25-90 H W 93-79

UConn
 Maryland leads, 1-0
 1-11-25-90 H W 93-79

UConn
 Maryland leads, 1-0
 1-11-25-90 H W 93-79

1-11-25-49 A L 40-61
 1-11-25-50 H L 59-70
 1-11-25-51 H W 86-75
 1-11-25-52 H W 83-66
 1-11-25-53 H W 83-66
 1-11-25-54 H W 83-66
 1-11-25-55 H W 83-66
 1-11-25-56 H W 83-66
 1-11-25-57 H W 83-66
 1-11-25-58 H W 83-66
 1-11-25-59 H W 83-66
 1-11-25-60 H W 83-66
 1-11-25-61 H W 83-66
 1-11-25-62 H W 83-66
 1-11-25-63 H W 83-66
 1-11-25-64 H W 83-66
 1-11-25-65 H W 83-66
 1-11-25-66 H W 83-66
 1-11-25-67 H W 83-66
 1-11-25-68 H W 83-66
 1-11-25-69 H W 83-66
 1-11-25-70 H W 83-66
 1-11-25-71 H W 83-66
 1-11-25-72 H W 83-66
 1-11-25-73 H W 83-66
 1-11-25-74 H W 83-66
 1-11-25-75 H W 83-66
 1-11-25-76 H W 83-66
 1-11-25-77 H W 83-66
 1-11-25-78 H W 83-66
 1-11-25-79 H W 83-66
 1-11-25-80 H W 83-66
 1-11-25-81 H W 83-66
 1-11-25-82 H W 83-66
 1-11-25-83 H W 83-66
 1-11-25-84 H W 83-66
 1-11-25-85 H W 83-66
 1-11-25-86 H W 83-66
 1-11-25-87 H W 83-66
 1-11-25-88 H W 83-66
 1-11-25-89 H W 83-66
 1-11-25-90 H W 83-66
 1-11-25-91 H W 83-66
 1-11-25-92 H W 83-66
 1-11-25-93 H W 83-66
 1-11-25-94 H W 83-66
 1-11-25-95 H W 83-66

1-11-25-96 H W 83-66
 1-11-25-97 H W 83-66
 1-11-25-98 H W 83-66
 1-11-25-99 H W 83-66
 1-11-26-00 H W 83-66
 1-11-26-01 H W 83-66
 1-11-26-02 H W 83-66
 1-11-26-03 H W 83-66
 1-11-26-04 H W 83-66
 1-11-26-05 H W 83-66
 1-11-26-06 H W 83-66
 1-11-26-07 H W 83-66
 1-11-26-08 H W 83-66
 1-11-26-09 H W 83-66
 1-11-26-10 H W 83-66
 1-11-26-11 H W 83-66
 1-11-26-12 H W 83-66
 1-11-26-13 H W 83-66
 1-11-26-14 H W 83-66
 1-11-26-15 H W 83-66
 1-11-26-16 H W 83-66
 1-11-26-17 H W 83-66
 1-11-26-18 H W 83-66
 1-11-26-19 H W 83-66
 1-11-26-20 H W 83-66
 1-11-26-21 H W 83-66
 1-11-26-22 H W 83-66
 1-11-26-23 H W 83-66
 1-11-26-24 H W 83-66
 1-11-26-25 H W 83-66
 1-11-26-26 H W 83-66
 1-11-26-27 H W 83-66
 1-11-26-28 H W 83-66
 1-11-26-29 H W 83-66
 1-11-26-30 H W 83-66
 1-11-26-31 H W 83-66
 1-11-26-32 H W 83-66
 1-11-26-33 H W 83-66
 1-11-26-34 H W 83-66
 1-11-26-35 H W 83-66
 1-11-26-36 H W 83-66
 1-11-26-37 H W 83-66
 1-11-26-38 H W 83-66
 1-11-26-39 H W 83-66
 1-11-26-40 H W 83-66
 1-11-26-41 H W 83-66
 1-11-26-42 H W 83-66
 1-11-26-43 H W 83-66
 1-11-26-44 H W 83-66
 1-11-26-45 H W 83-66
 1-11-26-46 H W 83-66
 1-11-26-47 H W 83-66
 1-11-26-48 H W 83-66
 1-11-26-49 H W 83-66
 1-11-26-50 H W 83-66
 1-11-26-51 H W 83-66
 1-11-26-52 H W 83-66
 1-11-26-53 H W 83-66
 1-11-26-54 H W 83-66
 1-11-26-55 H W 83-66
 1-11-26-56 H W 83-66
 1-11-26-57 H W 83-66
 1-11-26-58 H W 83-66
 1-11-26-59 H W 83-66
 1-11-26-60 H W 83-66
 1-11-26-61 H W 83-66
 1-11-26-62 H W 83-66
 1-11-26-63 H W 83-66
 1-11-26-64 H W 83-66
 1-11-26-65 H W 83-66
 1-11-26-66 H W 83-66
 1-11-26-67 H W 83-66
 1-11-26-68 H W 83-66
 1-11-26-69 H W 83-66
 1-11-26-70 H W 83-66
 1-11-26-71 H W 83-66
 1-11-26-72 H W 83-66
 1-11-26-73 H W 83-66
 1-11-26-74 H W 83-66
 1-11-26-75 H W 83-66
 1-11-26-76 H W 83-66
 1-11-26-77 H W 83-66
 1-11-26-78 H W 83-66
 1-11-26-79 H W 83-66
 1-11-26-80 H W 83-66
 1-11-26-81 H W 83-66
 1-11-26-82 H W 83-66
 1-11-26-83 H W 83-66
 1-11-26-84 H W 83-66
 1-11-26-85 H W 83-66
 1-11-26-86 H W 83-66
 1-11-26-87 H W 83-66
 1-11-26-88 H W 83-66
 1-11-26-89 H W 83-66
 1-11-26-90 H W 83-66
 1-11-26-91 H W 83-66
 1-11-26-92 H W 83-66
 1-11-26-93 H W 83-66
 1-11-26-94 H W 83-66
 1-11-26-95 H W 83-66
 1-11-26-96 H W 83-66
 1-11-26-97 H W 83-66
 1-11-26-98 H W 83-66
 1-11-26-99 H W 83-66
 1-11-27-00 H W 83-66

1-11-27-01 H W 83-66
 1-11-27-02 H W 83-66
 1-11-27-03 H W 83-66
 1-11-27-04 H W 83-66
 1-11-27-05 H W 83-66
 1-11-27-06 H W 83-66
 1-11-27-07 H W 83-66
 1-11-27-08 H W 83-66
 1-11-27-09 H W 83-66
 1-11-27-10 H W 83-66
 1-11-27-11 H W 83-66
 1-11-27-12 H W 83-66
 1-11-27-13 H W 83-66
 1-11-27-14 H W 83-66
 1-11-27-15 H W 83-66
 1-11-27-16 H W 83-66
 1-11-27-17 H W 83-66
 1-11-27-18 H W 83-66
 1-11-27-19 H W 83-66
 1-11-27-20 H W 83-66
 1-11-27-21 H W 83-66
 1-11-27-22 H W 83-66
 1-11-27-23 H W 83-66
 1-11-27-24 H W 83-66
 1-11-27-25 H W 83-66
 1-11-27-26 H W 83-66
 1-11-27-27 H W 83-66
 1-11-27-28 H W 83-66
 1-11-27-29 H W 83-66
 1-11-27-30 H W 83-66
 1-11-27-31 H W 83-66
 1-11-27-32 H W 83-66
 1-11-27-33 H W 83-66
 1-11-27-34 H W 83-66
 1-11-27-35 H W 83-66
 1-11-27-36 H W 83-66
 1-11-27-37 H W 83-66
 1-11-27-38 H W 83-66
 1-11-27-39 H W 83-66
 1-11-27-40 H W 83-66
 1-11-27-41 H W 83-66
 1-11-27-42 H W 83-66
 1-11-27-43 H W 83-66
 1-11-27-44 H W 83-66
 1-11-27-45 H W 83-66
 1-11-27-46 H W 83-66
 1-11-27-47 H W 83-66
 1-11-27-48 H W 83-66
 1-11-27-49 H W 83-66
 1-11-27-50 H W 83-66
 1-11-27-51 H W 83-66
 1-11-27-52 H W 83-66
 1-11-27-53 H W 83-66
 1-11-27-54 H W 83-66
 1-11-27-55 H W 83-66
 1-11-27-56 H W 83-66
 1-11-27-57 H W 83-66
 1-11-27-58 H W 83-66
 1-11-27-59 H W 83-66
 1-11-27-60 H W 83-66
 1-11-27-61 H W 83-66
 1-11-27-62 H W 83-66
 1-11-27-63 H W 83-66
 1-11-27-64 H W 83-66
 1-11-27-65 H W 83-66
 1-11-27-66 H W 83-66
 1-11-27-67 H W 83-66
 1-11-27-68 H W 83-66
 1-11-27-69 H W 83-66
 1-11-27-70 H W 83-66
 1-11-27-71 H W 83-66
 1-11-27-72 H W 83-66
 1-11-27-73 H W 83-66
 1-11-27-74 H W 83-66
 1-11-27-75 H W 83-66
 1-11-27-76 H W 83-66
 1-11-27-77 H W 83-66
 1-11-27-78 H W 83-66
 1-11-27-79 H W 83-66
 1-11-27-80 H W 83-66
 1-11-27-81 H W 83-66
 1-11-27-82 H W 83-66
 1-11-27-83 H W 83-66
 1-11-27-84 H W 83-66
 1-11-27-85 H W 83-66
 1-11-27-86 H W 83-66
 1-11-27-87 H W 83-66
 1-11-27-88 H W 83-66
 1-11-27-89 H W 83-66
 1-11-27-90 H W 83-66
 1-11-27-91 H W 83-66
 1-11-27-92 H W 83-66
 1-11-27-93 H W 83-66
 1-11-27-94 H W 83-66
 1-11-27-95 H W 83-66
 1-11-27-96 H W 83-66
 1-11-27-97 H W 83-66
 1-11-27-98 H W 83-66
 1-11-27-99 H W 83-66
 1-11-28-00 H W 83-66

1-11-28-01 H W 83-66
 1-11-28-02 H W 83-66
 1-11-28-03 H W 83-66
 1-11-28-04 H W 83-66
 1-11-28-05 H W 83-66
 1-11-28-06 H W 83-66
 1-11-28-07 H W 83-66
 1-11-28-08 H W 83-66
 1-11-28-09 H W 83-66
 1-11-28-10 H W 83-66
 1-11-28-11 H W 83-66
 1-11-28-12 H W 83-66
 1-11-28-13 H W 83-66
 1-11-28-14 H W 83-66
 1-11-28-15 H W 83-66
 1-11-28-16 H W 83-66
 1-11-28-17 H W 83-66
 1-11-28-18 H W 83-66
 1-11-28-19 H W 83-66
 1-11-28-20 H W 83-66
 1-11-28-21 H W 83-66
 1-11-28-22 H W 83-66
 1-11-28-23 H W 83-66
 1-11-28-24 H W 83-66
 1-11-28-25 H W 83-66
 1-11-28-26 H W 83-66
 1-11-28-27 H W 83-66
 1-11-28-28 H W 83-66
 1-11-28-29 H W 83-66
 1-11-28-30 H W 83-66
 1-11-28-31 H W 83-66
 1-11-28-32 H W 83-66
 1-11-28-33 H W 83-66
 1-11-28-34 H W 83-66
 1-11-28-35 H W 83-66
 1-11-28-36 H W 83-66
 1-11-28-37 H W 83-66
 1-11-28-38 H W 83-66
 1-11-28-39 H W 83-66
 1-11-28-40 H W 83-66
 1-11-28-41 H W 83-66
 1-11-28-42 H W 83-66
 1-11-28-43 H W 83-66
 1-11-28-44 H W 83-66
 1-11-28-45 H W 83-66
 1-11-28-46 H W 83-66
 1-11-28-47 H W 83-66
 1-11-28-48 H W 83-66
 1-11-28-49 H W 83-66
 1-11-28-50 H W 83-66
 1-11-28-51 H W 83-66
 1-11-28-52 H W 83-66
 1-11-28-53 H W 83-66
 1-11-28-54 H W 8



EIGHT CONSECUTIVE NCAA TOURNAMENTS • 2001 FINAL FOUR

Washington College

Maryland leads, 13-4

1924-25	H	L	16-27
1925-26	H	W	30-26
1926-27	H	L	18-22
1926-27	A	L	16-21
2-17-28	H	W	22-20
2-11-31	H	L	32-33
2-10-32	H	W	36-16
2-8-33	H	W	35-27
2-17-34	H	W	44-33
1-16-35	H	W	43-27
1-23-36	H	W	46-34
2-18-36	A	W	56-30
1-20-37	H	W	41-20
2-16-38	A	W	43-42
2-24-39	H	W	47-37
2-22-41	H	W	26-18
1-16-42	H	W	28-25

2-2-29	H	L	22-47
2-6-29	A	L	18-42
2-3-30	H	L	25-29
2-13-30	A	L	21-36
1-10-31	A	W	36-21
2-3-31	H	W	28-17
1-15-32	A	W	23-38
2-15-32	H	W	49-19
1-14-33	A	L	40-43
2-11-33	H	W	46-28
3-1-34	N1	L	37-45
2-16-35	H	L	29-33
1-10-36	A	L	27-30
2-11-36	H	L	54-53
3-6-36	N1	L	32-38
1-8-37	A	L	27-51
2-18-37	H	L	35-41
1-7-38	A	L	29-31
2-5-38	H	W	36-32
2-11-39	H	W	39-37
1-20-40	H	L	25-44
2-8-40	A	L	19-39
2-28-40	N1	W	43-30
1-14-41	A	L	41-59
2-8-41	H	L	15-42
2-3-42	A	L	44-30
2-7-42	H	L	28-52
1-15-43	A	L	40-50
2-13-43	H	W	55-35
1-16-47	A	W	65-60
1-31-47	H	W	59-50
12-17-47	A	L	64-70
2-7-48	H	W	64-38
2-5-49	A	W	66-60
12-10-49	H	W	65-46

Washington & Lee

Maryland leads, 27-26

1910-11	A	L	17-46
1-31-11	H	L	24-29
2-3-14	A	L	8-53
1923-24	H	W	22-21
1925-26	H	W	40-27
1925-26	A	W	33-30
1926-27	H	W	44-32
1926-27	A	L	32-34
12-19-27	H	W	38-24
1-13-28	A	W	31-28

Washington M.C.A.

Maryland trails, 0-1

1904-05

West Virginia

Maryland trails, 14-22

1925-26	H	W	25-15
1-5-34	A	L	24-26
12-3-35	H	L	29-39
2-10-36	A	L	26-51
12-19-41	A	L	36-63
2-14-42	H	L	27-41
2-23-46	H	L	33-35
12-14-46	A	L	43-81
2-14-51	H	L	64-70
12-15-51	A	L	16-39
12-13-52	H	W	52-45
12-14-53	A	L	71-87
12-14-63	H	W	74-72
2-5-64	A	L	67-91
12-12-64	H	L	73-80 (OT)

2-10-65	A	W	86-78
12-21-65	A	L	74-76
2-12-66	H	W	107-92
1-11-67	A	W	82-81 (OT)
1-28-67	H	L	58-61
1-10-68	H	W	79-75
2-6-30	A	L	66-63
12-6-68	A	L	65-86
2-8-69	H	W	91-84
1-17-70	H	W	83-76
2-25-70	A	L	78-83
2-27-71	H	L	81-83
3-17-84	N1	W	102-77
12-1-84	H	W	55-47
12-12-85	A	W	42-41
1-21-87	H	W	65-62
12-5-87	A	L	49-75
12-27-88	H	L	61-69
12-1-90	A	L	85-90
12-21-91	H	W	101-91
12-5-92	A	L	72-86

1-NCIA Tournament at Raleigh, N.C. (Reynolds Coliseum)

1-NCIA Tournament at Birmingham, Ala. (Birmingham Coliseum)

Western Carolina

Maryland leads, 1-0

1-14-98 H W 113-46

Western Kentucky

Maryland leads, 2-0

12-29-71 H W 103-67

12-28-77 H W 91-78

1-Maryland Invitational at College Park, Md. (Cale Field House)

Western Maryland

Maryland leads, 12-0

1926-27	H	W	32-25
2-24-28	H	W	30-29
2-15-29	H	W	32-17
2-6-30	H	W	37-18
2-14-31	H	W	45-35
2-12-32	H	W	25-15
2-18-33	H	W	37-32
2-10-34	H	W	49-33
1-14-37	H	W	48-36
12-12-39	H	W	48-32
12-17-46	H	W	49-39
12-11-47	A	W	63-58

Wichita State

Maryland leads, 1-0

1-Charlotte Invitational at Charlotte, N.C. (Charlotte Coliseum)

Widener College

Maryland trails, 0-2

1910-11	A	L	19-50
2-28-14	A	L	

William & Mary

Maryland leads, 21-8

12-20-28	H	W	30-20
12-13-29	H	W	27-23
1-30-36	H	W	41-39
2-9-37	H	W	41-29

2-10-38	H	W	45-38
2-14-39	H	L	49-57
12-16-41	A	L	40-58
2-12-42	A	L	34-39
2-12-43	H	W	42-32
2-23-43	H	W	51-36
2-17-45	A	W	51-46
2-30-46	A	L	36-42
1-10-50	H	L	52-56
1-21-50	A	L	56-64
12-11-50	H	W	48-41
2-17-51	A	L	50-55
12-12-51	H	W	54-53
2-16-52	A	L	66-71
12-4-52	H	W	64-61
2-17-53	A	W	79-57
12-8-53	A	W	69-54
2-25-54	H	W	74-55
2-5-55	A	W	67-62
2-5-55	H	W	52-51
1-8-58	H	W	69-64
1-27-82	A	W	50-43
1-5-83	H	W	56-51
1-7-84	H	W	58-44
12-5-85	H	W	77-48

Wisconsin

Maryland trails, 0-3

12-20-31 A L 30-32
12-23-32 H L 13-22
11-29-30 N1 L 75-78 (OT)

1-ACC/Big Ten Challenge at Milwaukee, Wisc. (Bradley Center)

Woodrow General Hospital

The series is tied, 1-1

2-9-44 H W 48-26
2-18-44 A L 25-35

Wyoming

Maryland leads, 1-0
12-31-60 N1 W 84-77
1-Oixie Classic at Raleigh, N.C. (Reynolds Coliseum)

Xavier

Maryland leads, 1-0

1-Maryland Invitational at College Park, Md. (Cale Field House)

Yale

Maryland leads, 1-0

1-4-60 H W 103-80

Winthrop

Maryland leads, 3-0

12-27-86	H	W	76-58
12-9-87	H	W	65-52
12-7-99	H	W	76-65 (OT)

SERIES RECORDS

Opponent (GP)	Record	Delaware State (2)	2-0	Louisiana State (4)	2-2	Pennsylvania (15)	3-12	South Florida (2)	2-0	Valparaiso (1)	1-0
Air Force (2)	2-0	DePaul (2)	2-0	Louisville (7)	2-5	Penn Military Academy (1)	0-1	Southern California (USC) (3)	3-0	Vanderbilt (1)	1-0
Alabama (3)	3-0	DePaul (2)	2-0	Loyola (Md.) (12)	7-5	Pepperdine (1)	1-0	Southern Illinois (1)	1-0	Villanova (3)	1-2
Alaska (1)	1-0	Duke (148)	53-95	Maine (1)	1-0	Pittsburgh (6)	5-1	Stanford (155)	1-0	Virginia (155)	94-61
Alcorn State (1)	1-0	Duquesne (7)	7-0	Manhattan (1)	1-0	Princeton (6)	4-2	Stanton Military Academy (1)	0-1	Virginia Military Institute (49)	39-10
American (10)	9-1	East Carolina (6)	6-0	Marshall (2)	2-0	Providence (2)	1-1	Stevens Institute (5)	4-1	Virginia Tech (25)	22-3
AU-Puerto Rico (1)	1-0	Eastern Kentucky (91)	1-0	Mid.-Balt. County (UMBC) (12)	12-0	Randolph Macon (4)	3-1	Stony Brook (1)	1-0	Wagner (1)	1-0
Appalachian State (2)	2-0	East Tennessee State (2)	2-0	Mid.-Eastern Shore (UMES) (14)	14-0	Rhode Island (2)	2-0	Syracuse (5)	5-0	Wake Forest (103)	53-50
Arizona (2)	0-2	Eastern Illinois (2)	1-1	Massachusetts (6)	2-4	Richmond (35)	25-14	Tampa (2)	1-0	Washington College (15)	12-3
Arizona State (2)	1-1	Fairleigh Dickinson (5)	5-0	Memphis State (2)	0-2	Rider (3)	3-0	Temple (5)	2-3	Washington & Lee (51)	27-24
Arkansas (2)	1-1	Florida (1)	1-0	Miami (Fla.) (6)	3-3	Rutgers (6)	3-3	Tennessee (3)	2-1	West Virginia (35)	15-20
Army (4)	3-1	Florida International (1)	1-0	Miami (Ohio) (2)	2-0	Sacramento State (1)	1-0	Tennessee-Chattanooga (2)	2-0	Western Carolina (1)	1-0
Augusta College (1)	1-0	Florida State (23)	17-6	Michigan (5)	2-3	St. Francis (Pa.) (1)	2-0	Texas-EI Paso (2)	2-0	Western Kentucky (2)	2-0
Ball State (1)	1-0	Fordham (8)	7-1	Michigan State (1)	0-1	St. John's (14)	8-6	Texas (1)	1-0	Western Maryland (9)	9-0
Baltimore City (3)	2-1	Gallaudet (14)	7-7	Minnesota (2)	2-1	St. Joseph (3)	3-1	Texas Christian (1)	1-0	Wichita (1)	1-0
Biscayne College (1)	1-0	George Mason (5)	5-0	Mississippi (2)	1-1	St. Louis (1)	1-0	Texas Tech (1)	1-0	William & Mary (14)	14-0
Boston College (4)	3-1	George Washington (61)	34-27	Mississippi State (3)	0-3	St. Peter's (1)	0-1	Towson (12)	12-0	Winthrop (3)	3-0
Boston University (3)	2-1	Georgetown (61)	36-25	Missouri (4)	1-3	San Francisco (2)	2-0	Utah (1)	1-0	Wisconsin (3)	0-3
Brown (3)	3-0	Georgia (6)	2-4	Monmouth (N.J.) (1)	1-0	Santa Clara (2)	1-1	Tulsa (1)	1-0	Wyoming (1)	1-0
Bucknell (6)	6-0	Georgia State (2)	2-0	Montana State (1)	1-0	Seton Hall (3)	2-1	UCLA (7)	2-5	Xavier (1)	1-0
Buffalo (4)	4-0	Georgia Tech (55)	25-30	Morgan State (4)	4-0	South Carolina (57)	31-26	Utah (1)	1-0	Yale (1)	1-0
California (1)	1-0	Gonzaga (1)	1-0	Mount Saint Joseph (3)	1-2	South Carolina State (1)	1-0	Utah State (1)	1-0		
California-Irvine (1)	1-0	Hawaii (2)	2-0	Mount Saint Mary's (3)	3-0						
California-Santa Barbara (1)	1-0	Hawaii-Pacific (1)	1-0	Navy (56)	30-26						
Canisius (7)	7-0	Hofstra (3)	3-0	Nevada-Las Vegas (UNLV) (5)	1-4						
Catholic (22)	12-10	Holy Cross (4)	4-0	New Mexico A&M (1)	0-1						
Central Florida (1)	1-0	Houston (2)	1-1	New York University (2)	0-2						
Chaminade (1)	1-0	Howard (3)	3-0	Niagara (1)	1-0						
College of Charleston (1)	0-1	Illinois (4)	2-2	Norfolk State (1)	1-0						
Chicago State (2)	2-0	Indiana (3)	0-3	North Carolina (155)	48-107						
City College of New York (2)	1-1	Iona (1)	1-0	UNC Asheville (1)	1-0						
Cincinnati (2)	2-0	Iowa (2)	2-0	UNC Charlotte (1)	1-0						
The Citadel (1)	1-0	Jacksonville (3)	2-1	UNC Greensboro (1)	1-0						
Clemson (120)	78-42	James Madison (1)	1-0	UNC Wilmington (1)	1-0						
Cleveland State (1)	1-0	Johns Hopkins (19)	15-4	NC State (128)	61-67						
Coastal Carolina (1)	1-0	Kansas (4)	1-3	Northeastern (1)	1-0						
Columbia (2)	2-0	Kansas State (1)	1-0	Northwestern (1)	1-0						
Connecticut (2)	0-2	Kentucky (12)	4-8	North Texas (1)	1-0						
Coppin State (1)	0-1	Kentucky Wesleyan (1)	1-0	Notre Dame (16)	8-8						
Cornell (1)	1-0	Kent State (1)	1-0	Old Dominion (5)	4-1						
Creighton (2)	2-0	Lafayette (4)	4-0	Ohio State (5)	3-2						
Davidson (2)	1-1	Lamar (1)	1-0	Ohio University (1)	1-0						
Dayton (4)	2-2	La Salle (3)	3-0	Oklahoma (3)	2-1						
Delaware (3)	2-1	Lehigh (1)	1-0	Oklahoma State (1)	1-0						



EIGHT CONSECUTIVE NCAA TOURNAMENTS • 2001 FINAL FOUR

REGULAR SEASON TOURNAMENTS

Total In-Season Tournaments: 55
 Overall Record: 89-34 (.724)
 Total Championships: 26
 Runner-Ups: 12

All-American City Tournament (Owensboro, Ky.)

12-30-53	vs. Arizona State	W	65-50
12-31-53	vs. Evansville	W	66-58
1-2-54	vs. Kentucky Wesleyan	W	54-37 (champions)
12-27-54	vs. Texas Tech	W	58-54
12-28-54	vs. Rhode Island	W	83-66
12-30-54	vs. Cincinnati	W	78-61 (champions)
12-30-56	vs. Montana State	W	89-72
12-31-56	vs. New Mexico A&M	L	43-45
1-1-57	vs. Virginia	W	43-39

BB&T Bank/Children's Charities Classic (Landover, Md./Washington, D.C.)*

12-2-95	vs. Massachusetts	L	47-50
12-3-95	vs. George Washington	W	98-81
12-8-96	vs. California	W	80-64
12-9-96	vs. George Washington	W	74-68 (champions)
12-7-97	vs. Kansas	W	86-83
12-8-97	vs. George Washington	L	66-70
12-6-98	vs. Stanford	W	62-60
12-7-98	vs. DePaul	W	92-75 (champions)
12-4-99	vs. Illinois	W	69-67
12-5-99	vs. George Washington	L	69-74
12-2-00	vs. Michigan	W	82-51
12-3-00	vs. George Washington	W	71-63 (champions)

* Known as the Franklin National Bank/Children Charities Classic in its first three seasons. Held at US Airways Arena (Landover, Md.) in 1995 and 1996, moved to MCI Center (Washington, D.C.) in 1997.

Blue Grass Festival (Louisville, Ky.)

12-28-59	vs. Indiana	L	63-72
12-29-59	vs. Fordham	W	76-54

Cable Car Classic (San Francisco, Calif.)

12-21-73	vs. San Francisco	W	78-60
12-22-73	vs. Santa Clara	W	53-32 (champions)

Carrier Classic (Syracuse, N.Y.)

12-5-80	vs. Wagner	W	96-73
12-6-80	vs. Syracuse	W	83-73 (champions)

Central Fidelity Classic (Richmond, Va.)

12-1-89	vs. South Carolina	L	51-52
12-2-89	vs. Army	W	78-60

Chaminade Christmas Classic (Honolulu, Hawaii)

12-22-89	vs. George Mason	W	104-86
12-23-89	vs. East Tennessee St.	W	91-86
12-24-89	vs. Sacramento State	W	98-68 (champions)

Charlotte Invitational (Charlotte, N.C.)

12-28-66	vs. Davidson	W	66-55
12-29-66	vs. Army	W	57-54 (champions)
12-27-68	vs. Davidson	L	69-83
12-28-68	vs. Wichita	W	95-83

Dixie Classic (Raleigh, N.C.)

12-29-60	vs. North Carolina	L	57-81
12-30-60	vs. NC State	L	67-75
12-31-60	vs. Wyoming	W	84-77

ECAC Holiday Festival (New York, N.Y.)

12-27-90	vs. Rutgers	W	86-81
12-29-90	vs. South Carolina	W	78-69 (champions)

Evansville Holiday Tournament (Evansville, Ind.)

12-27-63	vs. Arizona	L	54-57
12-28-63	vs. Columbia	W	82-76

Fiesta Bowl Classic (Tucson, Ariz.)

12-28-91	vs. Rutgers	L	79-95
12-30-91	vs. Evansville	L	64-75

Freedom Bowl Classic (Irvine, Calif.)

11-25-88	vs. Texas Christian	W	74-67
11-26-88	vs. Georgia State	W	69-62 (champions)

Great Alaska Shootout (Anchorage, Alaska)

11-23-84	vs. Kansas	L	56-58
11-24-84	vs. Alaska-Anchorage	W	54-52
11-25-84	vs. Tennessee	W	72-49

Hall of Fame Classic (Springfield, Mass.)

12-23-84	vs. Hofstra	W	93-67
12-29-93	vs. Massachusetts	L	80-94

Hawaii Pacific Tournament (Wailuku, Hawaii)

12-28-85	vs. Stanford	W	67-65
12-29-85	vs. Hawaii-Pacific	W	92-85 (champions)

Hurricane Classic (Miami, Fla.)

12-28-64	vs. Tulsa	W	66-59
12-29-64	vs. Miami (Fla.)	L	73-80

MCI Harbor Classic (Baltimore, Md.)

11-27-87	vs. Loyola (Md.)	W	74-60
11-28-87	vs. Mississippi	W	77-69 (champions)

Marshall Invitational (Huntington, W.Va.)

12-20-68	vs. Marshall	W	89-80
12-21-68	vs. Miami (Fla.)	L	85-92

Maryland Invitational Tournament (College Park, Md.)

12-19-69	Army	L	54-69
12-20-69	Fordham	W	94-71
12-29-71	Western Kentucky	W	103-67
12-30-71	St. John's	W	90-69 (champions)
12-29-72	Georgia Tech	W	90-55
12-30-72	Syracuse	W	90-76 (champions)
12-29-73	Holy Cross	W	102-75
12-30-73	Boston College	W	58-37 (champions)
12-27-74	Georgia Tech	W	105-67
12-28-74	UCLA	L	75-81
12-29-75	Seton Hall	W	104-69
12-30-75	Princeton	W	66-59 (champions)
12-28-76	Xavier	W	84-74
12-29-76	Syracuse	W	96-85 (champions)
12-28-77	Western Kentucky	W	91-78
12-29-77	Georgia Tech	W	65-63 (champions)
12-29-78	St. Joseph's	W	62-56 (OT)
12-30-78	Southern California	W	83-79 (champions)
12-28-79	Miami-OH	W	115-76
12-29-79	Temple	W	85-63 (champions)

12-29-80	Marshall	W	114-89
12-30-80	St. Joseph's	W	74-57 (champions)
12-29-83	Randolph Macon	W	58-52
12-30-83	La Salle	W	96-83 (champions)

Maui Invitational (Lahaina, Hawaii)

11-21-94	vs. Chaminade	W	95-67
11-22-94	vs. Utah	W	90-78
11-23-94	vs. Arizona State	L	90-97
11-20-00	vs. Louisville	W	95-73
11-21-00	vs. Illinois	L	80-90
11-22-00	vs. Dayton	L	71-77

Memphis Invitational (Memphis, Tenn.)

12-16-66	vs. Oklahoma State	W	50-49
12-17-66	vs. Memphis State	L	53-55

Mid-Winter Festival (College Park, Md.)

12-29-55	Michigan State	L	75-95
12-30-55	St. Francis (Pa.)	W	75-66

Preseason NIT (College Park, Md./New York, N.Y.)*

11-17-99	San Francisco	W	71-61
11-19-99	Tulane	W	78-70
11-24-99	vs. Kentucky	L	58-61
11-26-99	vs. Notre Dame	W	72-67

* First and second round games at College Park, Md.; semifinal and third place games at Madison Square Garden.

Puerto Rico Shootout (Bayamon, P.R.)

11-26-98	vs. AU-Puerto Rico	W	82-32
11-27-98	vs. UCLA	W	70-54
11-28-98	vs. Pittsburgh	W	87-52 (champions)

Rainbow Classic (Honolulu, Hawaii)

12-25-84	vs. Iowa	W	78-68 (OT)
12-27-84	vs. Hawaii	W	79-71
12-28-84	vs. Georgia Tech	L	69-70
12-27-96	vs. Pittsburgh	W	66-63
12-28-96	vs. Hawaii	W	76-59
12-30-96	vs. Georgia	L	65-73 (OT)

Sugar Bowl Tournament (New Orleans, La.)

12-28-57	vs. Vanderbilt	W	71-56
12-30-57	vs. Memphis State	L	46-47 (3OT)
12-29-58	vs. Mississippi State	L	45-56
12-30-58	vs. Loyola (Md.)	W	54-50
12-29-61	vs. Mississippi State	L	62-64
12-30-61	vs. Louisville	L	64-83
12-29-65	vs. Houston	W	69-68
12-30-65	vs. Dayton	W	77-75 (champions)

Sun Bowl Tournament (El Paso, Texas)

12-29-88	vs. Lamar	W	74-65
12-30-88	vs. Texas-El Paso	L	51-69

Sun Carnival Tournament (El Paso, Texas)

12-21-67	vs. Texas-El Paso	L	53-70
12-22-67	vs. Southern Illinois	L	72-73 (OT)

Tip-Off Tournament (Landover, Md.)


11-27-77	vs. American	W	78-65
11-28-77	vs. Georgetown	W	91-87 (champions)

Virginia Tech Tournament (Blacksburg, Va.)

12-20-63	vs. Tennessee	L	59-70
12-21-63	vs. Louisiana State	W	75-65

TEPNOTE: Maryland hosted its own invitational during 12 seasons between 1969 and 1983.





EIGHT CONSECUTIVE NCAA TOURNAMENTS • 2001 FINAL FOUR

POSTSEASON TOURNAMENTS

NCAA Appearances

NCAA Appearances: 18 Appearances
Overall Record: 26-18
Times to the Final Four: 1 (2001)
Times to the Final Eight: 3 (1973, 1975, 2001)
Times to the Sweet Sixteen: 8 (1958, 1980, 1985, 1994, 1995, 1998, 1999, 2001)

Overall Appearances

Year	Maryland's Result	Md. Seed
1958	East Regional Semifinals	n/a
1973	East Regional Final	n/a
1975	Midwest Regional Final	n/a
1980	East Regional Semifinal	2
1981	Midwest Regional Second Round	6
1983	Midwest Regional Second Round	8
1984	Midwest Regional Semifinals	3
1985	Southeast Regional Semifinal	5
1986	West Regional Second Round	5
1988	Southeast Regional Second Round	7
1994	Midwest Regional Semifinals	10
1995	West Regional Semifinals	3
1996	West Regional First Round	7
1997	Southeast Regional First Round	5
1998	West Regional Semifinals	4
1999	Southeast Regional Semifinals	2
2000	Midwest Regional Second Round	3
2001	West Regional Champions/Final Four	3

1958

East Regional, First Round
Site: New York, N.Y.
 Maryland 88, Boston College 63 (3-11-58)
East Regional, Semifinals/Third Place Game
Site: Charlotte, N.C.
 Temple 81, Maryland 67 (3-14-58)
 Maryland 59, Manhattan 55 (3-15-58)

1973

East Regional, First Round
Site: Charlotte, N.C.
 First Round Bye
East Regional, Semifinal/Final
Site: at Charlotte, N.C.
 Maryland 91, Syracuse 75 (3-15-73)
 Providence 103, Maryland 89 (3-17-73)

1975

Midwest Regional, First Round
Site: Lubbock, Texas
 Maryland 83, Creighton 79 (3-15-75)
Midwest Regional, Semifinal/Final
Site: Las Cruces, N.M.
 Maryland 83, Notre Dame 71 (3-20-75)
 Louisville 96, Maryland 82 (3-22-75)

1980

East Regional, First/Second Rounds
Site: Greensboro, N.C.
 First Round Bye
 No. 2 Maryland 86, No. 7 Tennessee 75 (3-8-80)
East Regional, Semifinal
Site: Philadelphia, Pa.
 No. 3 Georgetown 74, No. 2 Maryland 68 (3-14-80)

1981

Midwest Regional, First/Second Rounds
Site: at Dayton, Ohio
 No. 6 Maryland 81, No. 11 Tenn. Chattanooga 69 (3-12-81)
 No. 3 Indiana 99, No. 6 Maryland 64 (3-14-81)

1983

Midwest Regional, First/Second Rounds
Site: Houston, Texas
 No. 8 Maryland 52, No. 9 Tenn. Chattanooga 51 (3-17-83)
 No. 1 Houston 60, No. 8 Maryland 50 (3-19-83)

1984

Midwest Regional, First/Second Rounds
Site: Birmingham, Ala.
 First Round Bye
 No. 3 Maryland 102, No. 11 West Virginia 77 (3-17-84)
Midwest Regional Semifinal
Site: Lexington, Ky.
 No. 2 Illinois 72, No. 3 Maryland 70 (3-22-84)

1985

Southeast Regional, First/Second Rounds
Site: Dayton, Ohio
 No. 5 Maryland 69, No. 12 Miami-OH 68 (OT) (3-15-85)
 No. 5 Maryland 64, No. 13 Navy 59 (3-17-85)
Southeast Regional, Semifinal
Site: Birmingham, Ala.
 No. 8 Villanova 46, No. 5 Maryland 43 (3-22-85)

1986

West Regional, First/Second Rounds
Site: Long Beach, Calif.
 No. 5 Maryland 69, No. 12 Pepperdine 64 (3-14-86)
 No. 4 Nevada-Las Vegas 70, No. 5 Maryland 64 (3-16-84)

1988*

Southeast Regional, First/Second Rounds
Site: Cincinnati, Ohio
 No. 7 Maryland 92, No. 12 UC Santa Barbara 82 (3-18-88)
 No. 2 Kentucky 90, No. 12 Maryland 81 (3-20-88)
 * Maryland's 1988 NCAA Tournament appearance was vacated by the NCAA.

1994

Midwest Regional, First/Second Rounds
Site: Wichita, Kan.
 No. 10 Maryland 74, No. 7 St. Louis 67 (3-17-94)
 No. 10 Maryland 95, No. 2 Massachusetts 87 (3-19-94)
Midwest Regional, Semifinal
Site: Dallas, Texas
 No. 3 Michigan 78, No. 10 Maryland 71 (3-25-94)

1995

West Regional, First/Second Rounds
Site: Salt Lake City, Utah
 No. 3 Maryland 87, No. 14 Gonzaga 63 (3-16-95)
 No. 3 Maryland 82, No. 11 Texas 68 (3-18-95)
West Regional, Semifinal
Site: Oakland, Calif.
 No. 2 Connecticut 99, No. 3 Maryland 89 (3-23-95)

1996

West Regional, First Round
Site: Tempe, Ariz.
 No. 10 Santa Clara 91, No. 7 Maryland 79 (3-15-96)

1997

Southeast Regional, First Round
Site: Memphis, Tenn.
 No. 12 Charleston 75, No. 5 Maryland 66 (3-13-97)

1998

West Regional, First/Second Rounds
Site: Sacramento, Calif.
 No. 4 Maryland 82, No. 13 Utah State 68 (3-13-98)
 No. 4 Maryland 67, No. 5 Illinois 61 (3-15-98)
West Regional, Semifinal
Site: Anaheim, Calif.
 No. 1 Arizona 87, No. 4 Maryland 79 (3-19-98)

1999

South Regional, First/Second Rounds
Site: Orlando, Fla.
 No. 2 Maryland 82, No. 15 Valparaiso 60 (3-11-99)
 No. 2 Maryland 75, No. 10 Creighton 63 (3-13-99)
South Regional, Semifinal
Site: Knoxville, Tenn.
 No. 3 St. John's 76, No. 2 Maryland 63 (3-18-99)

2000

Midwest Regional, First/Second Rounds
Site: Minneapolis, Minn.
 No. 3 Maryland 74, No. 14 Iowa 59 (3-16-00)
 No. 6 UCLA 105, No. 3 Maryland 70 (3-18-00)
 No. 3 St. John's 76, No. 2 Maryland 63 (3-18-99)

NIT Appearances


NIT Appearances: 4 Appearances
Overall Record: 7-3
Championships: 1 (1972)

Overall Appearances

Year	Maryland's Result
1972	Champions
1979	Second Round
1982	Second Round
1990	Second Round

1972

First Round/Quarterfinals (16 Teams)
Site: New York, N.Y.
 Maryland 67, St. Joseph's 55 (3-18-72)
 Maryland 71, Syracuse 65 (3-20-72)
Semifinals/Championship
Site: New York, N.Y.
 Maryland 91, Jacksonville 77 (3-23-72)
 Maryland 100, Niagara 69 (3-25-72)




2001

West Regional, First/Second Rounds
Site: Boise, Idaho
 No. 3 Maryland 783, No. 14 George Mason 80 (3-15-01)
 No. 3 Maryland 79, No. 11 Georgia State 60 (3-17-01)
West Regional Semifinal/Final
Site: Anaheim, Calif.
 No. 3 Maryland 76, No. 10 Georgetown 66 (3-22-01)
 No. 3 Maryland 87, No. 1 Stanford 73 (3-24-01)
Final Four
Site: Minneapolis, Minn.
 No. 1 Duke 95, No. 3 Maryland 84 (3-31-01)

2001-02 MARYLAND BASKETBALL • ALL-TIME RECORD BOOK

TERMINOTE: Maryland is 26-18 all-time in NCAA Tournament games, with Gary Williams claiming half of those as the winningest NCAA Tournament coach in school history.



EIGHT CONSECUTIVE NCAA TOURNAMENTS • 2001 FINAL FOUR

NCAA TOURNAMENT RECORDS

All career records require participation in a minimum two NCAA Tournaments. Series records require participation in a minimum two tournament games. Single game abbreviations: 1R-First Round; 2R-Second Round; RSF-Regional Semifinal; RF-Regional Final; NSF-National Semifinal; NF-National Final. Three-point records are since Maryland's participation in the 1988 tournament. Blacks and steals records begin with the 1975 tournament, assists records begin in the 1973 tournament.

Individual

Career - Games Played

1. Mike Mardesich (98, 99, 00, 01)	13
Terence Morris (98, 99, 00, 01)	13
3. Lonny Baxter (99, 00, 01)	10
Juan Dixon (99, 00, 01)	10
5. Danny Miller (99, 00, 01)	9
Matt Kovarik (94, 95, 97, 98)	9
Keith Gatlin (84, 85, 86, 88)	9
Jeff Baxter (83, 84, 85, 86)	9
Len Bias (83, 84, 85, 86)	9

Career - Games Started

1. Lonny Baxter (99, 00, 01)	10
Terence Morris (98, 99, 00, 01)	10
3. Len Bias (83, 84, 85, 86)	9
4. Keith Booth (94, 95, 96, 97)	8

Career - Minutes Played

1. Len Bias (83, 84, 85, 86)	336 (37.3)
2. Terence Morris (98, 99, 00, 01)	335 (25.8)
3. Keith Gatlin (84, 85, 86, 88)	329 (36.6)
4. Juan Dixon (99, 00, 01)	287 (28.7)

Series - Minutes Played


1. Juan Dixon (01)	178 (35.6)
2. Steve Blake (01)	158 (31.6)
3. Lonny Baxter (01)	133 (26.6)
4. Terence Morris (01)	123 (24.6)
5. Len Bias (85)	122 (40.7)
6. John Lucas (75)	120 (40.0)

Career - Points

1. Len Bias (83, 84, 85, 86)	168 (18.7)
2. Lonny Baxter (99, 00, 01)	143 (14.3)
Terence Morris (98, 99, 00, 01)	143 (11.0)
4. Juan Dixon (99, 00, 01)	139 (13.9)
5. Adrian Branch (83, 84, 85)	129 (18.4)
6. Joe Smith (94, 95)	125 (20.8)
7. John Lucas (73, 75)	111 (22.2)
8. Johnny Rhodes (94, 95, 96)	107 (15.3)
9. Laron Profit (97, 99, 98, 99)	98 (12.3)
10. Keith Booth (94, 95, 96, 97)	97 (12.1)

Series - Points

1. Juan Dixon (01)	85 (17.0)
2. Lonny Baxter (01)	81 (16.2)
3. John Lucas (75)	70 (23.3)
4. Joe Smith (94)	63 (21.0)
5. Joe Smith (95)	62 (20.7)
6. Len Bias (86)	57 (28.5)
7. Adrian Branch (85)	56 (17.8)
8. Nick Davis (58)	55 (18.3)
9. Rodney Elliott (98)	53 (17.7)
10. Len Bias (85)	53 (17.7)
Owen Brown (75)	53 (17.7)



Lonny Baxter

Game - Points

1. Joe Smith vs. Texas (W, 2R, 3-18-95)	31
Len Bias vs. UNLV (W, 2R, 3-16-86)	31
3. Joe Smith vs. Saint Louis (MW, 1R, 3-17-94)	29
4. Greg Manning vs. Tennessee (E, 2R, 3-8-80)	28
5. Johnny Rhodes vs. Santa Clara (W, 1R, 3-15-96)	27
6. John Lucas vs. Louisville (MW, RF, 3-22-75)	27
7. Lonny Baxter vs. Georgetown (W, RSF, 3-22-01)	26
Len Bias vs. Pepperdine (W, 1R, 3-14-86)	26
9. Derrick Lewis vs. UC Santa Barbara SE, 1R, 3-18-88)	25
Len Bias vs. Miami-OH (SE, 1R, 3-15-85)	25
Albert King vs. UT-Chattanooga (MW, 1R, 3-12-81)	25
Tom McMillen vs. Providence (E, RF, 3-17-73)	25

Career - Scoring Average

1. John Lucas (73, 75)	22.2 (111)
2. Joe Smith (94, 95)	20.8 (125)
3. Albert King (80, 81)	20.5 (82)
4. Len Bias (83, 84, 85, 86)	18.7 (168)

Series - Scoring Average


1. Len Bias (86)	28.5 (57)
2. Albert King (81)	23.5 (47)
Greg Manning (80)	23.5 (47)
4. John Lucas (75)	23.3 (70)

Career - Field Goals Made

1. Len Bias (83, 84, 85, 86)	65
2. Lonny Baxter (99, 00, 01)	52
Terence Morris (98, 99, 00, 01)	52
4. Juan Dixon (99, 00, 01)	47

Series - Field Goals Made

1. Lonny Baxter (01)	30
2. Juan Dixon (01)	29
3. John Lucas (75)	28
4. Joe Smith (95)	24
Nick Davis (58)	24



John Lucas

Game - Field Goals Made

1. Lonny Baxter vs. Stanford (W, RF, 3-24-01)	11
Johnny Rhodes vs. Santa Clara (W, 1R, 3-15-96)	11
Derrick Lewis vs. UC Santa Barbara (SE, 1R, 3-18-88)	11
Len Bias vs. UNLV (MW, 2R, 3-16-86)	11
Albert King vs. UT Chattanooga (MW, 1R, 3-12-81)	11
Greg Manning vs. Tennessee (E, 2R, 3-8-80)	11
John Lucas vs. Louisville (MW, RF, 3-22-75)	11
Nick Davis vs. Boston College (E, 1R, 3-11-58)	11

Career - Field Goals Attempted

1. Len Bias (83, 84, 85, 86)	120
2. Terence Morris (98, 99, 00, 01)	114
3. Juan Dixon (99, 00, 01)	109
4. Lonny Baxter (99, 00, 01)	107

Series - Field Goals Attempted

1. Lonny Baxter (01)	62
2. Juan Dixon (01)	61
3. Adrian Branch (85)	52
4. Nick Davis (58)	49

Game - Field Goals Attempted

1. Albert King vs. Indiana (ME, 2R, 3-14-81)	28
2. Len Bias vs. UNLV (W, 2R, 3-16-86)	23
3. Johnny Rhodes vs. Santa Clara (W, 1R, 3-15-96)	22
Owen Brown vs. Louisville (MW, RF, 3-22-75)	22

Career - Field Goal Pct. (min. 25 att.)

1. Buck Williams (80, 81)	667 (26 of 39)
2. Greg Manning (80, 81)	609 (28 of 46)
3. Joe Smith (94, 95)	556 (45 of 81)
4. John Lucas (73, 75)	554 (46 of 83)

Series - Field Goal Pct. (min. 15 att.)

1. Len Bias (83)750 (12 of 16)
2. Buck Williams (80)696 (16 of 23)
3. Tom McMillen (73)692 (18 of 26)
4. Greg Manning (80)690 (20 of 29)



Joe Smith

Game - Field Goal Pct. (min. 8 att.)

1. Ben Coleman vs. West Virginia (ME, 2R, 3-17-84)	889 (8 of 9)
2. Laron Profit vs. Valparaiso (S, 1R, 3-11-99)	800 (8 of 10)
Buck Williams vs. Georgetown (E, RSF, 3-14-80)	800 (8 of 10)
Tom McMillen vs. Syracuse (E, RSF, 3-15-73)	800 (8 of 10)

Career - 3-Point Field Goals Made

1. Juan Dixon (99, 00, 01)	16
2. Sarunas Jasikevicius (95, 96, 97, 98)	10
3. Terence Morris (98, 99, 00, 01)	9
Terrell Stokes (96, 97, 98, 99)	9
Duane Simpkins (94, 95, 96)	9
Keith Gatlin (84, 85, 86, 88)	9

Series - 3-Point Field Goals Made

1. Juan Dixon (01)	9
Keith Gatlin (88)	9
2. Sarunas Jasikevicius (98)	8
4. Steve Blake (01)	6

Game - 3-Point Field Goals Made


1. Keith Gatlin vs. UC Santa Barbara (SE, 1R, 3-18-85)	11
2. Laron Profit vs. Duke (F, NSF, 3-31-01)	4
4. Juan Dixon vs. Co. of Charleston (SE, 1R, 3-13-97)	4
Sarunas Jasikevicius vs. Illinois (W, 2R, 3-14-98)	4
Duane Simpkins vs. Massachusetts (MW, 2R, 3-19-94)	4
Keith Gatlin vs. Kentucky (SE, 2R, 3-20-88)	4


Career - 3-Point Field Goals Att.

1. Juan Dixon (99, 00, 01)	45
2. Duane Simpkins (94, 95, 96)	29
3. Terence Morris (98, 99, 00, 01)	26
4. Johnny Rhodes (94, 95, 96)	25

TERNOTE: Mike Mardesich and Terence Morris set the new Maryland standard with 13 NCAA Tournament games under their belts, but Lonny Baxter and Juan Dixon (10 apiece) hope to break that mark.

2001-02 MARYLAND BASKETBALL - ALL-TIME RECORD BOOK





EIGHT CONSECUTIVE NCAA TOURNAMENTS • 2001 FINAL FOUR

Series – 3-Point Field Goals Att.

1. Juan Dixon (01)	24
2. Keith Gatlin (88)	16
3. Terrell Stokes (98)	15
4. Sarunas Jasikevicius (98)	13

Game – 3-Point Field Goals Att.

1. Juan Dixon vs. Duke (FE, NSF, 3-31-01)	10
2. Keith Gatlin vs. Kentucky (SE, 2R, 3-20-88)	8
Keith Gatlin vs. UC Santa Barbara (SE, 1R, 3-18-88)	8

Career – 3-Point Field Goal Pct. (min. 10 att.)

1. Keith Gatlin (84, 85, 86, 88)563 (9 of 16)
2. Sarunas Jasikevicius (95, 96, 97, 98)500 (10 of 20)
Steve Blake (00, 01)500 (7 of 14)
4. Terrell Stokes (96, 97, 98, 99)375 (9 of 24)
Exree Hipp (94, 95, 96)375 (6 of 16)

Series – 3-Point Field Goal Pct. (min. 7 att.)

1. Sarunas Jasikevicius (98)615 (8 of 13)
2. Keith Gatlin (88)563 (9 of 16)
3. Steve Blake (01)500 (6 of 12)
4. Terence Morris (98)429 (3 of 7)
Yerion McCoy (88)429 (3 of 7)

Game – 3-Point Field Goal Pct. (min. 3 att.)

1. Sarunas Jasikevicius vs. Illinois (W, 2R, 3-14-98)	1.000 (4 of 4)
Duane Simpkins vs. Massachusetts (MW, 2R, 3-19-94)	1.000 (4 of 4)
Steve Blake vs. Stanford (W, RF, 3-24-01)	1.000 (3 of 3)
4. Tajh Holden vs. Stanford (W, RF, 3-24-01), 750 (3 of 4)	

Career – Free Throws Made

1. Lonny Baxter (99, 00, 01)	39
2. Len Bias (83, 84, 85, 86)	38
3. Adrian Branch (83, 84, 85)	37
4. Joe Smith (94, 95)	34

Series – Free Throws Made

1. Lonny Baxter (01)	21
Len Bias (86)	21
3. Joe Smith (94)	20
Tom Young (58)	20

Game – Free Throws Made


1. Len Bias vs. Pepperdine (W, 1R, 3-14-86)	12
2. Joe Smith vs. Texas (W, 2R, 3-18-95)	11
Rudy Archer vs. UC Santa Barbara (SE, 1R, 3-18-88)	11
4. Byron Mouton vs. George Mason (W, 1R, 3-15-01)	9
Joe Smith vs. Saint Louis (MW, 1R, 3-17-94)	9
Len Bias vs. UNLV (W, 2R, 3-16-86)	9

Career – Free Throws Attempted


1. Lonny Baxter (99, 00, 01)	63
2. Keith Booth (94, 95, 96, 97)	48
Adrian Branch (83, 84, 85)	48
4. Joe Smith (94, 95)	45

Series – Free Throws Attempted

1. Lonny Baxter (01)	35
2. Keith Booth (94)	28
3. Joe Smith (94)	25
Tom Young (58)	25



Juan Dixon



Sarunas Jasikevicius



Buck Williams

Game – Free Throws Att.

1. Joe Smith vs. Texas (W, 2R, 3-18-95)	16
2. Len Bias vs. Pepperdine (W, 1R, 3-14-86)	14
3. Lonny Baxter vs. Georgetown (W, RFS, 3-22-01)	13
4. Rudy Archer vs. UC Santa Barbara (SE, 1R, 3-18-88)	12

Career – Free Throw Pct. (min. 12 att.)

1. Len Bias (83, 84, 85, 86)864 (38 of 44)
John Lucas (73, 75)864 (19 of 22)
3. Drew Nicholas (00, 01)846 (11 of 13)
4. Danny Miller (99, 00, 01)800 (12 of 15)

Series – Free Throw Pct. (min. 10 att.)

1. Rudy Archer (88)929 (13 of 14)
2. Steve Sheppard (75)917 (11 of 12)
3. Len Bias (86)913 (21 of 23)
4. Byron Mouton (01)901 (10 of 11)

Game – Free Throw Pct. (min. 7 att.)

1. Byron Mouton vs. George Mason (W, 1R, 3-15-01)	1.000 (9 of 9)
Len Bias vs. UNLV (W, 2R, 3-16-86)	1.000 (9 of 19)
John Lucas vs. Notre Dame (MW, RFS, 3-20-75)	1.000 (8 of 8)
Juan Dixon vs. George Mason (W, 1R, 3-15-01)	1.000 (7 of 7)
5. Rudy Archer vs. UC Santa Barbara (SE, 1R, 3-18-88)919 (11 of 12)

* Len Elmore shot 12-for-12 from the free throw line in the championship game of the 1972 NIT.

Career – Rebounds

1. Lonny Baxter (99, 00, 01)	86 (8.6)
2. Terence Morris (98, 99, 00, 01)	85 (6.5)
3. Joe Smith (94, 95)	73 (12.2)
4. Keith Booth (94, 95, 96, 97)	68 (8.5)

Series – Rebounds

1. Lonny Baxter (01)	50 (10.0)
2. Joe Smith (95)	39 (13.0)
3. Terence Morris (01)	38 (7.6)
4. Keith Booth (95)	37 (12.3)

Single Game – Rebounds

1. Joe Smith vs. Texas (W, 2R, 3-18-95)	21
2. Tom Roy vs. Louisville (MW, RF, 2-22-75)	20
3. Buck Williams vs. UT-Chattanooga (ME, 1R, 3-12-81)	16

4. Keith Booth vs. Gonzaga (W, 1R, 3-16-95)	15
Joe Smith vs. Saint Louis (MW, 1R, 3-17-94)	15
Buck Williams vs. Georgetown (E, RFS, 3-14-80)	15

Career – Rebounding Average

1. Buck Williams (80, 81)	12.5 (50)
2. Joe Smith (94, 95)	12.2 (73)
3. Ernest Graham (80, 81)	8.8 (35)
4. Lonny Baxter (99, 00, 01)	8.6 (86)

Series – Rebounding Average

1. Joe Smith (95)	13.0 (39)
Buck Williams (81)	13.0 (26)
3. Keith Booth (95)	12.3 (37)
4. Buck Williams (80)	12.0 (24)
Len Elmore (73)	12.0 (24)

Career – Assists

1. Keith Gatlin (84, 85, 86, 88)	69 (7.7)
2. Terrell Stokes (96, 97, 98, 99)	39 (4.9)
3. Steve Blake (00, 01)	38 (5.4)
Duane Simpkins (94, 95, 96)	38 (5.4)

Series – Assists

1. Steve Blake (01)	30 (6.0)
2. Keith Gatlin (85)	24 (8.0)
3. Duane Simpkins (94)	22 (7.3)

Single Game – Assists

1. Keith Gatlin vs. Navy (SE, 2R, 3-17-85)	12
2. Duane Simpkins vs. Saint Louis (MW, 1R, 3-17-94)	11
3. Johnny Rhodes vs. Massachusetts (MW, 2R, 3-19-94)	10
Keith Gatlin vs. Miami-OH (SE, 1R, 3-15-95)	10
Keith Gatlin vs. Illinois (ME, RFS, 3-22-84)	10
Reggie Jackson vs. Tennessee (E, 2R, 3-8-80)	10

Career – Assists Average

1. Keith Gatlin (84, 85, 86, 88)	7.7 (69)
2. Steve Blake (00, 01)	5.4 (38)
3. Duane Simpkins (94, 95, 96)	5.4 (38)
4. Terrell Stokes (96, 97, 98, 99)	4.9 (39)

Series – Assists Average

1. Keith Gatlin (84)	8.5 (17)
2. Keith Gatlin (85)	8.0 (24)
3. Keith Gatlin (86)	7.5 (15)
4. Duane Simpkins (94)	7.3 (22)

Career – Blocked Shots

1. Terence Morris (98, 99, 00, 01)	21
2. Joe Smith (94, 95)	14
Derrick Lewis (85, 86)	14
4. Lonny Baxter (99, 00, 01)	9
5. Len Bias (83, 84, 85, 86)	8

Series – Blocked Shots

1. Terence Morris (01)	8
Joe Smith (95)	8
3. Terence Morris (99)	6
Joe Smith (94)	6
Derrick Lewis (86)	6
Derrick Lewis (85)	6

Game – Blocked Shots

1. Joe Smith vs. Texas (W, 2R, 3-18-95)	7
2. Terence Morris vs. Georgetown (W, RFS, 3-22-01)	4
Lonny Baxter vs. Iowa (MW, 1R, 3-16-00)	4
Derrick Lewis vs. UNLV (W, 2R, 3-16-86)	4
Derrick Lewis vs. Miami-OH (SE, 1R, 3-15-85)	4

Career – Steals

1. Juan Dixon (99, 00, 01)	18
2. Steve Blake (00, 01)	15
3. Terence Morris (98, 99, 00, 01)	14
4. Danny Miller (99, 00, 01)	11
Keith Booth (94, 95, 96, 97)	11
Exree Hipp (94, 95, 96)	11

Series – Steals

1. Juan Dixon (01)	14
2. Steve Francis (99)	7
Johnny Rhodes (94)	7
4. Terence Morris (99)	6
Danny Miller (99)	6
Jeff Adkins (85)	6

Single Game – Steals

1. Johnny Rhodes vs. Santa Clara (W, 1R, 3-15-96)	5
Derrick Lewis vs. UC Santa Barbara (SE, 1R, 3-18-89)	5
3. Juan Dixon vs. Georgia State (W, 2R, 3-17-01)	4
Steve Francis vs. Creighton (S, 2R, 3-13-99)	4
Johnny Rhodes vs. Michigan (MW, RFS, 3-24-94)	4
Joe Smith vs. Texas (W, 2R, 3-18-95)	4
Albert King vs. Georgetown (E, RFS, 3-14-80)	4

TERPNOTE: The only time that Maryland has gone to overtime in an NCAA Tournament game was in 1985 against Miami-Ohio. The Terps won 69-68.



EIGHT CONSECUTIVE NCAA TOURNAMENTS • 2001 FINAL FOUR

NCAA TOURNAMENT RECORDS

Team

Largest Margin of Victory

25 vs. West Virginia (102-77), 3-17-84;
25 vs. Boston College (88-63), 3-11-58

Largest Margin of Defeat

35 vs. UCLA (105-70), 3-18-00; vs. Indiana (99-64), 3-14-81

Overtime Periods

1- Maryland def. Miami-OH, 69-68, 3-15-85

Points

Series High-409 in 2001 (5 games)
Single Game High-102 vs. West Virginia, 3-17-84
Single Game Low-43 vs. Villanova, 3-22-85

Scoring Average

Series High-90.0 in 1973 (180 in 2 games)
Series Low-51.0 in 1983 (102 in 2 games)

Field Goals Made

Series High-409 in 2001 (5 games)
Single Game High-40 vs. Providence, 3-17-73
Single Game Low-16 vs. Manhattan, 3-15-58

Field Goals Attempted

Series High-299 in 2001 (5 games)
Single Game High-83 vs. Connecticut, 3-23-95
Single Game Low-39 vs. Houston, 3-19-83

Field Goal Pct.

Series High-.583 in 1980 (67 of 115, 2 games)
Series Low-.398 in 1958 (68 of 171, 3 games)
Single Game High-.667 vs. West Virginia (36 of 54), 3-17-84
Single Game Low-.271 vs. Manhattan (16 of 59), 3-15-58

3-Point Field Goals Made

Series High-22 in 2001 (5 games)
Single Game High-11 vs. Arizona, 3-19-98
Single Game Low-0 vs. Texas, 3-18-95

3-Point Field Goals Attempted

Series High-60 in 2001 (5 games)
Single Game High-29 vs. Santa Clara, 3-15-96
Single Game Low-5 vs. Texas, 3-18-95; vs. Saint Louis, 3-17-94

3-Point Field Goal Pct.

Series High-.410 in 1988 (16 of 39, 2 games)
Series Low-.262 in 1995 (11 of 42, 3 games)
Single Game High-.800 vs. Massachusetts (8 of 10), 3-19-94
Single Game Low-.000 vs. Texas (0 of 5), 3-18-95

Free Throws Made

Series High-97 in 2001 (5 games)
Single Game High-30 vs. West Virginia, 3-17-84
Single Game Low-4 vs. Indiana, 3-14-81

Free Throws Attempted

Series High-134 in 2001 (5 games)
Single Game High-42 vs. Boston College, 3-11-58
Single Game Low-6 vs. Indiana, 3-14-81

Free Throw Pct.

Series High-.824 in 1985 (28 of 34, 3 games)
Series Low-.588 in 1983 (20 of 34, 2 games); in 1980 (20 of 34, 2 games)
Single Game High-.917 vs. Miami-OH (11 of 12), 3-15-85
Single Game Low-.455 vs. Santa Clara (10 of 22), 3-15-96

Rebounds

Series High-205 in 2001 (5 games)
Single Game High-54 vs. Boston College, 3-11-58
Single Game Low-23 vs. Kentucky, 3-20-88; vs. Navy, 3-17-85; vs. Houston, 3-19-83

Rebounding Average

Series High-48.3 in 1995 (145 in 3 games)
Series Low-25.0 in 1988 (50 in 2 games)

Fouls

Series High-108 in 2001 (5 games)
Single Game High-31 vs. Santa Clara, 3-15-96
Single Game Low-11 vs. Illinois, 3-14-98

Assists

Series High-72 in 2001 (5 games)
Single Game High-23 vs. Utah State, 3-12-98
Single Game Low-7 vs. Houston, 3-19-83

Blocked Shots

Series High-19 in 2001 (5 games)
Single Game High-8 vs. Miami-OH, 3-15-85
Single Game Low-0 vs. several opponents

Steals

Series High-37 in 2001 (5 games)
Single Game High-13 vs. Santa Clara, 3-15-96
Single Game Low-1 vs. Houston, 3-19-83; vs. Notre Dame, 3-20-75

Opponent Team Records

Points

Series High-374 in 2001 (5 games)
Single Game High-105 by UCLA, 3-18-00
Single Game Low-46 by Villanova, 3-22-85

Scoring Average

Series High-89.0 in 1973 (178 in 2 games)
Series Low-55.5 in 1983 (111 in 2 games)

Field Goals Made

Series High-121 in 2001 (5 games)
Single Game High-43 by Providence, 3-17-83
Single Game Low-17 by Villanova, 3-22-85; by Boston College, 3-11-58

Field Goals Attempted

Series High-306 in 2001 (5 games)
Single Game High-74 by Connecticut, 3-23-95
Single Game Low-39 by Houston, 3-19-83

Field Goal Pct.

Series High-.570 in 1973 (77 of 135, 2 games)
Series Low-.343 in 1958 (68 of 198, 3 games)
Single Game High-.651 by Indiana (41 of 63), 3-14-81
Single Game Low-.243 by Boston College (17 of 70), 3-11-58

3-Point Field Goals Made

Series High-34 in 2001 (5 games)
Single Game High-14 by UCLA, 3-18-00
Single Game Low-3 by Utah State, 3-12-98; by Texas, 3-18-95; by Massachusetts, 3-19-94

3-Point Field Goals Attempted

Series High-116 in 2001 (5 games)
Single Game High-32 by Creighton, 3-13-99
Single Game Low-9 by Kentucky, 3-20-88

3-Point Field Goal Pct.

Series High-.517 in 1988 (15 of 29, 2 games)
Series Low-.250 in 1995 (15 of 60, 3 games)
Single Game High-.560 by UCLA (14 of 25), 3-18-00
Single Game Low-.143 by Texas (3 of 21), 3-18-95

Free Throws Made

Series High-98 in 2001 (5 games)
Single Game High-34 by Santa Clara, 3-15-96
Single Game Low-4 by Illinois, 3-14-98

Free Throws Attempted

Series High-137 in 2001 (5 games)
Single Game High-41 by Santa Clara, 3-15-96
Single Game Low-6 by Illinois, 3-14-98

Free Throw Pct.

Series High-.903 in 1981 (28 of 31, 2 games)
Series Low-.463 in 1983 (19 of 41, 2 games)
Single Game High-1.000 by UT-Chattanooga (11 of 11), 3-12-81
Single Game Low-.333 by Temple (7 of 21), 3-14-58

Rebounds

Series High-174 in 2001 (5 games)
Single Game High-46 by Temple, 3-14-58
Single Game Low-23 by Saint Louis, 3-17-94; by Syracuse, 3-15-73

Rebounding Average

Series High-43.0 in 1958 (129 in 3 games)
Series Low-29.0 in 1984 (58 in 2 games)

Fouls

Series High-116 in 2001 (5 games)
Single Game High-28 by Georgetown, 3-22-01
Single Game Low-9 by Indiana, 3-14-81

Assists

Series High-57 in 2001 (5 games)
Single Game High-28 by UCLA, 3-18-00
Single Game Low-5 by Texas, 3-18-95

Blocked Shots

Series High-23 in 2001 (5 games)
Single Game High-8 by St. John's, 3-18-99; by Arizona, 3-19-98
Single Game Low-0 by several opponents

Steals

Series High-34 in 2001 (5 games)
Single Game High-14 by Creighton, 3-13-99
Single Game Low-0 by Notre Dame, 3-20-75

TERP NOTE: Byron Mouton's 9-for-9 free throw shooting in last year's first round win over George Mason was a Maryland single-game record for an NCAA Tournament game.





EIGHT CONSECUTIVE NCAA TOURNAMENTS • 2001 FINAL FOUR

NCAA TOURNAMENT MISCELLANY

All-Time Roster In NCAA Tournament Games

Every Terropin player to have appeared in an NCAA Tournament game since 1958 (G-GS; Years).

- A**
 Jeff Adkins (7-7; 83, 84, 85)
 Rudy Archer (2-2; 88)
- B**
 Earl Badu (1-0; 00)
 Taylor Baldwin (3-0; 80, 81)
 Jeff Baxter (9-2; 83, 84, 85, 86)
 Lonny Baxter (10-10; 99, 00, 01)
 Jerry Bechtle (2-0; 58)
 Len Bias (9-9; 83, 84, 85, 86)
 Steve Blake (7-7; 00, 01)
 Bob Bodel (2-2; 73)
 Keith Booth (8-8; 94, 95, 96, 97)
 Nick Bosnic (3-0; 94)
 John Boyle (1-0; 75)
 Adrian Branch (7-7; 83, 84, 85)
 Wayne Bristol (6-0; 94, 95)
 Darrell Brown (2-0; 73)
 Owen Brown (5-3; 73, 75)
 Al Bunge (3-3; 58)
- C**
 LaRon Cephas (5-0; 98, 99, 00)
 Ben Coleman (4-4; 83, 84)

- D**
 Gene Danko (3-0; 58)
 Brad Davis (3-3; 75)
 Nick Davis (3-3; 58)
 Dave Dickerson (3-0; 86, 88)
 Juan Dixon (10-7; 99, 00, 01)
 Chuck Driesell (1-0; 84)
- E**
 Obinna Ekezie (5-5; 96, 97, 98)
 Rodney Elliott (7-4; 95, 96, 97, 98)
 Len Elmore (2-2; 73)

- F**
 Ed Farmer (2-1; 83)
 Norman Fields (3-0; 96, 99)
 Mark Fothergill (4-1; 83-84)
 Steve Francis (3-3; 99)

- G**
 Keith Gatlin (9-7; 84, 85, 86, 88)
 Ernest Graham (4-4; 80, 81)

- H**
 Billy Hahn (4-0; 73, 75)
 Matt Hahn (2-0; 99, 00)
 Jim Halleck (3-0; 58)
 Exree Hipp (7-7; 94, 95, 96)
 Pete Holbert (1-0; 84)
 Tahji Holden (7-1; 00, 01)
 Steve Hood (2-0; 88)
 Maurice Howard (5-0; 73, 75)

- J**
 Reggie Jackson (4-4; 80, 81)
 Sarunas Jasikevicius (7-3; 95, 96, 97, 98)
 John Johnson (1-0; 86)
 Tom Jones (5-0; 85, 86)
 Donny Judd (3-0; 94, 95)

- K**
 Albert King (4-4; 80, 81)
 Matt Kovarik (9-0; 94, 95, 97, 98)
 Pete Krukar (1-0; 58)

- L**
 Derrick Lewis (7-7; 85, 86, 88)
 Terry Long (7-2; 84, 85, 86)
 John Lucas (5-5; 73, 75)
 Mario Lucas (7-0; 94, 95, 96)

- M**
 Greg Manning (4-4; 80, 81)
 Mike Mardesich (13-0; 98, 99, 00, 01)
 Tony Massenburg (2-2; 88)
 Calvin McCall (2-0; 00)
 Teyon McCoy (2-0; 88)
 Tom McMillen (2-2; 73)
 Charles McNeill (3-3; 58)
 Danny Miller (9-1; 99, 00, 01)
 Perry Moore (2-0; 58)
 Dutch Morley (4-0; 80, 81)
 Terence Morris (13-10; 98, 99, 00, 01)
 Byron Mouton (5-0; 01)
 Bill Murphy (2-0; 58)

- N**
 John Nacincik (3-3; 58)
 John Newsome (1-0; 75)
 Drew Nicholas (7-0; 00, 01)

- O**
 Jim O'Brien (2-2; 73)

- P**
 Chris Patton (3-0; 75)
 Charles Pittman (2-0; 81)
 Rich Porac (1-0; 73)
 Laron Profit (8-7; 96, 97, 98, 99)

- R**
 Matt Raydo (4-0; 94, 95, 96)
 Johnny Rhodes (7-7; 94, 95, 96)
 Steve Rivers (4-0; 81, 83)
 Tom Roy (5-3; 73, 75)

- S**
 Steve Sheppard (3-3; 75)
 Kurtis Shultz (3-0; 94, 95)
 Duane Simpkins (7-7; 94, 95, 96)
 Joe Smith (6-6; 94, 95)
 Terrell Stokes (8-7; 96, 97, 98, 99)

- V**
 Herman Veal (2-2; 84)

- W**
 Rodney Walker (1-0; 88)
 Brian Watkins (2-0; 99)
 Julian Weingarten (1-0; 58)
 Howard White (2-0; 73)
 Chris Wilcox (5-0; 01)
 Brian Williams (2-2; 88)
 Buck Williams (4-4; 80, 81)

- Y**
 Tom Young (3-3; 58)

Players On NCAA All-Tournament Teams



Lonny Baxter


2001- West Region
 Most Outstanding Player



Adrian Branch

2001- West Region

1985- Southeast Region




John Lucas

1975- Midwest Region



Jim McNeill

1973- East Region



Nick Davis

1958- East Region


NCAA Tournament Starting Lineups

Year	Lineup
1958	F Charles McNeill, F John Nacincik, C Al Bunge, G Nick Davis, G Tom Young
1973	F Jim O'Brien, F Len Elmore, C Tom McMillen, G John Lucas, G Bob Bodel
1975	F Steve Sheppard, F Owen Brown, C Tom Roy, G John Lucas, G Brad Davis
1980	F Albert King, F Ernest Graham, C Buck Williams, G Reggie Jackson, G Greg Manning
1981	F Albert King, F Ernest Graham, C Buck Williams, G Reggie Jackson, G Greg Manning
1983	F Len Bias, F Ed Farmer, F Mark Fothergill, C Ben Coleman, G/F Adrian Branch, G Jeff Adkins
1984	F Len Bias, F Herman Veal, C Ben Coleman, G/F Adrian Branch, G Jeff Adkins
1985	F Len Bias, G/F Adrian Branch, F/C Derrick Lewis, G Keith Gatlin, G Jeff Adkins
1986	F Len Bias, F/C Derrick Lewis, C Terry Long, G Keith Gatlin, G Jeff Baxter
1988	F Tony Massenburg, F Derrick Lewis, C Brian Williams, G Keith Gatlin, G Rudy Archer
1994	F Exree Hipp, F/G Keith Booth, F/C Joe Smith, G Duane Simpkins, G Johnny Rhodes
1995	F Exree Hipp, F/G Keith Booth, F/C Joe Smith, G Duane Simpkins, G Johnny Rhodes
1996	F Exree Hipp, F/G Keith Booth, C Obinna Ekezie, G Duane Simpkins, G Johnny Rhodes
1997	F Laron Profit, F Rodney Elliott, C Obinna Ekezie, G Terrell Stokes, G Keith Booth
1998	F Laron Profit, F Rodney Elliott, C Obinna Ekezie, G Terrell Stokes, G Sarunas Jasikevicius
1999	F Laron Profit, F Terence Morris, C Lonny Baxter, G Terrell Stokes, G Steve Francis
2000	F Danny Miller, F Tahji Holden, F Terence Morris, C Lonny Baxter, G Juan Dixon, G Steve Blake
2001	F Byron Mouton, F Terence Morris, C Lonny Baxter, G Juan Dixon, G Steve Blake

TERP NOTE: Ninety-four (94) different Maryland players have appeared in NCAA Tournament action since the Terps' first bid in 1958.

HONORS AND HISTORY

EIGHT CONSECUTIVE NCAA TOURNAMENTS • 2001 FINAL FOUR



Tom Izzo was named the Most Valuable Player of the 1997 NCAA Tournament.

IN THIS SECTION

Teams of Tradition	154
All-Americans	160
Award Winners	164
All-Time Roster	166
Career Statistics Since 1953-54	168
Terps in the NBA	171
Terps in the NBA Draft	174



EIGHT CONSECUTIVE NCAA TOURNAMENTS • 2001 FINAL FOUR

Teams of Tradition

1957-58

Record: 22-7 H: 10-1 A: 6-4 N: 6-2
ACC: 9-5, 4th place, ACC Tournament champion
Postseason: NCAA East Region 3rd place
Rankings: AP No. 6, UPI No. 6



Team Roster

No.	Name	Yr.	Pos.	Ht.	Wt.	Hometown
22	Bill Murphy	Jr.	F	6-3	180	Pittsburgh, Pa.
25	Gene Danko	Jr.	G	6-2	180	McKeesport, Pa.
30	Tom Young	Sr.	G	6-1	170	Natrona Heights, Pa.
32	Nick Davis	Sr.	F	6-2	185	Rankin, Pa.
33	John Nacincik	Sr.	F	6-3	175	Brooklyn, N.Y.
34	Pete Krukac	So.	G	6-1	175	Ford City, Pa.
35	Jerry Bechtie	So.	F	6-2	195	Elizabeth, N.J.
40	Julian "Doc" Weingarten	Jr.	F	6-4	190	Washington, D.C.
43	Bob McDonald	So.	F-C	6-7	190	Lansdowne, Pa.
44	Jim Halleck	Jr.	F	6-0	195	Elizabeth, N.J.
45	Perry Moore	Sr.	C	6-4	205	Belpre, Ohio
50	Charles McNeil	So.	C-F	6-8	210	Penngrove, N.J.
53	Jerry Shanahan	So.	F	6-2	190	Pittsburgh, Pa.
54	Al Bunge	So.	C	6-9	215	Palmyra, N.J.

Head Coach: H.A. "Bud" Millikan **Assistant Coaches:** Bob Ladd

Season Statistics

Name	GP	FG%	FT%	Reb.-Avg.	Asst.	Pts.-Avg
Charles McNeil	29	.442	.762	202-6.9	—	401-13.8
Nick Davis	29	.463	.761	75-2.6	—	372-12.8
Al Bunge	29	.402	.542	265-9.1	—	297-10.2
John Nacincik	28	.360	.735	151-5.4	—	246-8.9
Tom Young	23	.388	.740	120-5.2	—	224-9.8
Gene Danko	28	.407	.762	48-1.7	—	122-4.4
Jim Halleck	23	.457	.672	64-2.8	—	85-3.7
Jerry Bechtie	26	.416	.429	47-1.8	—	82-3.2
Julian "Doc" Weingarten	19	.517	.775	38-2.0	—	61-3.2
Bill Murphy	20	.312	.774	43-2.2	—	54-2.7
Jerry Shanahan	16	.706	.575	11-7	—	39-2.6
Pete Krukac	19	.400	.900	9-5	—	17-0.9
Perry Moore	24	.136	.636	31-1.3	—	13-0.5
Maryland Totals	29	.416	.688	1175-40.5	—	2004-69.1
Opponent Totals	29	.352	.676	1031-35.6	—	1671-57.6

ACC Tournament

Quarterfinals – defeated Virginia, 70-66
Semifinals – defeated Duke, 71-65 (OT)
Championship – defeated North Carolina, 86-74

NCAA Tournament

East Region First Round – defeated Boston College, 86-63
East Region Semifinal – lost to Temple, 71-67
East Region Consolation – defeated Manhattan, 59-55

1972-73

Record: 23-7 H: 13-1 A: 7-4 N: 3-2
ACC: 7-5, 3rd place, ACC Tournament finalist
Postseason: NCAA Elite Eight
Rankings: AP No. 8, UPI No. 10



Team Roster

No.	Name	Yr.	Pos.	Ht.	Wt.	Hometown
10	Rich Porac	Jr.	G	6-0	178	Monroeville, Pa.
13	Howard White	Sr.	G	6-0	160	Hampton, Va.
14	Donald White	So.	G	6-4	179	Pittsburgh, Pa.
15	John Lucas	Fr.	G	6-4	175	Durham, N.C.
21	Billy Hahn	So.	G	5-10	155	Mishawaka, Ind.
22	Jap Trimble	Jr.	G	6-3	181	New York, N.Y.
23	Varick Cutler	So.	F	6-7	205	North Tanawanda, N.Y.
24	Maurice Howard	Fr.	G	6-2	170	Philadelphia, Pa.
33	Darrell Brown	Sr.	F	6-6	225	Pittsburgh, Pa.
35	Bob Bodell	Sr.	G	6-4	180	Frankfort, Ky.
41	Len Elmore	Jr.	F-C	6-9	232	Springfield Gardens, N.Y.
42	Owen Brown	So.	F-C	6-9	205	La Grange, Ill.
44	Jim O'Brien	Sr.	F	6-8	202	Falls Church, Va.
45	Tom Roy	So.	C	6-9	210	South Windsor, Conn.
54	Tom McMillen	Jr.	C	6-11	213	Mansfield, Pa.

Head Coach: Charles "Lefty" Driesell
Assistant Coaches: Jim Moloney, Joe Harrington, Tim Autry

Season Statistics

Name	GP	FG%	FT%	Reb.-Avg.	Asst.	Pts.-Avg
Tom McMillen	29	.585	.800	284-9.8	28	616-21.2
Jim O'Brien	30	.555	.844	144-4.8	67	498-16.6
John Lucas	30	.538	.703	83-2.8	178	425-14.2
Len Elmore	26	.469	.607	290-11.2	35	261-10.0
Bob Bodell	30	.503	.820	80-2.6	121	238-7.9
Darrell Brown	27	.508	.684	77-2.9	44	147-5.4
Tom Roy	29	.517	.529	113-3.9	8	128-4.4
Owen Brown	30	.419	.643	72-2.4	17	122-4.1
Maurice Howard	29	.404	.579	19-1.5	25	81-2.8
Rich Porac	24	.483	.529	7-2.9	23	37-1.5
Howard White	19	.405	.750	14-7	7	36-2.0
Don White	14	.455	.500	5-4	1	12-0.9
Billy Hahn	16	.714	.000	0-0	1	10-0.6
Maryland Totals	30	.520	.718	1367-45.4	557	2613-87.1
Opponent Totals	30	.468	.686	1043-34.8	363	2226-74.2

ACC Tournament

Quarterfinals – defeated Clemson, 77-61
Semifinals – defeated Wake Forest, 73-65
Championship – lost to NC State, 76-74

NCAA Tournament

East Region First Round – bye
East Region Semifinal – defeated Syracuse, 91-75
East Region Final – lost to Providence, 103-89

1974-75

Record: 23-7 H: 13-1 A: 7-4 N: 3-2
ACC: 10-2, 1st place, ACC Regular Season champion
Postseason: NCAA Elite Eight
Rankings: AP No. 5, UPI No. 5



Team Roster

No.	Name	Yr.	Pos.	Ht.	Wt.	Hometown
5	John Boyle	Jr.	F	6-7	210	Hyattsville, Md.
10	Steve Sheppard	So.	F	6-6	210	New York, N.Y.
12	Mike Braesehar	Fr.	G	6-1	170	Hagerstown, Md.
13	James Jones	Jr.	G	6-4	205	Seat Pleasant, Md.
15	John Lucas	Jr.	G	6-4	170	Durham, N.C.
20	John Newsome	Fr.	F	6-6	195	Norfolk, Va.
21	Billy Hahn	Sr.	G	5-11	150	Mishawaka, Ind.
22	Mike Cherry	Fr.	F	6-5	190	Elm City, N.C.
24	Maurice Howard	Jr.	G	6-3	170	Philadelphia, Pa.
30	Brad Davis	Fr.	G	6-3	180	Monaca, Pa.
42	Owen Brown	Sr.	F-C	6-8	205	LaGrange, Ill.
44	Chris Patton	Fr.	C	6-9	210	Bessemer, Ala.
45	Tom Roy	Sr.	C	6-9	210	South Windsor, Conn.

Head Coach: Charles "Lefty" Driesell
Assistant Coaches: Joe Harrington, Dave Pritchett, Howard White

Season Statistics

Name	GP	FG%	FT%	Reb.-Avg.	Asst.	Pts.-Avg
John Lucas	24	.549	.836	100-4.2	91	469-19.5
Owen Brown	29	.513	.829	206-7.8	31	431-14.9
Steve Sheppard	29	.519	.712	217-7.5	25	416-14.3
Maurice Howard	29	.565	.727	77-2.7	65	388-13.4
Brad Davis	29	.580	.820	95-3.3	134	364-12.6
Tom Roy	29	.606	.686	321-11.1	30	320-11.0
Chris Patton	19	.531	.733	54-2.8	3	90-4.7
John Newsome	23	.487	.778	49-2.1	3	59-2.6
Billy Hahn	22	.561	.546	15-7	30	58-2.6
John Boyle	18	.333	.400	13-7	0	8-0.4
Maryland Totals	29	.547	.757	1261-43.5	413	2607-89.9
Opponent Totals	29	.441	.694	999-34.5	355	2163-74.6


ACC Tournament

Quarterfinals – lost to NC State, 87-85

NCAA Tournament

Midwest Region First Round – defeated Creighton, 83-79
Midwest Region Semifinal – defeated Notre Dame, 83-71
Midwest Region Final – lost to Louisville, 96-82

TRAPNOTE: Len Elmore, John Lucas and Tom McMillen led a 1973 Maryland team into the NCAA Tournament event, though it fell to NC State in the ACC Tournament championship game.



EIGHT CONSECUTIVE NCAA TOURNAMENTS • 2001 FINAL FOUR

Teams of Tradition

1979-80

Record: 24-7 H: 16-0 A: 4-4 N: 4-3
ACC: 11-3, ACC Regular Season champion
Postseason: NCAA Sweet Sixteen
Rankings: AP No. 8, UPI No. 8



Team Roster

No.	Name	Yr.	Pos.	Ht.	Wt.	Hometown
10	Greg Manning	Jr.	G	6-1	170	Highspire, Pa.
15	Reggie Jackson	So.	G	6-4	210	Philadelphia, Pa.
21	Greg "Dutch" Morley	So.	G	6-2	170	Hyattsville, Md.
22	Mark Fothergill	Fr.	F	6-9	220	Somerset, Ky.
23	David Henderson	Jr.	C	6-9	215	Roanoke, Va.
25	Ernest Graham	Jr.	F	6-7	215	Baltimore, Md.
41	Jon Robinson	Fr.	G	6-4	184	Gastonia, N.C.
42	Herman Veal	Fr.	F	6-6	200	Jackson, Miss.
50	John Bilney	Sr.	C-F	6-8	220	Woodcliff Lake, N.J.
52	Charles "Buck" Williams	So.	C-F	6-8	215	Rocky Mount, N.C.
54	Taylor Baldwin	So.	C	6-10	225	Greenwich, Conn.
55	Albert King	Jr.	F	6-6	190	Brooklyn, N.Y.

Head Coach: Charles "Lefty" Driesell
Assistant Coaches: Tom Abatemarco, John Kockan, Sherman Dillard

Season Statistics

Name	GP	FG%	FT%	Reb.	Ass.	Pts.	Avg
Albert King	31-31	.553	.821	207-6.7	86	674	21.7
Ernest Graham	31-30	.501	.658	230-7.4	136	483	15.6
Greg Manning	30-29	.643	.908	47-1.6	65	471	15.7
Buck Williams	24-23	.606	.664	242-10.1	27	371	15.5
Reggie Jackson	31-20	.429	.611	65-2.1	88	158	5.1
Taylor Baldwin	31-8	.657	.652	82-2.7	11	122	3.9
Dutch Morley	31-14	.453	.792	51-1.7	124	96	3.1
Mark Fothergill	15-0	.518	.538	20-1.3	1	35	2.3
Jon Robinson	14-0	.333	.750	2-0.1	15	31	2.2
John Bilney	14-1	.450	.462	38-2.7	2	24	1.7
David Henderson	16-0	.600	.500	18-1.1	3	16	1.0

Maryland Totals	31	.551	.724	1089	35.1	558	2481	80.0
Opponent Totals	31	.474	.700	1000	32.3	476	2226	71.8

ACC Tournament

Quarterfinals - defeated Georgia Tech, 51-49 (OT)
Semifinals - defeated Clemson, 91-85
Finals - lost to Duke, 73-72

NCAA Tournament

East Region First Round - bye
East Region Second Round - defeated Tennessee, 86-75
East Region Semifinal - lost to Georgetown, 74-68

1980-81

Record: 21-10 H: 12-3 A: 5-5 N: 4-2
ACC: 8-6, 4th place, ACC Tournament finalist
Postseason: NCAA Second Round
Rankings: AP No. 18, UPI No. 11



Team Roster

No.	Name	Yr.	Pos.	Ht.	Wt.	Hometown
10	Greg Manning	Sr.	G	6-1	173	Highspire, Pa.
14	Steve Rivers	Fr.	G	6-3	170	Brockville, N.Y.
15	Reggie Jackson	Jr.	G	6-4	210	Philadelphia, Pa.
21	Greg "Dutch" Morley	Jr.	G	6-2	170	Hyattsville, Md.
22	Mark Fothergill	So.	F	6-9	220	Somerset, Ky.
25	Ernest Graham	Sr.	G-F	6-7	207	Baltimore, Md.
32	Charles Pittman	Jr.	F	6-8	215	Rocky Mount, N.C.
33	Pete Holbert	Fr.	F	6-6	190	Fairfax, Va.
41	Jon Robinson	So.	G	6-4	185	Gastonia, N.C.
42	Herman Veal	Fr.	F	6-6	200	Jackson, Miss.
52	Charles "Buck" Williams	Jr.	C-F	6-8	215	Rocky Mount, N.C.
54	Taylor Baldwin	Jr.	C	6-10	219	Greenwich, Conn.
55	Albert King	Sr.	F	6-6	190	Brooklyn, N.Y.

Head Coach: Charles "Lefty" Driesell
Assistant Coaches: Tom Abatemarco, John Kockan, Sherman Dillard

Season Statistics

Name	GP	FG%	FT%	Reb.	Ass.	Pts.	Avg
Albert King	31-31	.502	.812	177-5.7	92	559	18.0
Buck Williams	31-31	.647	.637	363-11.7	31	482	15.6
Ernest Graham	31-31	.514	.727	176-5.7	120	448	14.5
Greg Manning	31-31	.558	.821	41-1.3	85	422	13.6
Charles Pittman	31-2	.670	.640	115-3.7	13	158	5.1
Reggie Jackson	31-23	.353	.750	45-1.5	60	93	3.0
Dutch Morley	30-7	.548	.790	40-1.3	84	61	2.0
Steve Rivers	24-0	.404	.917	10-0.4	19	53	2.2
Herman Veal	16-0	.353	.591	31-1.9	4	25	1.6
Pete Holbert	12-0	.240	.667	15-1.3	1	22	1.8
Jon Robinson	9-0	.529	.167	7-0.8	3	19	2.1
Taylor Baldwin	9-0	.667	.750	11-1.2	1	11	1.6

Maryland Totals	31	.532	.720	1095	35.3	503	2353	75.9
Opponent Totals	31	.473	.698	954	30.8	454	2164	69.8

ACC Tournament

Quarterfinals - defeated Duke, 56-53
Semifinals - defeated Virginia, 85-62
Finals - lost to North Carolina, 61-60

NCAA Tournament

Midwest Region First Round - defeated Tenn. Chattanooga, 81-69
Midwest Region Second Round - lost to Indiana, 99-64

1982-83

Record: 20-10 H: 14-3 A: 5-4 N: 1-3
ACC: 8-6, 3rd place (tie)
Postseason: NCAA Second Round
Rankings: None



Team Roster

No.	Name	Yr.	Pos.	Ht.	Wt.	Hometown
10	Jeff Adkins	So.	G	6-5	185	Martinsville, Va.
11	Chuck Driesell	So.	G	6-2	170	Silver Spring, Md.
12	Jeff Baxter	Fr.	G	6-1	165	Washington, D.C.
14	Steve Rivers	Jr.	G	6-3	175	Uniondale, N.Y.
20	Ed Farmer	Fr.	F	6-8	210	Wilson, N.C.
22	Mark Fothergill	Jr.	F	6-9	220	Somerset, Ky.
24	Adrian Branch	So.	F	6-8	185	Largo, Md.
31	Bryan Palmer	Fr.	F	6-10	205	Susquehannock, Md.
33	Pete Holbert	Jr.	F-G	6-6	190	Annapole, Va.
34	Len Bias	Fr.	F	6-8	195	Landover, Md.
42	Herman Veal	Jr.	F	6-6	220	Jackson, Miss.
52	Greg Stevens	Fr.	C	7-2	260	Stow, Ohio
54	Ben Coleman	Jr.	C-F	6-9	220	Minneapolis, Minn.

Head Coach: Charles "Lefty" Driesell
Assistant Coaches: John Kockan, Sherman Dillard, Mel Cartwright

Season Statistics

Name	GP	FG%	FT%	Reb.	Ass.	Pts.	Avg
Adrian Branch	29-29	.469	.715	150-5.2	95	541	18.7
Ben Coleman	30-30	.571	.652	242-8.1	32	454	15.1
Jeff Adkins	30-30	.468	.648	80-2.7	121	297	9.9
Len Bias	30-13	.478	.636	125-4.2	22	214	7.1
Mark Fothergill	30-23	.557	.758	112-3.7	19	187	6.2
Herman Veal	26-19	.479	.762	179-6.9	18	176	6.8
Steve Rivers	25-5	.556	.313	21-0.8	22	137	5.5
Jeff Baxter	30-0	.417	.794	20-0.7	33	103	3.4
Ed Farmer	20-1	.408	.636	44-2.2	3	54	2.7
Pete Holbert	20-0	.222	.826	11-0.6	4	33	1.7
Chuck Driesell	17-0	.333	.517	5-0.3	5	21	1.3
Bryan Palmer	12-0	.000	.250	15-1.3	1	2	0.2

Maryland Totals	30	.490	.685	1098	36.6	375	2222	74.1
Opponent Totals	30	.453	.670	1022	34.1	385	2141	71.4

ACC Tournament

Quarterfinals - lost to Georgia Tech, 64-58 (OT)

NCAA Tournament

Midwest Region First Round - defeated Tenn.-Chattanooga, 52-51
Midwest Region Second Round - lost to Houston, 60-50

TERCNOTE: The Terps of 1980 were led by Greg Manning, Albert King, Buck Williams and Ernest Graham. Maryland won the ACC regular season championship and advanced to the NCAA Sweet Sixteen.





EIGHT CONSECUTIVE NCAA TOURNAMENTS • 2001 FINAL FOUR

Teams of Tradition

1983-84

Record: 24-8 H: 13-2 A: 6-4 N: 5-2
ACC: 9-5, 2nd place, ACC Tournament champion
Postseason: NCAA Sweet Sixteen
Rankings: AP No. 11, UPI No. 10



Team Roster

No.	Name	Yr.	Pos.	Ht.	Wt.	Hometown
3	Keith Gatlin	Jr.	G	6-5	165	Grimesland, N.C.
10	Jeff Adkins	Jr.	G	6-5	185	Martinsville, Va.
11	Charles "Chuck" Driesell Jr.	G	6-2	170	Silver Spring, Md.	
12	Jeff Baxter	So.	G	6-1	165	Washington, D.C.
14	Steve Rivers	Sr.	G	6-3	170	Uniondale, N.Y.
22	Mark Fothergill	Jr.	F	6-9	220	Somerset, Ky.
24	Adrian Branch	Sr.	F	6-8	185	Largo, Md.
31	Bryan Palmer	So.	C	6-10	205	Glen Rock, Pa.
32	Terry Long	Fr.	F	6-8	240	Glen Allen, Va.
33	Pete Holbert	Sr.	F	6-6	190	Fairfax, Va.
34	Len Bias	So.	F	6-8	195	Landover, Md.
42	Herman Veal	Sr.	F	6-6	200	Jackson, Miss.
54	Ben Coleman	Sr.	C	6-9	220	Minneapolis, Minn.

Head Coach: Charles "Lefty" Driesell
Assistant Coaches: Sherman Dillard, Mel Cartwright, Ron Bradley

Season Statistics

Name	GP	FG%	FT%	Reb.-Avg.	Asst.	Pts.-Avg
Ben Coleman	32-32	.608	.715	269-8.4	53	491-15.3
Len Bias	32-31	.567	.767	145-4.5	48	488-15.2
Adrian Branch	28-25	.479	.752	89-3.1	75	363-13.0
Jeff Adkins	32-31	.538	.673	86-2.7	119	304-9.4
Herman Veal	32-28	.554	.733	213-6.7	57	268-8.4
Keith Gatlin	32-9	.487	.761	52-1.6	148	198-6.2
Mark Fothergill	32-3	.535	.846	64-2.0	12	109-3.4
Terry Long	27-0	.542	.515	52-1.9	10	55-2.0
Jeff Baxter	21-0	.393	.733	8-0.4	46	48-2.3
Chuck Driesell	15-0	.462	.526	8-0.4	5	34-2.3
Pete Holbert	14-0	.421	.833	13-0.9	4	21-1.5
Steve Rivers	6-0	.429	1.000	1-0.2	1	12-2.0
Maryland Totals	32	.539	.725	1078-33.7	548	2391-74.7
Opponent Totals	32	.462	.694	996-31.1	465	2151-67.2

ACC Tournament

Quarterfinals – defeated N.C. State, 69-63
Semifinals – defeated Wake Forest, 66-64
Finals – defeated Duke, 74-62

NCAA Tournament

Midwest Region First Round – bye
Midwest Region Second Round – defeated West Virginia, 102-77
Midwest Region Semifinal – lost to Illinois, 72-70

1984-85

Record: 25-12 H: 14-2 A: 7-6 N: 4-4
ACC: 8-6, 4th place (tie)
Postseason: NCAA Sweet Sixteen
Rankings: None



Team Roster

No.	Name	Yr.	Pos.	Ht.	Wt.	Hometown
3	Keith Gatlin	So.	G	6-5	165	Grimesland, N.C.
10	Jeff Adkins	Sr.	G	6-5	185	Martinsville, Va.
11	Charles "Chuck" Driesell Sr.	G	6-2	170	Silver Spring, Md.	
12	Jeff Baxter	Jr.	G	6-1	165	Washington, D.C.
22	Walter Lancaster	Fr.	G	6-4	180	Langham, Md.
24	Adrian Branch	Sr.	G-F	6-8	185	Largo, Md.
31	Bryan Palmer	So.	C	6-10	205	Glen Rock, Pa.
32	Terry Long	So.	C-F	6-8	240	Glen Allen, Va.
33	Derrick Lewis	Fr.	F	6-7	195	Temple Hills, Md.
34	Len Bias	Jr.	F	6-8	195	Landover, Md.
41	Tom Jones	Jr.	F	6-6	205	Oak Hill, W. Va.
50	Ed Woods	Fr.	F	6-7	210	Rockville, Md.

Head Coach: Charles "Lefty" Driesell
Assistant Coaches: Sherman Dillard, Mel Cartwright, Ron Bradley

Season Statistics

Name	GP	FG%	FT%	Reb.-Avg.	Asst.	Pts.-Avg
Len Bias	37-37	.530	.777	251-6.8	65	701-19.0
Adrian Branch	37-37	.510	.762	182-4.9	81	671-18.1
Keith Gatlin	37-35	.514	.862	70-1.8	221	306-8.3
Tom Jones	37-20	.507	.741	155-4.2	37	264-7.1
Derrick Lewis	37-34	.466	.625	241-5.5	33	221-6.0
Jeff Adkins	37-14	.456	.711	78-4.1	68	193-5.2
Jeff Baxter	35-0	.500	.697	26-0.7	46	97-2.8
Terry Long	37-8	.508	.613	69-1.9	14	85-2.3
Chuck Driesell	14-2	.333	.727	8-0.6	3	38-2.7
Bryan Palmer	12-0	.167	.846	10-0.8	4	13-1.1
Walter Lancaster	7-0	.500	.000	1-0.1	3	10-1.4
Ed Woods	5-0	.000	.429	3-0.4	0	3-0.6
Maryland Totals	37	.503	.743	1184-32	575	2602-70.3
Opponent Totals	37	.459	.691	1222-33	510	2404-65.0

ACC Tournament

Quarterfinals – lost to Duke, 66-73

NCAA Tournament

Southeast Region First Round – defeated Miami-Ohio, 69-68 (OT)
Southeast Region Second Round – defeated Navy, 64-59
Southeast Region Semifinal – lost to Villanova, 46-43

1985-86

Record: 19-14 H: 10-5 A: 6-7 N: 3-2
ACC: 6-8, 6th place
Postseason: NCAA Second Round
Rankings: None



Team Roster

No.	Name	Yr.	Pos.	Ht.	Wt.	Hometown
3	Keith Gatlin	Jr.	G	6-5	165	Grimesland, N.C.
12	Jeff Baxter	Sr.	G	6-1	165	Washington, D.C.
21	John Johnson	Fr.	G	6-4	170	Knoxville, Tenn.
23	Dave Dickerson	Fr.	F	6-6	200	Olar, S.C.
25	Tony Massenburg	Fr.	F	6-8	215	Sussex, Va.
31	Bryan Palmer	Jr.	C	6-10	205	Glen Rock, Pa.
32	Terry Long	Jr.	C-F	6-8	240	Glen Allen, Va.
33	Derrick Lewis	So.	F	6-7	195	Temple Hills, Md.
34	Len Bias	Sr.	F	6-8	195	Landover, Md.
40	David Gregg	Fr.	F	6-9	190	Hyattsville, Md.
41	Tom Jones	Sr.	F	6-6	205	Oak Hill, W. Va.
50	Phil Nevin	Fr.	C	6-11	250	Vandergrift, Pa.
54	Christoph Weisheit	Fr.	C	7-2	210	Cologne, W. Germany

Head Coach: Charles "Lefty" Driesell
Assistant Coaches: Ron Bradley, Oliver Purnell, Bart Bellairs

Season Statistics

Name	GP	FG%	FT%	Reb.-Avg.	Asst.	Pts.-Avg
Len Bias	32-32	.544	.864	224-7.0	33	743-23.2
Keith Gatlin	32-30	.475	.784	86-2.7	204	326-10.2
Jeff Baxter	32-30	.478	.703	62-1.9	101	303-9.5
Tom Jones	33-9	.551	.617	155-4.7	36	267-8.1
Derrick Lewis	33-33	.485	.684	222-6.7	28	261-7.9
John Johnson	31-8	.500	.642	29-0.9	35	181-5.8
Terry Long	28-21	.546	.618	87-3.1	16	91-3.3
Tony Massenburg	29-8	.500	.563	60-2.1	0	83-2.9
Dave Dickerson	15-0	.440	.769	22-1.5	7	32-2.1
David Gregg	15-1	.588	.474	11-0.7	2	29-1.9
Greg Nared	7-0	.375	.000	5-0.7	3	6-0.9
Maryland Totals	33	.510	.729	1030-31.2	465	2322-70.4
Opponent Totals	33	.480	.730	1017-30.8	457	2166-65.6

ACC Tournament

Quarterfinals – defeated North Carolina, 85-75
Semifinals – lost to Georgia Tech, 64-62

NCAA Tournament

West Region First Round – defeated Pepperdine, 69-64
West Region Second Round – lost to UNLV, 70-64



TECHNOTE: Current assistant coach Dave Dickerson was on the 1986 squad which fell to UNLV in the NCAA's second round.



EIGHT CONSECUTIVE NCAA TOURNAMENTS • 2001 FINAL FOUR

Teams of Tradition

1987-88

Record: 18-13 H: 8-4 A: 6-7 N: 4-2
ACC: 6-8, 5th place
Postseason: NCAA Second Round
Rankings: None



Team Roster

No.	Name	Yr.	Pos.	Ht.	Wt.	Hometown
3	Keith Gatlin	So.	G	6-5	170	Grimesland, N.C.
5	Mitch Kasoff	So.	G	6-1	175	Pikesville, Md.
10	Mark Karver	So.	F	6-7	195	Kerington, Md.
11	Teyon McCoy	So.	G	6-1	170	Hammond, Ind.
12	Rudy Archer	Jr.	G	6-1	170	Baltimore, Md.
21	John Johnson	Jr.	G	6-4	170	Knoxville, Tenn.
22	Greg Nared	Jr.	G	6-4	190	Wilmington, Ohio
23	Dave Dickerson	Jr.	F	6-6	200	Olar, S.C.
24	Brian Williams	Fr.	C	6-10	210	Santa Monica, Calif.
25	Tony Massenburg	So.	F-C	6-9	230	Sussex, Va.
30	Rodney Walker	Jr.	F	6-9	250	Baltimore, Md.
33	Derrick Lewis	Sr.	F	6-7	195	Temple Hills, Md.
43	Cedric Lewis	Fr.	F	6-9	200	Temple Hills, Md.
44	Steve Hood	So.	G-F	6-6	190	New Carrollton, Md.

Head Coach: Bob Wade

Assistant Coaches: Ron Bradley, Oliver Purnell, Jeff Adkins

Season Statistics

Name	GP	FG%	FT%	Reb.-Avg.	Asst.	Pts.-Avg
Derrick Lewis	31-31	.556	.593	237-7.6	71	466-15.0
Rudy Archer	31-31	.432	.770	75-2.4	172	393-12.7
Brian Williams	29-29	.600	.671	173-6.0	22	363-12.7
Keith Gatlin	21-10	.506	.758	63-3.0	76	257-12.2
Tony Massenburg	23-16	.520	.573	122-5.3	10	233-10.1
Steve Hood	29-12	.482	.741	72-2.5	55	226-7.8
Teyon McCoy	31-8	.486	.871	31-1.0	68	165-5.3
Dave Dickerson	30-6	.472	.724	62-2.1	30	135-4.5
John Johnson	23-0	.444	.700	16-0.7	12	51-2.2
Cedric Lewis	7-2	.313	.308	14-2.0	1	14-2.0
Mark Karver	12-0	.313	.727	9-0.8	10	19-1.6
Rodney Walker	12-0	.417	.333	9-0.8	1	12-1.0
Mitch Kasoff	6-0	.400	.333	0-0.0	0	5-0.8
Greg Nared	14-1	.182	.875	3-0.2	8	11-0.8
Maryland Totals	31	.504	.672	957-30.9	516	2350-75.8
Opponent Totals	31	.482	.715	1010-32.6	488	2227-71.8

ACC Tournament

Quarterfinals – defeated Georgia Tech, 84-67

Semifinals – lost to North Carolina, 74-64

NCAA Tournament

Southeast Region First Round – defeated UC Santa Barbara, 92-82

Southeast Region Second Round – lost to Kentucky, 70-64

1993-94

Record: 18-12 H: 10-3 A: 4-6 N: 4-3
ACC: 8-8, 4th place (tie)
Postseason: NCAA Sweet Sixteen
Rankings: USA Today/CNN No. 20



Team Roster

No.	Name	Yr.	Pos.	Ht.	Wt.	Hometown
3	Matt Raydo	Fr.	G	5-10	160	Ft. Lauderdale, Fla.
4	Exree Hipp	So.	F	6-8	183	Washington, D.C.
10	Duane Simpkins	So.	G	6-0	173	Ft. Washington, Md.
11	Matt Kovarik	Fr.	G	6-5	179	Greensboro, N.C.
12	Donny Judd	So.	F	6-5	185	Forestville, Md.
15	Johnny Rhodes	So.	G	6-5	205	Washington, D.C.
21	Mario Lucas	So.	F	6-8	230	Memphis, Tenn.
22	Keith Booth	Fr.	F	6-5	220	Baltimore Md.
24	John Walsh	Jr.	F	6-8	221	West Islip, N.Y.
30	Nick Bosnic	Fr.	F-G	6-7	197	Uniontown, Pa.
31	Wayne Bristol	Jr.	G	6-1	178	Beltsville, Md.
32	Joe Smith	Fr.	F-C	6-9	213	Norfolk, Va.
55	Kurtis Shultz	Jr.	F	6-6	235	Randalstown, Md.

Head Coach: Gary Williams

Assistant Coaches: Billy Hahn, Art Perry, Jimmy Patsos

Season Statistics

Name	GP	FG%	FT%	Reb.-Avg.	Asst.	Pts.-Avg
Joe Smith	30-30	.522	.734	321-10.7	25	582-19.4
Exree Hipp	30-30	.472	.688	120-4.0	76	397-13.2
Johnny Rhodes	30-29	.419	.623	203-6.8	122	374-12.5
Duane Simpkins	30-30	.485	.784	77-2.6	136	355-11.8
Keith Booth	30-30	.454	.584	183-6.1	65	324-10.8
Mario Lucas	30-0	.391	.585	107-3.6	11	163-5.4
Nick Bosnic	28-0	.413	.706	41-1.5	24	82-2.9
Donny Judd	8-0	.417	.667	6-0.8	0	16-2.0
Matt Kovarik	29-1	.421	.792	33-1.1	31	53-1.8
Wayne Bristol	22-0	.379	.632	17-0.8	6	38-1.7
Kurtis Shultz	19-0	.294	.333	11-0.6	4	12-0.6
Matt Raydo	9-0	.000	.429	3-0.3	2	3-0.3
Maryland Totals	30	.457	.682	1193-39.8	502	2399-80.0
Opponent Totals	30	.432	.640	1148-38.3	448	2197-73.2

ACC Tournament

Quarterfinals – lost to Virginia, 69-63

NCAA Tournament

Midwest Region First Round – defeated St. Louis, 74-67

Midwest Region Second Round – defeated Massachusetts, 95-87

Midwest Region Semifinal – lost to Michigan, 78-71

1994-95

Record: 26-8 H: 16-0 A: 4-4 N: 6-4
ACC: 12-4, ACC Regular Season co-champion
Postseason: NCAA Sweet Sixteen
Rankings: AP No. 10, USA Today/CNN No. 11



Team Roster

No.	Name	Yr.	Pos.	Ht.	Wt.	Hometown
3	Matt Raydo	So.	G	5-10	160	Ft. Lauderdale, Fla.
4	Exree Hipp	Jr.	F	6-8	205	Washington, D.C.
10	Duane Simpkins	Jr.	G	6-0	172	Ft. Washington, Md.
11	Matt Kovarik	So.	G	6-5	185	Greensboro, N.C.
12	Donny Judd	Fr.	F	6-5	185	Forestville, Md.
13	Sarunas Jasikevicius	Fr.	G	6-4	202	Kaunas, Lithuania
15	Johnny Rhodes	Jr.	G	6-4	205	Washington, D.C.
21	Mario Lucas	Jr.	F	6-8	233	Memphis, Tenn.
22	Keith Booth	So.	F	6-5	225	Baltimore Md.
25	Rodney Elliot	Fr.	F	6-8	207	Baltimore Md.
31	Wayne Bristol	Sr.	G	6-1	185	Beltsville, Md.
32	Joe Smith	So.	F-C	6-10	221	Norfolk, Va.
55	Kurtis Shultz	Sr.	F	6-25	235	Randalstown, Md.

Head Coach: Gary Williams

Assistant Coaches: Billy Hahn, Art Perry, Jimmy Patsos

Season Statistics

Name	GP	FG%	FT%	Reb.-Avg.	Asst.	Pts.-Avg
Joe Smith	34-34	.578	.741	362-10.7	40	708-20.8
Johnny Rhodes	34-34	.525	.694	179-5.3	126	475-14.0
Exree Hipp	34-34	.514	.656	141-4.2	109	461-13.6
Keith Booth	34-34	.455	.695	247-7.3	76	369-10.9
Duane Simpkins	34-33	.445	.841	72-2.1	162	358-10.5
Mario Lucas	34-0	.420	.577	125-3.7	23	241-7.1
Wayne Bristol	34-0	.465	.636	40-1.2	31	133-3.9
Sarunas Jasikevicius	29-0	.446	.810	19-0.7	22	89-3.1
Donny Judd	10-0	.455	.556	5-0.5	3	16-1.6
Kurtis Shultz	12-0	.636	1.00	11-0.9	1	19-1.6
Rodney Elliott	30-0	.500	.519	46-1.5	13	43-1.4
Matt Raydo	12-0	.445	.800	6-0.5	8	12-1.0
Matt Kovarik	31-1	.313	.647	27-0.9	27	22-0.7
Maryland Totals	34	.498	.706	1367-40.2	641	2946-86.7
Opponent Totals	34	.440	.656	1142-33.6	511	2514-73.9

ACC Tournament

Quarterfinals – defeated Florida State, 71-64

Semifinals – lost to North Carolina, 97-92 (OT)

NCAA Tournament

West Region First Round – defeated Gonzaga, 87-63

West Region Second Round – defeated Texas, 82-68

West Region Semifinal – lost to Connecticut, 99-89

TERP NOTE: Gary Williams and Joe Smith led Maryland back to the NCAA Tournament in 1994 and 1995, and the Terps have never looked back.





EIGHT CONSECUTIVE NCAA TOURNAMENTS • 2001 FINAL FOUR

Teams of Tradition

1995-96

Record: 17-13 H: 11-3 A: 3-5 N: 3-5
ACC: 8-8, 4th place (tie)
Postseason: NCAA First Round
Rankings: None



Team Roster

No.	Name	Yr.	Pos.	Ht.	Wt.	Hometown
3	Laron Profit	Fr.	F-G	6-5	189	Charleston, S.C.
4	Exree Hipp	Sr.	F	6-8	224	Washington, D.C.
5	Matt Raydo	Jr.	G	5-10	153	Ft. Lauderdale, Fla.
10	Duane Simpkins	Sr.	G	6-0	172	Ft. Washington, Md.
11	Matt Kovarik	Jr.	G	6-4	201	Greensboro, N.C.
12	Terrell Stokes	Fr.	G	6-0	172	Philadelphia, Pa.
13	Sarunas Jasikevicius	So.	G	6-4	195	Kaunas, Lithuania
14	Norman Fields	Fr.	G	6-0	173	Mt. Vernon, N.Y.
15	Johnny Rhodes	Sr.	G	6-4	212	Washington, D.C.
21	Mario Lucas	Sr.	F	6-8	241	Memphis, Tenn.
22	Keith Booth	Jr.	F	6-6	222	Baltimore Md.
25	Rodney Elliot	So.	F	6-8	213	Baltimore Md.
45	Brian Watkins	So.	F	6-9	216	Nashville, Tenn.
54	Obinna Ekezie	Fr.	F-C	6-9	260	Port Harcourt, Nigeria

Head Coach: Gary Williams
Assistant Coaches: Billy Hahn, Art Perry, Jimmy Patso

Season Statistics

Name	GP	FG%	FT%	Reb.	Avg.	Asst.	Pts.	Avg.
Johnny Rhodes	30-30	.478	.569	177-5.9	98	502-16.7		
Keith Booth	30-30	.442	.757	233-7.8	73	459-15.3		
Duane Simpkins	27-27	.458	.845	65-2.4	118	328-12.2		
Mario Lucas	29-6	.427	.628	151-5.2	8	305-10.5		
Exree Hipp	29-27	.368	.661	89-3.1	54	198-6.8		
Laron Profit	27-0	.482	.756	74-2.7	32	154-5.7		
Rodney Elliott	29-6	.500	.692	91-3.1	11	142-4.9		
Obinna Ekezie	30-18	.472	.550	111-3.7	10	135-4.5		
Sarunas Jasikevicius	27-2	.427	.500	32-1.2	33	106-3.9		
Terrell Stokes	30-4	.470	.635	40-1.3	85	100-3.3		
Matt Raydo	8-0	.250	.500	0-0.0	3	4-0.5		
Norman Fields	10-0	.286	.000	4-0.4	1	5-0.5		
Matt Kovarik	5-0	.000	.500	2-0.4	3	2-0.4		
Maryland Totals	30	.449	.683	1158-38.6	529	2440-81.3		
Opponent Totals	30	.451	.729	1114-37.1	429	2288-76.3		

ACC Tournament


Quarterfinals – defeated Duke, 82-69
Semifinals – lost to Georgia Tech, 84-79

NCAA Tournament

West Region First Round – lost to Santa Clara, 91-79

1996-97

Record: 21-11 H: 11-3 A: 5-4 N: 5-4
ACC: 9-7, 4th place (tie)
Postseason: NCAA First Round
Rankings: AP No. 22



Team Roster

No.	Name	Yr.	Pos.	Ht.	Wt.	Hometown
3	Laron Profit	So.	F-G	6-5	189	Charleston, S.C.
4	Atman Smith	Fr.	G	5-10	160	Baltimore, Md.
5	Matt Raydo	Fr.	G	5-10	152	Ft. Lauderdale, Fla.
10	Kelly Hite	Fr.	G	6-4	190	Temple Terrace, Fla.
11	Matt Kovarik	Jr.	G	6-4	201	Greensboro, N.C.
12	Terrell Stokes	So.	G	6-0	171	Philadelphia, Pa.
13	Sarunas Jasikevicius	Jr.	G	6-4	195	Kaunas, Lithuania
14	Norman Fields	So.	G	6-0	173	Mt. Vernon, N.Y.
20	Matt Hahn	Fr.	G	6-0	155	Columbia, Md.
22	Keith Booth	Sr.	F	6-6	222	Baltimore Md.
25	Rodney Elliot	Jr.	F	6-8	213	Baltimore Md.
45	Brian Watkins	So.	F	6-9	216	Nashville, Tenn.
54	Obinna Ekezie	So.	F-C	6-9	260	Port Harcourt, Nigeria
55	Mike Mardesch	Fr.	C	7-0	220	Boston, Mass.

Head Coach: Gary Williams
Assistant Coaches: Billy Hahn, Dave Dickerson, Jimmy Patso

Season Statistics

Name	GP	FG%	FT%	Reb.	Avg.	Asst.	Pts.	Avg.
Keith Booth	32-32	.469	.717	253-7.9	82	624-19.5		
Laron Profit	32-30	.475	.626	171-5.3	78	412-12.9		
Sarunas Jasikevicius	32-32	.418	.742	80-2.5	102	338-10.6		
Obinna Ekezie	32-32	.550	.639	212-6.6	22	322-10.1		
Rodney Elliott	32-2	.483	.728	197-6.2	42	275-8.6		
Terrell Stokes	32-31	.427	.645	88-2.8	143	263-8.2		
Brian Watkins	25-0	.445	.647	54-2.2	2	70-8.2		
Matt Kovarik	32-1	.431	.679	58-1.8	41	64-2.0		
Norman Fields	8-0	.400	.833	8-1.0	1	14-1.8		
Atman Smith	4-0	.429	.000	3-0.8	0	6-1.5		
Matt Hahn	4-0	.500	.667	1-0.3	1	4-1.0		
Kelly Hite	11-0	.250	.500	11-1.0	0	10-0.9		
Matt Raydo	9-0	.200	.333	3-0.3	4	4-0.5		
Maryland Totals	32	.465	.681	1226-38.3	518	2406-75.2		
Opponent Totals	32	.405	.668	1092-34.1	425	2136-66.8		

ACC Tournament

Quarterfinals – defeated Clemson, 76-61
Semifinals – lost to NC State, 65-58

NCAA Tournament

Southeast Region First Round – lost to College of Charleston, 75-66

1997-98

Record: 21-11 H: 12-2 A: 3-5 N: 6-4
ACC: 10-6, 3rd place
Postseason: NCAA Sweet Sixteen
Rankings: AP No. 20, USA Today/NABC No. 22



Team Roster

No.	Name	Yr.	Pos.	Ht.	Wt.	Hometown
3	Laron Profit	Jr.	F-G	6-5	194	Charleston, S.C.
4	Atman Smith	So.	G	6-0	170	Baltimore, Md.
11	Matt Kovarik	Sr.	G	6-4	196	Greensboro, N.C.
12	Terrell Stokes	Jr.	G	6-0	189	Philadelphia, Pa.
13	Sarunas Jasikevicius	Sr.	G	6-4	197	Kaunas, Lithuania
20	Matt Hahn	So.	G	6-0	155	Columbia, Md.
21	LaRon Cephas	Fr.	F	6-7	220	Wilmington, Del.
25	Rodney Elliot	Sr.	F	6-8	221	Baltimore Md.
31	Norman Fields	Jr.	G	6-0	183	Mt. Vernon, N.Y.
33	Mike Mardesch	Fr.	C-F	7-0	250	Boston, Mass.
44	Terence Morris	Jr.	F	6-8	199	Frederick, Md.
45	Brian Watkins	Jr.	F	6-9	220	Nashville, Tenn.
54	Obinna Ekezie	Jr.	F-C	6-10	256	Port Harcourt, Nigeria

Head Coach: Gary Williams
Assistant Coaches: Billy Hahn, Dave Dickerson, Jimmy Patso

Season Statistics

Name	GP	FG%	FT%	Reb.	Avg.	Asst.	Pts.	Avg.
Laron Profit	32-32	.447	.707	165-5.2	104	506-15.8		
Rodney Elliott	32-32	.485	.686	236-7.4	51	481-15.0		
Obinna Ekezie	32-32	.484	.670	207-6.5	51	410-12.8		
Sarunas Jasikevicius	32-32	.456	.759	104-3.3	116	396-12.4		
Terence Morris	32-0	.523	.695	113-3.5	25	236-7.4		
Mike Mardesch	32-0	.424	.622	138-4.3	26	172-5.4		
Terrell Stokes	32-25	.415	.667	82-2.6	149	172-5.4		
Matt Kovarik	32-7	.484	.429	53-1.7	64	76-2.4		
Brian Watkins	9-0	.500	.600	15-1.7	3	19-2.1		
Norman Fields	12-0	.526	.000	11-0.9	4	23-1.9		
Matt Hahn	11-0	.250	.750	0-0.0	4	11-1.0		
Atman Smith	11-0	.400	.500	8-0.7	4	11-1.0		
LaRon Cephas	21-0	.143	.250	30-1.4	1	7-0.3		
Maryland Totals	32	.461	.678	1271-39.7	602	2520-78.8		
Opponent Totals	32	.408	.660	1209-37.8	421	2306-72.7		

ACC Tournament

Quarterfinals – defeated Georgia Tech, 83-65
Semifinals – lost to North Carolina, 83-73(OT)

NCAA Tournament

West Region First Round – defeated Utah State, 82-68
West Region Second Round – defeated Illinois, 67-61
West Region Semifinal – lost to Arizona, 87-79

TEP NOTE: Current assistant coach Matt Kovarik played on successive NCAA Tournament teams at Maryland during the 1994, 1995, 1997 and 1998 seasons.



EIGHT CONSECUTIVE NCAA TOURNAMENTS • 2001 FINAL FOUR

Teams of Tradition

1998-99

Record: 28-6 H: 13-1 A: 7-3 N: 8-2

ACC: 13-3, 2nd place

Postseason: NCAA Sweet Sixteen

Rankings: AP No. 5, USA Today/NABC No. 8



Team Roster

No.	Name	Yr.	Pos.	Ht.	Wt.	Hometown
3	Laron Profit	Sr.	F-G	6-5	202	Charleston, S.C.
5	Juan Dixon	Fr.	G	6-3	152	Baltimore, Md.
12	Terrell Stokes	Sr.	G	6-0	187	Philadelphia, Pa.
15	Danny Miller	Fr.	G	6-8	205	Mt. Holly, N.J.
20	Matt Hahn	Jr.	G	6-0	162	Columbia, Md.
21	LaRon Cephas	So.	F	6-7	223	Wilmington, Del.
23	Steve Francis	Jr.	G	6-3	194	Takoma Park, Md.
31	Norman Fields	Sr.	G	6-0	185	Mt. Vernon, N.Y.
33	Mike Mardesich	So.	C-F	7-0	255	Boston, Mass.
35	Lonny Baxter	Fr.	F	6-8	225	Silver Spring, Md.
44	Terence Morris	So.	F	6-9	205	Frederick, Md.
45	Brian Watkins	Sr.	F	6-9	229	Nashville, Tenn.
54	Obinna Ekezie	Sr.	F-C	6-10	262	Port Harcourt, Nigeria

Head Coach: Gary Williams

Assistant Coaches: Billy Hahn, Dave Dickerson, Jimmy Patsos

Season Statistics

Name	GP	FG%	FT%	Reb.-Avg.	Asst.	Pts.-Avg
Steve Francis	34-33	.523	.790	154-4.5	152	579-17.0
Terence Morris	34-34	.551	.825	242-7.1	67	521-15.3
Laron Profit	34-34	.503	.676	162-4.8	86	494-14.5
Obinna Ekezie	24-23	.488	.693	141-5.9	55	305-12.7
Juan Dixon	34-0	.443	.830	88-2.6	50	250-7.4
Lonny Baxter	32-10	.599	.573	116-3.6	29	217-6.8
Danny Miller	34-0	.482	.532	72-2.1	38	144-4.2
Terrell Stokes	34-34	.421	.667	94-2.8	76	143-4.2
Mike Mardesich	34-0	.350	.528	117-3.4	34	115-3.4
Brian Watkins	19-1	.488	.500	34-1.8	11	50-2.6
LaRon Cephas	15-0	.445	.500	5-0.3	1	21-1.4
Norman Fields	22-1	.286	.778	21-1.0	10	24-1.1
Matt Hahn	14-0	.750	.445	6-0.4	8	10-1.7
Maryland Totals	34	.495	.701	1343-39.5	567	2873-84.5
Opponent Totals	34	.388	.658	1209-35.6	735	2259-66.4

ACC Tournament

Quarterfinals – defeated Florida State, 93-69

Semifinals – lost to North Carolina, 86-79

NCAA Tournament

South Region First Round – defeated Valparaiso, 82-60

South Region Second Round – defeated Creighton, 75-63

South Region Semifinal – lost to St. John's, 76-63

1999-00

Record: 25-10 H: 15-1 A: 4-5 N: 6-4

ACC: 11-5, 2nd place, ACC Tournament finalist

Postseason: NCAA Second Round

Rankings: AP No. 17, USA Today/ESPN No. 25



Team Roster

No.	Name	Yr.	Pos.	Ht.	Wt.	Hometown
3	Juan Dixon	So.	G	6-3	152	Baltimore, Md.
4	Earl Badu	Fr.	G	6-0	167	Baltimore, Md.
11	Calvin McCall	Fr.	G	6-3	200	Orlando, Fla.
12	Drew Nicholas	Fr.	G	6-3	165	Hempstead, N.Y.
15	Danny Miller	So.	G	6-8	205	Mt. Holly, N.J.
20	Matt Hahn	Sr.	G	6-0	162	Columbia, Md.
21	LaRon Cephas	Jr.	F	6-7	223	Wilmington, Del.
25	Steve Blake	Fr.	G	6-3	175	Miami Lakes, Fla.
31	Byron Mouton	Jr.	C-F	6-6	215	Rayne, La.
33	Mike Mardesich	Jr.	C-F	7-0	255	Boston, Mass.
35	Lonny Baxter	So.	F-C	6-8	250	Silver Spring, Md.
44	Terence Morris	Jr.	F	6-9	205	Frederick, Md.
45	Tajh Holden	Fr.	F	6-10	235	Red Bank, N.J.

Head Coach: Gary Williams

Assistant Coaches: Billy Hahn, Dave Dickerson, Jimmy Patsos

Season Statistics

Name	GP	FG%	FT%	Reb.-Avg.	Asst.	Pts.-Avg
Juan Dixon	35-35	.462	.790	192-5.5	127	630-18.0
Terence Morris	34-34	.493	.761	293-8.6	80	537-15.8
Lonny Baxter	35-35	.533	.594	308-8.8	31	547-15.6
Danny Miller	34-34	.449	.654	99-2.9	92	290-8.5
Steve Blake	35-33	.408	.686	106-3.0	217	244-7.0
Drew Nicholas	35-0	.421	.621	38-1.1	50	177-5.1
Tajh Holden	35-3	.432	.672	69-2.0	34	116-3.3
Mike Mardesich	35-0	.426	.625	100-2.9	19	95-2.7
LaRon Cephas	14-0	.391	.429	19-1.4	0	21-1.5
Calvin McCall	13-0	.227	.571	10-0.8	11	14-1.1
Matt Hahn	13-1	.286	.667	3-0.2	6	12-0.9
Earl Badu	4-0	.000	.000	1-0.3	0	0-0.0
Maryland Totals	35	.465	.685	1354-38.7	667	2683-76.7
Opponent Totals	35	.402	.681	1296-37.0	491	2386-68.2

ACC Tournament

Quarterfinals – defeated Florida State, 82-61

Semifinals – defeated NC State, 64-61

Finals – lost to Duke, 81-68

NCAA Tournament

Midwest Region First Round – defeated Iona, 74-59

Midwest Region Second Round – lost to UCLA, 105-70

2000-01

Record: 25-11 H: 11-3 A: 6-3 N: 8-5

ACC: 10-6, 3rd place

Postseason: NCAA Final Four

Rankings: AP No. 11, USA Today/ESPN No. 4



Team Roster

No.	Name	Yr.	Pos.	Ht.	Wt.	Hometown
1	Byron Mouton	Jr.	G-F	6-6	215	Rayne, La.
3	Juan Dixon	Jr.	G	6-3	164	Baltimore, Md.
4	Earl Badu	Jr.	G	6-0	160	Baltimore, Md.
11	Calvin McCall	So.	G	6-3	200	Orlando, Fla.
12	Drew Nicholas	So.	G	6-3	160	Hempstead, N.Y.
15	Danny Miller	Jr.	G	6-8	220	Mt. Holly, N.J.
21	LaRon Cephas	Sr.	F	6-7	217	Wilmington, Del.
25	Steve Blake	So.	G	6-3	160	Miami Lakes, Fla.
33	Mike Mardesich	Sr.	C	7-0	244	Boston, Mass.
35	Lonny Baxter	Jr.	F-C	6-8	260	Silver Spring, Md.
40	Matt Staninka	Fr.	C	7-4	257	Olney, Md.
44	Terence Morris	Sr.	F	6-9	221	Frederick, Md.
45	Tajh Holden	So.	F	6-10	247	Red Bank, N.J.
54	Chris Wilcox	Fr.	F-C	6-10	210	Whiteville, N.C.

Head Coach: Gary Williams

Assistant Coaches: Billy Hahn, Dave Dickerson, Jimmy Patsos

Season Statistics

Name	GP	FG%	FT%	Reb.-Avg.	Asst.	Pts.-Avg
Juan Dixon	36-36	.483	.865	153-4.3	93	654-18.2
Lonny Baxter	36-35	.566	.592	286-7.9	19	561-15.6
Terence Morris	36-36	.432	.795	277-7.7	68	439-12.2
Byron Mouton	36-30	.508	.779	145-4.0	44	344-9.6
Steve Blake	36-36	.399	.714	108-3.0	248	248-6.9
Drew Nicholas	36-0	.494	.702	56-1.6	86	237-6.9
Danny Miller	36-4	.432	.556	95-2.6	77	174-4.8
Tajh Holden	27-0	.494	.608	61-2.3	15	121-4.5
Mike Mardesich	36-1	.473	.533	93-2.6	16	130-3.6
Chris Wilcox	34-1	.580	.606	73-2.1	16	122-3.6
LaRon Cephas	14-1	.526	.429	15-1.1	1	24-1.7
Calvin McCall	11-0	.308	.600	7-0.6	8	13-1.2
Earl Badu	2-0	.000	.000	0-0.0	1	0-0.0
Maryland Totals	36	.484	.696	1478-41.1	692	3067-85.2
Opponent Totals	36	.404	.708	1299-36.1	444	2605-72.4

ACC Tournament

Quarterfinals – defeated Wake Forest, 71-53

Semifinals – lost to Duke, 84-82

NCAA Tournament

West Region First Round – defeated George Mason, 83-80


West Region Second Round – defeated Georgia State, 79-60

West Region Semifinals – defeated Georgetown, 76-66

West Region Finals – defeated Stanford, 87-73

National Semifinals – lost to Duke, 95-84

TERNOTE: Maryland's tournament team of 1999 had perhaps the loftiest expectations of reaching the Final Four, but it was the 2001 squad which beat Stanford and reached the Final Four.





EIGHT CONSECUTIVE NCAA TOURNAMENTS • 2001 FINAL FOUR

ALL-AMERICANS




LOUIS 'BOSEY' BERGER

All-America - 1931 & 1932

6-2, Forward
Hometown: Fort Myer, Va.
Played: 1929-32

Regarded as one of the greatest athletes in the history of Maryland athletics ... a two-time All-America selection and a consensus pick in 1932...his selection is considered a great feat because Maryland was an agricultural school at the time and not among the athletic giants ... considered one of the best all-around players of his time ... led Maryland to the 1931 Southern Conference championship, averaging a conference-high 19.1 points over the nine-game conference season ... also played baseball and signed a professional contract with the Cleveland Indians upon graduation ... played in the major leagues for six years, with the Cleveland Indians, Chicago White Sox and Boston Red Sox ... left baseball with a .236 lifetime average.



9 on the school's career shot-blocked list with 87 ... he was the No. 2 pick overall in the 1986 National Basketball Association college draft, taken by the Boston Celtics.

Len Bias' Career Statistics

YEAR	GP	FGM-FGA	PCT.	3PM-3PA	PCT.	FTM-FTA	PCT.	AST	BLK	STL	PF-DQ	REBS-AVG	PTS-AVG
1982-83	30	86-180	.478	3-11	.273	42-66	.636	22	16	10	55-1	125-4.2	217-7.2
1983-84	32	211-372	.567	0-0	.000	66-86	.767	48	24	13	81-3	145-4.5	488-15.2
1984-85	37	274-519	.528	0-0	.000	153-197	.777	65	33	34	106-2	251-6.8	701-18.9
1985-86	32	267-491	.544	0-0	.000	209-242	.864	33	14	27	90-2	224-7.0	743-23.2
TOTALS	131	838-1,562	.536	3-11	.273	470-591	.795	168	87	84	332-8	745-5.7	2149-16.4




KEITH BOOTH

All-America - 1997

6-6, Forward
Hometown: Baltimore, Md.
Played: 1994-97

All-America third team selection by the Associated Press and a consensus All-ACC first-team selection his senior season, 1997 ... received two votes in the ACC Player-of-the-Year voting - the only player besides Wake Forest's Tim Duncan to receive voting consideration ... a four-time All-ACC honoree, he earned first team honors as a senior, was a third team selection as a junior and earned honorable mention designation during his freshman and sophomore seasons ... played on four NCAA Tournament teams ... led the Terps in scoring and ranked second in the ACC with a career high 19.5 points per game average during his senior season ... led the Terps in rebounding his junior and senior seasons as he became only the fourth player in school history to surpass the 900 career rebound mark ... school's record holder with 576 career free throws ... grabbed a career high and school record 213 rebounds as a senior ... became the 11th player in school history to have his jersey honored as his No. 22 was hung from the rafters on February 22, 1997 at Cole Field House ... a first round selection of the Chicago Bulls in the 1997 NBA Draft ... became only the second player in school history to play for an NBA World Championship team as the Bulls won the 1998 NBA championship.



Keith Booth's Career Statistics

YEAR	GP	FGM-FGA	PCT.	3PM-3PA	PCT.	FTM-FTA	PCT.	AST	BLK	STL	PF-DQ	REBS-AVG	PTS-AVG
1993-94	30	113-249	.454	11-27	.407	87-149	.584	65	17	45	108-6	183-6.1	324-10.8
1994-95	34	126-277	.455	3-23	.130	114-164	.695	76	13	43	106-4	247-7.3	369-10.9
1995-96	30	145-328	.442	7-34	.206	162-214	.757	73	23	41	100-5	233-7.8	459-15.3
1996-97	32	205-437	.469	9-21	.050	213-297	.717	82	19	64	93-2	253-7.9	624-19.5
TOTALS	126	589-1,291	.456	22-105	.209	576-824	.699	296	72	193	407-17	916-7.3	1776-14.1



LEN BIAS

All-America - 1985, 1986

6-8, Forward
Hometown: Landover, Md.
Played: 1983-86


Unanimous choice on almost every All-America squad following his senior season ... he was a third-team All-America selection in 1985, as a junior ... only Terp ever to be named the ACC Player of the Year twice (in 1985 and 1986) ... Bias is the Terps' all-time leading scorer with 2,149 career points ... he holds two of the school's top four single-season marks ... led the ACC in scoring two straight years ... his best scoring performance, 41 points at Duke in 1986, ranks as the third-best single-game performance in school history and is the top performance by a Terp in a road game ... is No. 9 on the Maryland career rebounding list with 745 total rebounds ... is No.



TERP NOTE: Bosey Berger was the Terps' first basketball All-American and later played six seasons in major league baseball with the Cleveland Indians, Chicago White Sox and Boston Red Sox.



EIGHT CONSECUTIVE NCAA TOURNAMENTS • 2001 FINAL FOUR




JUANDIXON

All-America - 2001


6-3, Guard
Hometown: Baltimore, Md.
Played: 1999-present

A dynamic, relentless defender and scorer who led the Terps in scoring and steals in back-to-back seasons ... third team All-American by the NABC and Basketball Weekly while leading Maryland to its first Final Four ... described by teammates as "fearless" ... first Terp since Joe Smith and the fifth overall to earn first team All-ACC honors in back-to-back seasons ... also chosen to the ACC All-Defense Team in consecutive seasons ... All-West Region as Maryland defeated Georgetown and Stanford during its NCAA Tournament run to the Final Four ... Maryland's leading scorer with 19 points in national semifinal game vs. Duke ... led the ACC in steals as a sophomore and junior ... fifth in the ACC in scoring as a junior ... averaged 18.2 and 18.0 points in 2000 and 2001 ... enters his senior campaign within reach of Maryland's all-time marks in points, 3-point field goals and steals ... regarded as one of the nation's top shooting guards ... one of just five players in Maryland history with 30 or more points on five separate occasions ... has never fouled out of a game ... leading scorer for U.S. National Team at the 2001 World University Games.



Juan Dixon's Career Statistics

YEAR	GP	FGM-FGA	PCT.	3PM-3PA	PCT.	FTM-FTA	PCT.	AST	BLK	STL	PF-OQ	REBS-AVG	PTS-AVG
1998-99	34	85-192	.443	36-97	.371	44-53	.830	47	1	50	59-0	88-2.6	250-7.4
1999-00	35	234-506	.462	49-135	.363	113-143	.790	127	10	96	76-0	192-5.5	630-18.0
2000-01	36	232-480	.483	62-151	.411	128-148	.865	93	8	95	75-0	153-4.3	654-18.2
CAREER	105	551-1178	.468	147-383	.384	285-344	.828	267	19	210	433-4.1	1534-14.6	



LENELMORE

All-America - 1974

6-9, Center
Hometown: Springfield Gardens, N.Y.
Played: 1972-74

The best rebounder in Maryland history and one of the nation's best ever ... rebounding prowess earned him a spot on most 1974 All-America squads along with offensive-minded teammates Tom McMillen and John Lucas ... only player in Maryland history with more than 1,000 career rebounds (1,053) ... his 1973-74 season average of 14.7 rebounds a game is the school's single-season record ... career rebounding average of 12.2 rebounds a game is also the Maryland record ... 412 rebounds during the 1973-74 season is the school record ... a three-time member of



TERP NOTE: Len Elmore is the only player in Maryland history with over 1,000 rebounds in his college career, though current senior Lonny Baxter will make his own bid at that plateau this season.

the All-ACC team ... was Maryland's Most Valuable Player in 1972-73 and its Outstanding Senior in 1973-74 ... drafted in the first round of the 1974 NBA Draft by the Washington Bullets, but chose to sign with the Indiana Pacers of the American Basketball Association ... spent 10 seasons in the NBA and ABA with the Pacers, Kansas City Kings, Milwaukee Bucks, New Jersey Nets and New York Knicks ... upon leaving professional basketball, enrolled in Harvard Law school and graduated in 1987 ... is the first former professional basketball player to graduate from the prestigious law school.

Len Elmore's Career Statistics

YEAR	GP	FGM-FGA	PCT.	FIM-FTA	PCT.	AST	BLK	STL	PF-OQ	REBS-AVG	PTS-AVG
1971-72	32	126-273	.462	95-126	.754	37	—	—	83-3	351-11.0	347-10.8
1972-73	26	112-239	.469	37-61	.607	35	—	—	53-4	290-11.2	261-10.0
1973-74	28	170-324	.525	69-91	.758	48	—	—	74-0	412-14.7	409-14.6
TOTALS	86	408-836	.488	201-278	.723	120	—	—	210-8	1053-12.2	1017-11.8




STEVE FRANCIS

All-America - 1999


6-3, Guard
Hometown: Takoma Park, Md.
Played: 1999

An All-America second team selection following his outstanding junior season at Maryland ... All-ACC first team and ACC All-Tournament first team selection ... finished fourth in the balloting for ACC Player of the Year in 1999 ... named the Division I newcomer of the year and a first team All-American by *Sports Illustrated* ... finalist for the Naismith and Wooden awards as the collegiate player of the year ... All-America East second-team by *Eastern Basketball* ... All-ACC defensive team by the ACC coaches ... earned Most Valuable Player honors at the BBAT Classic in Washington, D.C., as he helped lead Maryland past No. 5 Stanford and NIT participant DePaul ... selected to the all-tournament team at the Puerto Rico Shootout ... selected by the Vancouver Grizzlies as the second overall pick in the first round of the 1999 NBA Draft and later traded to the Houston Rockets ... named NBA Co-Rookie of the Year in 2000.



Steve Francis' Career Statistics

YEAR	GP	FGM-FGA	PCT.	3PM-3PA	PCT.	FIM-FTA	PCT.	AST	BLK	STL	PF-OQ	REBS-AVG	PTS-AVG
1998-99	34	205-392	.523	45-116	.388	124-157	.790	152	6	95	95-2	154-4.5	579-17.0




ALBERT KING

All-America - 1980, 1981

6-7, Forward
Hometown: Brooklyn, N.Y.
Played: 1978-81


One of the most prolific scorers in school history, King is one of only a handful of players to average in double figures during each of his four seasons ... he ranks as the No. 2 all-time Maryland scorer with 2,058 career points ... his career scoring average of 17.4 points per game is the fifth-best in school history ... 38 points vs. Clemson in 1980 is a Maryland record in ACC Tournament games ... shared the





EIGHT CONSECUTIVE NCAA TOURNAMENTS • 2001 FINAL FOUR

1981 team Most Valuable Player Award with Buck Williams after winning the award outright in 1980 ... was the ACC Player of the Year in 1980 and a first team All-ACC selection again in 1981 ... came to Maryland generally regarded as the nation's top high school recruit, having averaged 38.6 points and 22 rebounds as a high school senior ... picked in the first round, the 10th selection overall, of the 1981 NBA college draft by the New Jersey Nets ... spent nine seasons in the NBA with the Nets, Philadelphia 76ers, San Antonio Spurs and Washington Bullets ... his brother, Bernard, is also a former NBA star and league scoring champion.



Albert King's Career Statistics

YEAR	GP	FGM-FGA	PCT.	FTM-FTA	PCT.	AST	BLK	STL	PF-DQ	REBS-AVG	PTS-AVG
1977-78	28	164-327	.502	53-82	.646	64	11	21	73-3	107-6.7	381-13.6
1978-79	28	191-307	.494	62-81	.755	62	10	30	62-2	146-5.1	444-15.9
1979-80	31	275-497	.553	124-151	.821	86	18	42	86-1	207-6.7	674-21.7
1980-81	31	332-462	.502	95-117	.812	92	11	26	93-3	177-5.7	559-18.0
TOTALS	118	862-1673	.515	334-431	.766	304	50	119	314-9	715-6.1	2058-17.4



JOHN LUCAS

All-America - 1974, 1975, 1976

6-4, Guard
Hometown: Durham, N.C.
Played: 1973-76

A three-time All-America selection who is considered by many as the greatest guard in the history of the Terps' program ... the only Maryland player to earn first team All-ACC honors three times during his career ... the No. 4 all-time Maryland scorer with 2,015 points ... No. 3 on the school's all-time assists list ... during Lucas' career as Maryland's point guard, the Terps enjoyed their best seasons in terms of national finishes ... the Terps finished ranked No. 8 (1973), No. 4 (1974), and No. 5 (1975) in the final Associated Press polls with Lucas at the point ... was also a collegiate All-American in tennis, a sport in which he was a two-time ACC singles champion and earned that same honor in doubles play ... was the No. 1 selection in the 1976 NBA college draft ... played 14 seasons in the NBA with the Rockets, Golden State Warriors, Washington Bullets, San Antonio Spurs, Milwaukee Bucks and Seattle SuperSonics ... after his playing days ended, he was the head coach of the San Antonio Spurs and Philadelphia 76ers, and was named as head coach of the Cleveland Cavaliers in 2001.



John Lucas' Career Statistics

YEAR	GP	FGM-FGA	PCT.	FTM-FTA	PCT.	AST	BLK	STL	PF-DQ	REBS-AVG	PTS-AVG
1973-74	30	190-353	.538	45-64	.703	178	—	—	66-2	83-2.8	435-14.2
1974-75	28	253-495	.511	58-77	.753	159	—	—	73-2	82-2.9	564-20.1
1975-76	28	186-339	.549	97-116	.836	91	—	—	60-0	100-4.2	469-15.9
1975-76	28	233-456	.511	91-117	.778	86	—	—	77-2	109-3.9	557-19.9
TOTALS	110	862-1643	.518	291-374	.778	514	—	—	276-6	374-3.4	2015-18.3

TERP NOTE: John Lucas was an All-America basketball and tennis player while at Maryland. Now he is the head coach of the NBA Cleveland Cavaliers.




TOM McMILLEN

All-America - 1972, 1973, 1974

6-11, Forward
Hometown: Mansfield, Pa.
Played: 1972-74

A team leader both on and off the court ... averaged 20.5 points and 9.8 rebounds during his three-year career ... was selected as a three-time All-American and a three-time Academic All-American ... one of only three Terps to average more than 20 points per game in successive seasons and the only player in school history with a career scoring average above 20 points per game ... led Maryland to the 1972 National Invitation Tournament championship, earning Most Valuable Player honors for the tournament ... played for the United States in the 1972 Olympic Games, where the U.S. earned a silver medal in the controversial game with the Soviets ... played in the NBA for 11 seasons with Buffalo, Atlanta, New York and Washington ... put his professional basketball career on hold one year directly out of college in order to fulfill his Rhodes Scholarship obligations by studying for a year at Oxford ... was elected to the U.S. Congress from Maryland's 4th district in 1986 ... served as Co-Chair of the President's Commission on Physical Fitness.



Tom McMillen's Career Statistics

YEAR	GP	FGM-FGA	PCT.	FTM-FTA	PCT.	AST	BLK	STL	PF-DQ	REBS-AVG	PTS-AVG
1971-72	32	235-428	.549	197-241	.817	33	—	—	67-3	306-9.6	667-20.8
1972-73	29	250-427	.585	116-145	.800	28	—	—	76-3	284-9.8	616-21.2
1973-74	27	214-404	.530	96-126	.762	41	—	—	69-1	269-10.0	524-19.4
TOTALS	88	699-1259	.555	409-512	.799	102	—	—	212-7	859-9.8	1807-20.5



GENESHUE

All-America - 1953, 1954

6-2, Forward
Hometown: Baltimore, Md.
Played: 1952-54

Was the Terps' first high profile basketball star ... earned Converse and Helms Foundation All-American honors as a senior, when he averaged 21.8 points a game ... owns the eighth-best single-season scoring total in school history with 654 points in 1953 ... scored 40 points against Wake Forest in the 1953 Southern Conference tournament ... was selected as the Most Valuable Player of the Tournament ... was the school record holder in career scoring until 1974 ... was the third overall player selected in the 1954 NBA Draft by the Philadelphia Warriors ... was All-Pro twice and a five-time NBA All-Star during his 10-year NBA career with the Warriors, New York Knickerbockers,





EIGHT CONSECUTIVE NCAA TOURNAMENTS • 2001 FINAL FOUR

Ft. Wayne/Detroit Pistons and Baltimore Bullets ... enjoyed a successful career as a head coach in the NBA with the Washington Bullets, Philadelphia 76ers, San Diego and Los Angeles Clippers ... was twice named as the NBA Coach of the Year ... was general manager of the Philadelphia 76ers.

Gene Shue's Career Statistics

YEAR	GP	FGM-FGA	PCT.	FTM-FTA	PCT.	AST	BLK	STL	PF-DQ	REBS-AVG	PTS-AVG
1951-52	21	—	—	—	—	—	—	—	—	224-10.6	—
1952-53	23	176-375	.469	186-223	.700	—	—	—	—	508-22.1	—
1953-54	30	237-469	.505	180-228	.789	—	—	—	—	654-21.8	—
TOTALS	74	—	—	—	—	—	—	—	—	1386-18.7	—



JOESMITH
All-America - 1994, 1995

6-10, Forward/Center
Hometown: Norfolk, Va.
Played: 1994-95

The consensus selection as the 1995 National Collegiate Player of the Year ... earned six National Player of the Year selections overall ... was named the Atlantic Coast Conference Player of the Year ... and UPI third team All-American as a freshman ... he became one of only three sophomores in the history of the conference to earn player of the year honors, joining only NC State's David Thompson and Virginia's Ralph Sampson ... an All-ACC first-team selection in both his freshman and sophomore seasons ... averaged 20.8 points and 10.7 rebounds as a sophomore ... averaged 20.1 points and 10.7 rebounds for his 64-game career — he is one of only five players in school history to average a double/double for his entire career ... the No. 1 overall selection in the 1995 NBA Draft by the Golden State Warriors ... currently a member of the Minnesota Timberwolves.



Joe Smith's Career Statistics

YEAR	GP	FGM-FGA	PCT.	3PM-3PA	PCT.	FTM-FTA	PCT.	AST	BLK	STL	PF-DQ	REBS-AVG	PTS-AVG
1993-94	30	206-395	.522	2-5	.400	168-229	.734	25	93	42	104-7	321-10.7	582-19.4
1994-95	34	245-424	.578	9-21	.429	209-282	.741	40	97	51	87-3	362-10.7	708-20.8
TOTALS	64	451-819	.550	11-26	.423	377-511	.737	65	190	93	193-10	683-10.7	1290-20.1



BUCKWILLIAMS
All-America - 1981

6-8, Center/Forward
Hometown: Rocky Mt., N.C.
Played: 1979-81

An outstanding scorer and extraordinary rebounder, Williams earned All-America honors following his junior season ... entered the NBA following his junior season ... averaged 15.6 points and 11.7 rebounds a game as a junior ... he is the No. 3 rebounder in Maryland history with 928 career rebounds, third only to Len Elmore and Derrick Lewis ... his career average of 10.9 rebounds a game is second best in school history ... he was an equally strong shooter, averaging in double figures in scoring each of his three seasons and registering the school's best-ever career field goal shooting percentage ... his 61.5 percent

mark is the school record ... led the ACC in rebounding as a freshman in 1978-79, was third in 1979-80 and second during the 1980-81 season ... was a member of the 1980 U.S. Olympic team that did not compete in the Moscow Olympic Games ... applied for a hardship waiver into the NBA college draft in 1981 and was selected as the No. 3 player overall by the New Jersey Nets ... named as the NBA Rookie of the Year in 1982 ... played 18 seasons in the NBA with the Nets, Portland Trail Blazers and the New York Knicks.



Buck Williams' Career Statistics

YEAR	GP	FGM-FGA	PCT.	FTM-FTA	PCT.	AST	BLK	STL	PF-DQ	REBS-AVG	PTS-AVG
1978-79	30	120-206	.583	60-109	.550	18	25	29	77-2	323-10.8	300-10.0
1979-80	24	143-236	.606	85-128	.664	27	17	32	87-4	242-10.1	371-15.5
1980-81	31	183-283	.647	116-182	.637	31	29	29	94-4	363-11.7	482-15.5
TOTALS	85	446-725	.615	261-419	.623	76	71	90	258-10	928-10.9	1153-13.6



WALTWILLIAMS
All-America - 1992

6-8, Forward/Guard
Hometown: Temple Hills, Md.
Played: 1989-92

One of the most prolific scorers and most versatile players in the history of the program ... played for the Terps for four seasons despite the opportunity to turn professional early or transfer to another school because of the Terps' NCAA sanctions, and his loyalty to Maryland was one of the key reasons why Maryland was able to field competitive teams during that period ... broke the school record for points in a season as he scored 776 as a senior ... also broke the school record for scoring average with a 26.8 points per game mark ... recorded a national-best seven-game streak of 30 points or more as a senior ... was a finalist for the Wooden and Naismith Player of the Year awards as a senior ...




closed his career as the school's No. 6 all-time scorer with 1,704 points ... totaled 11 games with 30 or more points during his senior season and had 14 such games during his career, the most of any Terp player in history ... scored a career high of 39 points versus Wake Forest in 1992 ... was drafted by the Sacramento Kings in the first round of the NBA college draft, the seventh pick overall, following his senior season ... has played for the Miami Heat, Toronto Raptors, Portland Trail Blazers and Houston Rockets.

Walt Williams' Career Statistics

YEAR	GP	FGM-FGA	PCT.	3PM-3PA	PCT.	FTM-FTA	PCT.	AST	BLK	STL	PF-DQ	REBS-AVG	PTS-AVG
1988-89	26	75-170	.441	7-27	.259	33-53	.623	66	13	33	76-7	92-3.5	190-7.3
1989-90	33	143-296	.483	30-67	.448	104-134	.776	149	34	57	115-7	138-4.2	420-12.7
1990-91	17	109-243	.449	28-95	.295	72-86	.837	91	6	25	51-2	86-5.1	318-18.7
1991-92	29	256-542	.472	89-240	.371	175-231	.758	104	28	60	98-6	162-5.6	776-26.8
TOTALS	105	583-1251	.466	154-479	.359	384-504	.762	410	81	175	340-22	478-4.6	1704-16.2

TEPNOTE: Maryland has had three former Terps enter the NBA Draft prior to their senior seasons: Buck Williams, Joe Smith and Steve Francis.





EIGHT CONSECUTIVE NCAA TOURNAMENTS • 2001 FINAL FOUR

AWARDWINNERS

NATIONAL HONORS

National Player of the Year

Player	Year	Selection Board or Panel
Joe Smith	1995	AP, UPI, Naismith

National Coach of the Year

Coach	Year	Selection Board or Panel
Gary Williams	2001	Playboy

All-Americans

Player	Year	Selection Board or Panel
Louis "Bosey" Berger	1931	HF
	1932 *	CV-1st Team, HF
Gene Shue	1953	CV-2nd Team
	1954	BW-2nd Team, HF
Tom McMillen	1972	CV-2nd Team, AP-3rd Team, UPI-3rd Team
	1973	CV-1st Team, NABC-2nd Team, UPI-2nd Team, AP-3rd Team
	1974	CV-1st Team, NABC-2nd Team, UPI-2nd Team, AP-3rd Team
Len Elmore	1974	CV-1st Team, BW-1st Team, AP-2nd Team, NABC-2nd Team, UPI-2nd Team
John Lucas	1974	AP-2nd Team, CV-2nd Team, NABC-3rd Team
	1975 *	CV-1st Team, NABC-1st Team, UPI-1st Team, BW-1st Team, AP-2nd Team
	1976 *	AP-1st Team, CV-1st Team, UPI-1st Team, BW-1st Team
Albert King	1980	AP-1st Team, CV-2nd Team, NABC-2nd Team, UPI-2nd Team
	1981	UPI-2nd Team, NABC-3rd Team
Charles "Buck" Williams	1981	CV-2nd Team
Len Bias	1985	AP-2nd Team, BW-2nd Team, NABC-2nd Team
	1986 *	AP-1st Team, NABC-1st Team, UPI-1st Team, BW-1st Team
Walt Williams	1992	AP-2nd Team, UPI-2nd Team, BW-2nd Team
Joe Smith	1994	UPI-3rd Team
	1995 *	AP-1st Team, NABC-1st Team, UPI-1st Team, BW-1st Team
Keith Booth	1997	AP-3rd Team, NABC-3rd Team
Steve Francis	1999	BW-2nd Team, AP-2nd Team, NABC-2nd Team, TSN-2nd Team
Juan Dixon	2001	BW-3rd Team, NABC-3rd Team

Academic All-Americans

Player	Year	Selection Board or Panel
Tom McMillen	1972	GTE/CoSIDA-1st Team
Tom McMillen	1973	GTE/CoSIDA-1st Team
Tom McMillen	1974	GTE/CoSIDA-1st Team
Greg Manning	1981	GTE/CoSIDA-2nd Team
Matt Roe	1991	GTE/CoSIDA-1st Team

* Consensus All-Americans are determined by first team selections on a majority of major All-American teams

AP-Associated Press; NABC-Basketball Coaches; BT-Basketball Times; BW-Basketball Writers; CV-Converse; HF-Helms Foundation; TSN-The Sporting News; UPI-United Press International; WD-Wooden Award

ACC HONORS

ACC Player of the Year

1979-80	Albert King
1984-85	Len Bias
1985-86	Len Bias
1994-95	Joe Smith

ACC Rookie of the Year

1978-79	Buck Williams
1993-94	Joe Smith

ACC Coach of the Year

1974-75	Lefty Driesell
1979-80	Lefty Driesell
1997-98	Gary Williams (ACC Athlete Magazine) (College Hoops Illustrated)
1999-00	Gary Williams

All-ACC Selections

1953-54	Gene Shue (1st)
1954-55	Bob Kessler (2nd)
1955-56	Bob Kessler (2nd)
1956-57	Bob O'Brien (2nd)
1957-58	Nick Davis (2nd)
	John Nacincik (2nd)
1958-59	Charles McNeil (2nd)
1959-60	Bob McDonald (2nd)
1960-61	Bob McDonald (2nd)
1962-63	Jerry Greenspan (2nd)
1964-65	Jay McMillen (2nd)
1965-66	Gary Ward (2nd)
1968-69	Will Hetzel (2nd)
1969-70	Will Hetzel (2nd)
1970-71	Jim O'Brien (2nd)
1971-72	Tom McMillen (1st)
	Len Elmore (2nd)
1972-73	Tom McMillen (1st)
	Len Elmore (2nd)
1973-74	Len Elmore (1st)
	John Lucas (1st)
1974-75	John Lucas (1st)
	Owen Brown (2nd)
	Brad Davis (2nd)
	Maurice Howard (2nd)
1975-76	John Lucas (1st)
1976-77	Brad Davis (2nd)
1978-79	Larry Gibson (2nd)
1979-80	Albert King (1st)
	Greg Manning (2nd)
	Buck Williams (2nd)
1980-81	Albert King (2nd)
1982-83	Adrian Branch (2nd)
	Ben Coleman (2nd)
1983-84	Ben Coleman (2nd)
1984-85	Len Bias (1st)
	Adrian Branch (2nd)
1985-86	Len Bias (1st)
1986-87	Derrick Lewis (2nd)
1988-89	Tony Massenburg (3rd)
	Jerrold Mustaf (3rd)
1990-91	Matt Roe (3rd)
1991-92	Walt Williams (1st)

1993-94	Joe Smith (1st)	Adrian Branch (2nd)
	Exree Hipp (HM)	Len Bias (1st)
	Johnny Rhodes (HM)	Keith Gatlin (2nd)
	Duane Simpkins (HM)	Tony Massenburg (1st)
1994-95	Joe Smith (1st)	Walt Williams (2nd)
	Johnny Rhodes (3rd)	Exree Hipp (2nd)
	Keith Booth (HM)	Joe Smith (2nd)
	Exree Hipp (HM)	Keith Booth (2nd)
	Duane Simpkins (HM)	Keith Booth (2nd)
1995-96	Johnny Rhodes (2nd)	Rodney Elliott (2nd)
	Keith Booth (3rd)	Steve Francis (1st)
	Exree Hipp (HM)	Lonny Baxter (1st)
	Duane Simpkins (HM)	Juan Dixon (1st)
1996-97	Keith Booth (1st)	Terence Morris (2nd)
	Laron Profit (HM)	Juan Dixon (1st)
	Rodney Elliott (3rd)	Lonny Baxter (2nd)
1997-98	Laron Profit (3rd)	
	Obinna Ekezie (HM)	
1998-99	Steve Francis (1st)	
	Laron Profit (3rd)	
	Terrell Stokes (HM)	
1999-00	Lonny Baxter (1st)	
	Juan Dixon (1st)	
	Terence Morris (2nd)	
	Steve Blake (HM)	
2000-01	Juan Dixon (1st)	
	Lonny Baxter (2nd)	
	Terence Morris (3rd)	
	Steve Blake (HM)	

ACC Player of the Week

1972-73	Tom McMillen
	Jim O'Brien
1973-74	John Lucas
	Len Elmore
1974-75	Tom Roy (2)
	John Lucas (2)
1975-76	Steve Sheppard
	Maurice Howard
	John Lucas
1977-78	Lawrence Boston
1978-79	Ernest Graham
	Albert King
	Greg Manning
1979-80	Albert King (2)
	Greg Manning
1980-81	Albert King (2)
1982-83	Adrian Branch
	Herman Veal
1983-84	Ben Coleman (2)
	Jeff Adkins
	Adrian Branch
1984-85	Len Bias
	Adrian Branch
1985-86	Len Bias (2)
1986-87	Derrick Lewis
1987-88	Derrick Lewis
1988-89	John Johnson
1989-90	Tony Massenburg
1991-92	Walt Williams
1992-93	Kevin McLinton
1994-95	Joe Smith (2)
	Johnny Rhodes
1995-96	Keith Booth
	Johnny Rhodes
1996-97	Keith Booth (2)
1997-98	Saranas Jasikevicius
1998-99	Steve Francis (2)
1999-00	Laron Profit
	Lonny Baxter
	Juan Dixon (2)
2000-01	Terence Morris
	Lonny Baxter
	Juan Dixon (2)
	Ernest Graham (1st)
	Buck Williams (2nd)
1981	Albert King (1st)
	Buck Williams (1st)
	Ernest Graham (2nd)
1984	Len Bias (1st, MVP)
	Ben Coleman (1st)

ACC Rookie of the Week

1970-71	Jim O'Brien (2)
	Darrell Brown
	Howard White
1971-72	Tom McMillen (4)
	Len Elmore

TEAR NOTE: Maryland is home to 13 All-Americans, three Academic All-Americans, one national player of the year, and one national coach of the year.



EIGHT CONSECUTIVE NCAA TOURNAMENTS • 2001 FINAL FOUR

- 1972-73 John Lucas (2)
- 1974-75 Brad Davis (3)
- Steve Sheppard
- 1975-76 Larry Gibson
- Lawrence Boston
- 1976-77 Bill Bryant (2)
- Mike Davis
- Jo Jo Hunter
- 1977-78 Greg Manning (2)
- Albert King
- 1978-79 Buck Williams (3)
- 1981-82 Adrian Branch (3)
- 1982-83 Ben Coleman (2)
- 1983-84 Keith Gatlin
- 1984-85 Derrick Lewis (3)
- 1985-86 John Johnson
- 1986-87 Teyon McCoy (2)
- Steve Hood
- 1987-88 Brian Williams (2)
- 1988-89 Jerrod Mustaf (3)
- 1990-91 Garfield Smith
- 1992-93 Exree Hipp (2)
- Johnny Rhodes (2)
- 1993-94 Joe Smith (6)
- 1999-00 Tahj Holden

- 1976-77 Steve Sheppard
- Brian Magid
- 1978-79 Greg Manning
- 1979-80 Greg Manning
- 1980-81 Greg Manning
- 1983-84 Charles Driesell
- 1984-85 Charles Driesell
- 1990-91 Matt Roe
- 1994-95 Kurtis Shultz
- 1996-97 Matt Kovarik
- 1998-99 Mike Mardesich
- 1999-00 Mike Mardesich
- 2000-01 Byron Mouton

- 1971-72 Darrell Brown
- 1972-73 John Lucas
- 1973-74 Owen Brown
- 1974-75 Maurice Howard
- 1975-76 Brad Davis
- 1976-77 Lawrence Boston
- 1977-78 Greg Manning
- 1978-79 Ernest Graham
- 1979-80 Taylor Baldwin
- 1980-81 Steve Rivers
- 1981-82 Charles Pittman
- 1982-83 Len Bias
- 1983-84 Terry Long
- 1984-85 Jeff Baxter

- 1985-86 Rob Horst
- 1986-87 Tony Massenburg
- 1987-88 Cedric Lewis
- 1988-89 Kevin McLinton
- 1989-90 Evers Burns
- 1990-91 Chris Kerwin
- 1992-93 Mario Lucas
- 1993-94 Duane Simpkins
- 1994-95 Wayne Bristol
- 1996-97 Obinna Ekezie

- 1969-70 Rod Horst
- 1970-71 Barry Yates
- 1971-72 Len Elmore
- 1972-73 Len Elmore
- 1973-74 Len Elmore
- 1974-75 Tom Roy
- 1975-76 Lawrence Boston
- 1976-77 Larry Gibson
- 1977-78 Larry Gibson
- 1978-79 Buck Williams
- 1979-80 Buck Williams
- 1980-81 Buck Williams
- 1981-82 Herman Veal
- 1982-83 Ben Coleman
- 1983-84 Ben Coleman
- 1984-85 Len Bias
- 1985-86 Len Bias
- 1986-87 Derrick Lewis
- 1987-88 Derrick Lewis
- 1988-89 Tony Massenburg
- 1989-90 Tony Massenburg
- 1990-91 Cedric Lewis
- 1991-92 Evers Burns
- 1992-93 Evers Burns
- 1993-94 Joe Smith
- 1994-95 Joe Smith
- 1995-96 Keith Booth
- 1996-97 Keith Booth
- 1997-98 Rodney Elliott
- 1998-99 Terence Morris
- 1999-00 Lonny Baxter
- 2000-01 Terence Morris

- 1989-90 Walt Williams
- 1990-91 Kevin McLinton
- 1991-92 Kevin McLinton
- 1992-93 Kevin McLinton
- 1993-94 Duane Simpkins
- 1994-95 Duane Simpkins
- 1995-96 Duane Simpkins
- 1996-97 Terrell Stokes
- 1997-98 Terrell Stokes
- 1998-99 Terrell Stokes
- 1999-00 Steve Blake
- 2000-01 Steve Blake

- 1989-90 Cedric Lewis
- 1991-92 Matt Downing
- 1992-93 Chris Kerwin

SCHONORS

All-Southern Conference

- 1930-31 Bosey Berger
- Ed Ronkin
- 1932-33 Rufus Vincent
- 1935-36 Bernie Buscher
- Vic Willis
- 1937-38 George Knepley
- 1938-39 George Knepley
- Eddie Johnson
- George DeWitt
- 1944-45 Jack Flynn
- 1948-49 Lee Brawley

All-Southern Conference Tournament

- 1931 Bosey Berger
- Ed Ronkin
- 1939 George Knepley
- 1945 Jack Flynn
- 1951 Dick Koffenberger
- 1953 Gene Shue (MVP)

ACADEMIC HONORS

Phi Beta Kappa

- 1978-79 Eric Shrader

NCAA Post-Graduate Scholarship

- 1970 Tom Milroy (alt.)
- 1974 Tom McMillen
- 1981 Greg Manning
- 1991 Matt Roe

All-ACC Academic

- 1966-67 Jay McMillen
- 1968-69 Tom Milroy
- 1971-72 Tom McMillen
- 1972-73 Tom McMillen
- 1973-74 Tom McMillen

Scholar-Athlete Award

- 1989-90 Matt Roe
- 1990-91 Matt Roe
- 1991-92 Vince Broadnax
- 1992-93 Kurtis Shultz
- 1993-94 Kurtis Shultz
- 1994-95 Matt Raydo
- 1995-96 Matt Kovarik
- 1996-97 Matt Kovarik
- 1997-98 Matt Kovarik
- 1998-99 Matt Hahn
- 1999-00 Matt Hahn
- 2000-01 Mike Mardesich

TEAM HONORS

Most Valuable Player

- 1969-70 Rod Horst
- 1970-71 Barry Yates
- 1971-72 Len Elmore
- 1972-73 Tom McMillen
- 1973-74 Tom McMillen
- 1974-75 John Lucas
- 1975-76 Maurice Howard
- 1976-77 Larry Gibson
- 1977-78 Larry Gibson
- 1978-79 Larry Gibson
- 1979-80 Albert King
- 1980-81 Albert King
- 1981-82 Adrian Branch
- 1982-83 Adrian Branch
- 1983-84 Ben Coleman
- 1984-85 Ben Coleman
- 1985-86 Len Bias
- 1986-87 Len Bias
- 1986-87 Derrick Lewis
- 1987-88 Derrick Lewis
- 1988-89 Tony Massenburg
- 1989-90 Tony Massenburg
- 1990-91 Matt Roe
- 1991-92 Walt Williams
- 1992-93 Kevin McLinton
- 1993-94 Joe Smith
- 1994-95 Joe Smith
- 1995-96 Johnny Rhodes
- 1996-97 Keith Booth
- 1997-98 Rodney Elliott
- 1998-99 Steve Francis
- 1999-00 Terence Morris
- 2000-01 Terence Morris

Most Improved Player

- 1969-70 Sparky Still
- 1970-71 Jim O'Brien

Alvin Aubinoe Greatest Career Contribution

- 1969-70 Will Hetzel
- 1970-71 Jay Flowers
- 1971-72 Charlie Blank
- 1972-73 Jim D'Brien
- 1973-74 Tom McMillen
- 1974-75 Billy Hahn
- 1975-76 John Lucas
- 1976-77 John Pavlos, Mgr.
- 1977-78 Lawrence Boston
- 1978-79 Larry Gibson
- 1979-80 John Binney
- 1980-81 Albert King
- 1981-82 Dutch Morley
- 1982-83 Adrian Branch
- 1983-84 Jeff Adkins
- 1984-85 Charles Driesell
- 1985-86 Len Bias
- 1986-87 *not awarded*
- 1987-88 Derrick Lewis
- 1988-89 Dave Dickerson
- 1989-90 Tony Massenburg
- 1990-91 Cedric Lewis
- 1991-92 Walt Williams
- 1992-93 Evers Burns

Newcomer of the Year

- 1987-88 Brian Williams
- 1988-89 Jerrod Mustaf
- 1989-90 Evers Burns
- 1990-91 Garfield Smith
- 1991-92 John Walsh
- 1992-93 Exree Hipp
- Johnny Rhodes

Coaches' Award

- 1989-90 Jerrod Mustaf
- 1990-91 Cedric Lewis
- 1991-92 Garfield Smith
- 1992-93 Kurtis Shultz

Buck Williams/Len Elmore Rebounding Award*

- 1969-70 Rod Horst
- 1970-71 Barry Yates
- 1971-72 Len Elmore
- 1972-73 Len Elmore
- 1973-74 Len Elmore
- 1974-75 Tom Roy
- 1975-76 Lawrence Boston
- 1976-77 Larry Gibson
- 1977-78 Larry Gibson
- 1978-79 Buck Williams
- 1979-80 Buck Williams
- 1980-81 Buck Williams
- 1981-82 Herman Veal
- 1982-83 Ben Coleman
- 1983-84 Ben Coleman
- 1984-85 Len Bias
- 1985-86 Len Bias
- 1986-87 Derrick Lewis
- 1987-88 Derrick Lewis
- 1988-89 Tony Massenburg
- 1989-90 Tony Massenburg
- 1990-91 Cedric Lewis
- 1991-92 Evers Burns
- 1992-93 Evers Burns
- 1993-94 Joe Smith
- 1994-95 Joe Smith
- 1995-96 Keith Booth
- 1996-97 Keith Booth
- 1997-98 Rodney Elliott
- 1998-99 Terence Morris
- 1999-00 Lonny Baxter
- 2000-01 Terence Morris

Bud Millikan Defensive Player of the Year

- 1990-91 Vince Broadnax
- Cedric Lewis
- 1991-92 Vince Broadnax
- 1992-93 Kevin McLinton
- 1993-94 Johnny Rhodes
- 1994-95 Exree Hipp
- Joe Smith

Mr. Hustle Award

- 1989-90 Vince Broadnax
- 1990-91 Vince Broadnax
- 1991-92 Chris Kerwin
- 1992-93 Mike Thibeault
- 1993-94 Keith Booth
- 1994-95 Matt Raydo

Outstanding Free Throw Shooter

- 1989-90 Walt Williams
- 1990-91 Walt Williams
- 1991-92 Kevin McLinton
- 1992-93 Kevin McLinton
- 1993-94 Duane Simpkins
- 1994-95 Duane Simpkins
- 1995-96 Duane Simpkins
- 1996-97 Sarunas Jasikevicius
- 1997-98 Sarunas Jasikevicius
- 1998-99 Juan Dixon
- 1999-00 Juan Dixon
- 2000-01 Juan Dixon

Most Improved Free Throw Shooter

- 1996-97 Rodney Elliott
- 1997-98 Obinna Ekezie

Most Assists Award

- 1989-90 Walt Williams
- 1990-91 Kevin McLinton
- 1991-92 Kevin McLinton
- 1992-93 Kevin McLinton
- 1993-94 Duane Simpkins
- 1994-95 Duane Simpkins
- 1995-96 Duane Simpkins
- 1996-97 Terrell Stokes
- 1997-98 Terrell Stokes
- 1998-99 Terrell Stokes
- 1999-00 Steve Blake
- 2000-01 Steve Blake

Senior Award

- 1990-91 Cedric Lewis
- 1991-92 Matt Downing
- 1992-93 Chris Kerwin

Career Achievement Award

- 1998-99 Laron Profit

Maryland Basketball Service Award

- 1997-98 Jack Zane
- 1998-99 Johnny Holliday
- 1999-00 Jack Heise
- 2000-01 Marv Perry

Chevrolet Scholarship MVP Awards

- 1982-83 Adrian Branch vs. Houston
- Ben Coleman vs. Notre Dame
- 1983-84 Jeff Adkins vs. Boston College
- Herman Veal vs. Boston College
- Keith Gatlin vs. North Carolina
- Adrian Branch vs. Virginia
- 1989-90 Jesse Martin vs. Duke
- 1993-94 Joe Smith vs. St. Louis
- Joe Smith vs. Massachusetts
- Keith Booth vs. Michigan
- 1994-95 Exree Hipp vs. Gonzaga
- Joe Smith vs. Texas
- Johnny Rhodes vs. Connecticut
- 1995-96 Johnny Rhodes vs. Santa Clara
- 1996-97 Keith Booth vs. Charleston
- 1997-98 Rodney Elliott vs. Utah State
- 1997-98 Sarunas Jasikevicius vs. Illinois
- Rodney Elliott vs. Arizona

- 1998-99 Terence Morris vs. Valparaiso
- Terence Morris vs. Creighton
- Terence Morris vs. St. John's
- 1999-00 Terence Morris vs. Iona
- Lonny Baxter vs. UCLA
- 2000-01 Lonny Baxter at North Carolina
- Drew Nicholas vs. Virginia
- Bryon Mouton vs. George Mason
- Juan Dixon vs. Georgia State
- Lonn Baxter vs. Georgetown
- Lonny Baxter vs. Stanford
- Juan Dixon vs. Duke

2001-02 Maryland Basketball • HONORS AND HISTORY

TEXT NOTE: Lanny Baxter and Juan Dixon shared last season's Team MVP award.



'94

'95

'96

'97

'98

'99

'00

'01

EIGHT CONSECUTIVE NCAA TOURNAMENTS • 2001 FINAL FOUR

ALL-TIME ROSTER

2001-02 MARYLAND BASKETBALL • HONORS AND HISTORY

166

Acito, Joseph, 1944
 Adams, Donald, 1926-77-28
 Adkins, Jeff, 1982-83-84-85
 Allen, John, 1929
 Allen, Benjamin, 1936-37
 Archer, Rudy, 1988
 Anderson, Mike, 1990
 Andorka, William, 1935
 Arnsworthy, Frank, 1949-50
 Auslander, Brian, 1969, 71
 Avery, John, 1966-67-68

Badu, Earl, 2000-01
 Baitz, Edward, 1942-43
 Baker, Harmon, 1925
 Balachow, David, 1945
 Baldwin, Taylor, 1979-80-81-82
 Barton, Joseph, 1962
 Baxter, Jeff, 1983-84-85-86
 Baxter, Lonny, 1999-00-01
 Beamer, Francis, 1938-39
 Beatty, William, 1924-25-26
 Bechtle, Gerald, 1958-59-60
 Behr, Samuel, 1945
 Berger, Louis, 1930-31-32
 Sengoechea, Adam, 1938-39-40
 Berlin, H.S., 1918-19
 Bias, Leonard, 1983-84-85-86
 Biliney, John, 1977-78-79-80
 Blake, Steve, 2000-01
 Sliank, Charles, 1970-71-72
 Blumberg, Norman, 1960-61
 Boddell, Bob, 1971-72-73
 Body, Robert, 1971-72-73
 Boland, Samuel, NA
 Booth, Keith, 1994-95-96-97
 Bosley, Robert, 1945
 Bosnic, Nick, 1994
 Boston, Lawrence, 1976-77-78
 Bowie, William, 1936-37
 Boyd, Arthur, 1925-26-27
 Boyle, John, 1975-76
 Branch, Adrian, 1982-83-84-85
 Brawley, C. Lee, 1949-50-51-52
 Brayton, Neil, 1964-65-66
 Brenner, John, 1942
 Bristol, Wayne, 1992-93-94-95
 Broadnax, Vince, 1989-90-91
 Brooks, Ronald, 1952-53-54
 Brown, Darrell, 1971-72-73
 Brown, Owen, 1973-74-75
 Brown, William, 1936-37
 Bryant, Bernard, 1935
 Bryant, William, 1936-37
 Bryant, William, 1977-78
 Buckley, John, 1945
 Bunge, Al, 1958-59-60
 Burch, Samuel, 1943
 Burger, Joseph, 1924-25
 Burns, Evers, 1990-91-92-93
 Burton, Tim, 1984-85-86-87
 Buscher, Alton, 1932-33-34
 Buscher, Bernard, 1934-35-36
 Butler, Jay, 1953



JEFF ADKINS



JEFF BAXTER

Campbell, William, 1945
 Cardwell, Lee, 1925-26
 Carlson, Phillip, 1963-64-65
 Carpenter, Conrad, 1962-63
 Carter, Harold, 1934
 Cartwright, Mark, 1972
 Cephas, LaRon, 1998-99-00-01
 Chalmers, George, 1930-31-32
 Chamberlain, Kevin, 1990
 Chase, Spencer, 1932-33-34
 Chong, Eddie, 1989-90
 Chronister, Jon, 1991-92
 Clark, Jackie, 1964-65-66
 Cohen, Morris, 1932
 Cole, Kenneth, 1913-14
 Coleman, Ben, 1983-84
 Collins, James, 1938
 Connelly, Thomas, 1951
 Crawford, Mark, 1977
 Crescenze, Edward, 1948
 Crosthwait, Samuel, 1927
 Cutler, Robert, 1958

Daly, Edward, 1935
 Danko, Eugene, 1958-59
 Davis, Brad, 1975-76-77
 Davis, Mike, 1977-78
 Davis, Nick, 1956-57-58
 Davis, Todd, 1990-91-92
 Day, S.E., 1913
 Dean, Thurston, 1927-28-29
 Darstne, R.S., 1914
 DeCosmo, Michael, 1964-65
 Dewitt, George, 1939-40
 Dickerson, David, 1986-87-88-89
 Diffie, Granville, 1950
 Diliworth, Robert, 1953-54-55
 Dixon, Juan, 1999-00-01
 Downing, Matt, 1991-92
 Drescher, Richard, 1967-68
 Driesell, Charles, 1982-83-84-85
 Dudley, Aaron, 1991-92
 Dunlap, Howard, 1956
 DuVali, Mearle, 1940, 1942
 Dyer, Harold, 1934

Edwards, John, 1946-47-48-49
 Eicher, Robert, 1961-62-63
 Eiseeman, John, 1918-19
 Ekezie, Obinna, 1996-97-98-99
 Elliott, Rodney, 1995-96-97-98
 Elmore, Len, 1972-73-74
 Englebret, Erwin, 1944
 Ensor, Lionel, 1924-25-26
 Eskin, Neal, 1981-82-83-84
 Etienne, Max, 1989-90
 Evans, Warren, 1933
 Evans, William, 1928-29-30
 Everett, Robert, 1953-54-55



BEN COLEMAN



MIKE DAVIS



MAX ETIENNE

Faber, John, 1924-25-26-27
 Farmer, Edward, 1983
 Farrell, Shawn, 1978
 Fellows, Frank, 1951, 1953
 Fennel, E.O., 1944
 Ferguson, Scott, 1962-63-64
 Fetters, Robert, 1941-42
 Fern, Gustav, 1957
 Fields, Norman, 1996-97-98-99
 Finniff, Doug, 1991
 Flowers, Jay, 1970
 Flynn, John, 1944-45-46
 Fothergill, Mark, 1980, 82-83-84
 Francis, Steve, 1999
 Franklin, James, 1964-65-66
 Franklin, William, 1965-66
 Fuqua, Frank, 1955

Garrett, Ashton, 1941
 Gatlin, Keith, 1984-85-86, 88
 Gaylor, Robert, 1929-30
 Gibson, Lawrence, 1976-77-78-79
 Gilbert, H.D., 1919
 Gilmore, Jack, 1941
 Glassner, John, 1946
 Gordley, Larry, 1972
 Graham, Ernest, 1978-79-80-81
 Greco, Ralph, 1952-53-54
 Greenspan, Gerald, 1961-62-63
 Gregg, David, 1986
 Groves, John, 1924
 Guckeyson, Bill, 1935, 37

Hahn, Matt, 1997-98-99-00
 Hahn, Billy, 1974-75-76
 Hall, Irving, 1924
 Halleck, James, 1957-58-59
 Hammerlund, Robert, 1937
 Hankin, Robert, 1950
 Hardiman, Robert, 1955-56-57
 Harrington, Joseph, 1965-66-67
 Hart, Robert, 1978-79
 Hathaway, Jeff, 1978-79
 Headley, Coleman, 1938
 Heagy, Al, 1928-29-30
 Heatley, Jack, 1945
 Heil, George, 1940
 Heise, John, 1946-47
 Henderson, David, 1977, 1979-80
 Hess, Harry, 1930-31
 Hetzel, Fred, 1928-29-30
 Hetzel, Will, 1968-69-70
 Hilden, Charles, 1968-69-70
 Hipp, Exree, 1993-94-95-96
 Hisle, John, 1932
 Hite, Kelly, 1997
 Hoffercker, Thomas, 1945



JOHN FLYNN



KEITH GATLIN



PETE HOLBERT

Holbert, Peter, 1981-82-83-84
 Holden, Tahj, 2000-01
 Hood, Steve, 1987-88
 Horn, Hechert, 1942
 Horst, Rod, 1968-69-70
 Horton, Frank, 1992
 Housley, Samuel, NA
 Howard, Maurice, 1973-74-75-76
 Hughes, Harry, 1946
 Huntemann, Charles, 1913-14
 Hunter, Jo Jo, 1977-78

Jackson, William, 1951
 Jackson, Reggie, 1979-80-81-82
 Jaeck, Paul, 1945
 James, Robert, 1942-43
 Jarmoska, George, 1941
 Jaskevicius, Sarunas, 1995-96-97-98
 Jelus, Paul, 1960-61-62
 Johnson, Edward, 1937-38-39
 Johnson, James, 1951-52
 Johnson, John, 1986-87-88-89
 Johnson, Julius (Pete), 1967-68-69
 Jones, Thomas, 1985-86
 Jones, William, 1966-67-68
 Judd, Donny, 1994-95

Kaluzienski, Matt, 1989-90
 Kann, R.S., 1918
 Kaplan, Zev, 1955
 Karver, Mark, 1987-88
 Kassel, Steve, 1979-80-81
 Kasoff, Mitch, 1987-88-89-90
 Kebeck, Steve, 1970-71
 Keene, Robert, 1946
 Keller, Charles, 1935-36-37
 Kelleher, Charles, 1960-61-62
 Kerwin, Chris, 1992-93
 Kessler, Robert, 1954-55-56
 King, Albert, 1978-79-80-81
 Kinsman, James, 1943
 Knepley, George, 1937-38-39
 Knepley, Robert, 1942
 Knode, Robert, 1919
 Koffenberger, Dick, 1950-51-52
 Kovarik, Matt, 1994-95-97-98
 Krukar, Pete, 1958-59-60


Ladd, Robert, 1957
 Lake, William, 1946
 Lann, Alvin, 1948, 50
 King, Victor, 1954
 Levin, Julius, 1933
 Levin, Morris, 1952-53
 Levine, Frank, 1933
 Lewis, Cedric, 1988-89-90-91
 Lewis, Derrick, 1985-86-87-88



WILLIAM JONES



CHRIS KERWIN



CEDRIC LEWIS

TECHNOTE: Billy Jones inked a scholarship with Maryland in 1965 to become the first black basketball player in ACC history. He was followed one year later by Pete Johnson.



EIGHT CONSECUTIVE NCAA TOURNAMENTS • 2001 FINAL FOUR

Lewis, Robert, 1964
Linkous, Fred, 1926-27-28
Long, Terry, 1984-85-86
Lucas, John, 1973-74-75-76
Lucas, Mario, 1993-94-95-96
Luney, William, NA

Newsome, John, 1975-76
Nicholas, Drew, 2000-01
Nofsinger, Michael, 1960-61-62
Norris, John, 1930-31-32
Nuttie, Byron, 1943

Shultz, Kurtis, 1992-93-94-95
Shumate, John, 1947
Siegrist, Ronald, 1948-49
Simpkins, Duane, 1993-94-95-96
Simms, Harvey, 1939

Smallwood, Lawrence, 1928-29
Smith, Atman, 1997-98
Smith, Bernard, 1948-49-50
Smith, Garfield, 1991-92
Smith, Joe, 1994-95
Snyder, Robert, 1933-34
Sotheron, Norwood, 1934-35
Stasiulis, William, 1961-62-63



GARY WILLIAMS

Steiner, Carlton, 1942
Steinman, Edward, 1964
Stevens, James, 1918
Stevens, Myron, 1925-26-27
Stieber, Fred, 1933
Still, James, 1970-71
Stobaugh, Richard, 1969
Stokes, Terrell, 1996-97-98-99
Stone, Junior, 1918-19
Strachan, John, 1951
Suder, George, 1964
Suit, Jack, 1941
Sullivan, William, 1969
Supplee, William, 1924-25-26
Sweeney, Daniel, 1963
Swetnam, Stan, 1974

Taylor, Richard, 1949
Thibeault, Mike, 1991-92-93
Thomas, Fred, 1936-37
Thurston, Robert, 1955
Tillman, James, 1976-77
Tomlinson, Chris, 1992-93-94-95
Travis, Ernest, 1942-43
Trimble, Japeth, 1972, 74
Troell, Walter, 1924-25-26
Truax, Terry, 1967-68
Tull, J.J., 1914
Turyn, Victor, 1946-47
Tuschak, Richard, 1944



ERNEST TRAVIS

Ullman, Bernard, 1941
Vannais, Leon, 1940
Veal, Herman, 1981-82-83-84
Vincent, J.M., 1914
Vincent, Rufus, 1932-33-34



HERMAN VEAL

Zalesak, Emanuel, 1924
Zimmerman, James, 1935
Zizakovic, Lubo, 1993

Note: This list includes players which appeared on rosters as well as some managers.

M

MacDonald, Jan, 1968
Mack, Charles, 1949-50
Madigan, George, 1928-29-30
Magid, Brian, 1976-77
Manis, George, 1951-52-53
Manning, Greg, 1978-79-80-81
Mardesch, Mike, 1998-99-00-01
Marshall, Alfred, NA
Marshall, Ted, 1960-61-62
Martin, Jesse, 1989-90
Massenburg, Tony, 1986, 1988-89-90
May, Charles, 1930-31-32
Mayolo, Vinny, 1982-83-84-85-86
Mays, H.W., 1911
McCall, Calvin, 2000-01
McCarthy, John, 1936-37-38
McCoy, Leyon, 1987-88, 90
McCudy, Bruce, 1949
McDonald, Robert, 1959, 61
McDonald, Leib, 1941
McGinnis, Wayne, 1957
McHale, Richard, 1971
McClinton, Kevin, 1990-91-92-93
McMillen, Jay, 1965-66-67
McMillen, Thomas, 1972-73-74
McNeil, Charles, 1958-59
McWilliams, Samuel, 1963-64
Mercer, Alvin, 1973-74
Mena, James, 1956
Michelson, Sheldon, 1967-68
Miller, Danny, 1999-00-01
Miller, Thomas, 1966
Milroy, Thomas, 1968-69-70
Mobus, Paul, 1936-37
Mondorf, Pershing, 1939-40
Mont, Thomas, 1942-43, 47
Moore, Dwight, 1953
Moore, Perry, 1956-57-58
Moran, Donald, 1951-52-53
Morin, Matt, 1990-91-92
Morley, Greg 'Dutch', 1979-80-81-82
Morris, Alan, 1972-73
Morris, John, 1932
Morris, Terence, 1998-99-00-01
Morris, William, 1913-14
Mouton, Byron, 2001
Mueller, Richard, 1964
Mullitz, Milton, 1937-38, 40
Murphy, William, 1957-58-59
Murray, Robert, 1947-48-49, 55
Mustaf, Jerrod, 1989-90



JAY MILLEN

O

O'Brien, Jan, 1971-72-73
O'Brien, Robert, 1955-56-57
Ochsmeiter, Eugene, 1939-40-41
Palmer, Bryan, 1983, 85
Parker, Alvin, 1924
Patton, Chris, 1975-76
Pavlos, John, 1975-76-77
Peck, Malvin, 1944, 47
Peebles, Irving, 1924
Petrovic, Nemanja, 1993
Pinocci, Peter, 1946
Pittman, Charles, 1981-82
Pitzer, John, 1930-31
Poling, William, 1946
Porac, Richard, 1972-73-74
Prins, Curtis, 1957
Profit, Laron, 1996-97-98-99



JIM O'BRIEN



BRYAN PALMER

R

Radice, Julius, 1928-29-30
Ready, Michael, 1919
Rainge, Alan, 1992
Raydo, Matt, 1994-95-96-97
Rea, William, 1938-39-40
Reyes, Andre, 1987
Rhodes, Johnny, 1993-94-95-96
Rivers, Steve, 1981-82-83
Robinson, Jonathan, 1980-81
Roe, Matt, 1991
Ronkin, Edward, 1930-31-32
Rooney, Patrick, 1930
Roy, Thomas, 1973-74-75



MATT ROE

S


Sandbower, John, 1954-55-56
Sanders, Harvey, 1970
Schaules, Charles, 1955-56
Scheele, Thomas, 1935
Schmidt, Francis, 1933
Schroeder, David, 1961
Schuerholz, Donald, 1942-43, 47
Schultz, Logan, 1938
Shaffer, Richard, 1939
Shanahan, Gerry, 1960
Sheppard, Steve, 1975-76-77
Shrader, Eric, 1977-78-79
Shue, Gene, 1952-53-54



STEVE SHEPPARD


N

Nacincik, John, 1956-57-58
Nakannua, Jeff, 1973
Nared, Greg, 1986-87-88-89
Neal, John, 1971-72
Nevin, Phil, 1987



GREG NARED

NOTE: Jim O'Brien's last second shot as a sophomore in 1971 helped Maryland upend No. 2-ranked South Carolina in a famous slow-down game which featured a 31-30 final score.





EIGHT CONSECUTIVE NCAA TOURNAMENTS • 2001 FINAL FOUR

ALL-TIME STATISTICS

Year	Name	G	MIN	FG	FGA	PCT	3PT	3PA	PCT	FT	FTA	PCT	OR	TR	AVG	AST	TO	PF	STL	BLK	PTS	AVG
81-85	Adkins, Jeff	128	3407	392	836	46.9	22	54	40.7	193	285	67.7	0	310	2.4	360	0	299	110	32	999	7.8
59-60	Alpert, Steve	6	-	2	5	40.0	0	0	0.0	0	0	0.0	0	1	0.2	0	0	0	0	0	0	4.0
89-90	Anderson, Mike	25	248	13	40	32.5	2	12	16.7	26	36	72.2	5	23	0.9	34	42	32	9	0	54	2.2
87-85	Archer, Rudy	31	1070	134	310	43.2	48	122	39.3	77	100	77.0	15	75	2.4	172	86	48	38	2	393	12.7
53-54	Atchison, Ken	6	-	0	2	0.0	0	0	0.0	0	0	0.0	0	0	0.0	0	0	0	0	0	0	0.0
65-68	Avery, John	59	-	117	248	47.2	0	0	0.0	50	67	74.6	0	68	1.2	0	59	0	0	0	284	4.8
99-01	Badu, Earl	6	7	0	1	0.0	0	0	0.0	0	0	0.0	0	1	0.3	1	1	0	0	0	0	0.0
78-82	Baldwin, Taylor	4	26	75	123	61.0	0	0	0.0	49	77	63.6	0	167	2.0	20	0	129	5	50	199	2.4
61-64	Barton, Joe	38	-	44	101	43.6	0	0	0.0	30	47	63.8	0	109	2.9	0	0	71	0	0	118	3.1
82-86	Baxter, Jeff	118	1733	214	461	46.4	6	15	40.0	117	161	72.7	0	116	1.0	196	0	138	46	3	551	4.7
98-01	Baxter, Lorry	103	2367	519	933	55.6	3	4	75.0	284	482	58.9	267	710	6.9	68	149	305	86	158	1325	12.9
96-01	Bechtel, Johnny	71	-	230	555	41.4	0	0	0.0	153	214	71.5	0	260	3.7	0	0	0	0	0	613	8.6
82-86	Bias, Len	31	4302	838	1562	53.6	3	11	27.3	470	591	79.5	0	745	5.7	168	0	332	84	87	2149	16.4
76-90	Binley, John	88	-	59	133	44.4	0	0	0.0	34	73	46.6	0	197	2.2	41	0	132	28	20	152	1.7
99-01	Blake, Steve	71	2150	169	419	40.3	74	196	37.8	80	114	70.2	42	214	3.0	462	238	163	128	17	492	6.9
69-72	Blank, Charlie	70	-	185	389	47.6	0	0	0.0	63	96	65.6	0	246	3.5	58	0	124	0	0	433	6.2
70-73	Bodell, Bob	88	-	204	387	52.7	0	0	0.0	157	217	72.4	0	228	2.6	241	0	141	0	0	565	6.4
93-97	Booth, Keith	126	3869	589	1291	45.6	22	105	21.0	576	824	69.9	326	916	7.3	296	403	407	193	72	1776	14.1
93-94	Bosnic, Nick	28	227	31	75	41.3	8	23	34.8	12	17	70.6	14	41	1.5	13	18	25	8	4	82	2.9
75-78	Boston, Lawrence	2	-	438	760	57.6	0	0	0.0	131	191	68.6	0	629	7.7	67	0	261	44	48	1007	12.3
73-74	Bowen, Bob	8	-	0	4	0.0	0	0	0.0	0	0	0.0	0	0	0.0	0	0	0	0	0	0	0.0
73-76	Boyle, John	44	-	9	25	36.0	0	0	0.0	2	7	28.6	0	30	0.7	2	14	0	0	0	20	0.5
81-85	Branch, Adrian	13	4179	767	1579	48.6	29	81	35.8	454	607	74.8	0	546	4.4	292	0	372	110	50	2017	16.4
63-66	Brayton, Neil	76	-	278	652	42.6	0	0	0.0	157	207	75.8	0	344	4.5	0	0	270	0	0	713	9.4
91-95	Bristol, Wayne	100	763	87	224	38.8	31	101	30.7	60	102	58.8	51	101	1.0	60	53	82	33	9	265	2.6
88-92	Broadnax, Vince	101	2178	210	429	49.0	0	1	0.0	176	242	72.7	137	298	3.0	204	141	207	88	8	596	5.9
53-54	Brooks, Ronnie	30	-	29	86	33.7	0	0	0.0	24	40	60.0	0	0	0.0	0	0	0	0	0	82	2.7
64-65	Brotman, Don	7	-	2	8	25.0	0	0	0.0	4	5	80.0	0	2	0.3	0	0	9	0	0	8	1.1
70-73	Brown, Darrell	76	-	148	300	49.3	0	0	0.0	62	100	62.0	0	220	2.9	61	0	108	0	0	358	4.7
66-68	Brown, Larry	6	-	0	2	0.0	0	0	0.0	0	0	0.0	0	1	0.2	0	0	0	0	0	0	0.0
72-75	Brown, Owen	87	-	335	690	48.6	0	0	0.0	118	159	74.2	0	440	5.1	68	0	204	0	0	788	9.1
76-79	Bryant, Bill	55	-	160	353	45.3	0	0	0.0	91	125	72.8	0	129	2.3	97	0	90	37	18	411	7.5
57-60	Bunge, Al	75	-	339	842	40.3	0	0	0.0	257	389	66.1	0	795	10.6	0	0	0	0	0	935	12.6
89-93	Burns, Evers	113	2548	545	1092	49.9	1	4	25.0	224	365	61.4	261	634	5.6	101	170	288	114	64	1315	11.5
62-65	Carlson, Phil	62	-	119	258	46.1	0	0	0.0	62	108	57.4	0	213	3.4	0	0	82	0	0	300	4.8
60-63	Carpenter, Connie	58	-	103	239	43.1	0	0	0.0	30	40	75.0	0	105	1.8	0	0	28	0	0	236	4.1
71-72	Cartwright, Mark	15	-	45	82	54.9	0	0	0.0	20	30	66.7	0	54	3.6	6	0	20	0	0	110	7.3
97-01	Cephas, LaRon	64	275	30	81	37.0	4	9	44.4	9	22	40.9	16	69	1.1	3	14	47	5	7	73	1.1
89-91	Chamberlain, Kevin	7	11	1	5	20.0	0	0	0.0	0	0	0.0	1	1	0.1	0	0	1	0	0	4	1.0
74-75	Cherry, Mike	4	-	2	3	66.7	0	0	0.0	0	0	0.0	0	4	1.0	1	0	0	0	0	4	2.3
63-66	Clark, Jack	73	-	133	301	44.2	0	0	0.0	141	190	74.2	0	174	2.4	0	0	122	0	0	407	5.6
82-84	Coleman, Ben	62	2089	376	638	58.9	0	0	0.0	193	282	68.4	0	511	8.2	85	0	211	42	75	945	15.2
76-77	Crawford, Mark	16	-	2	9	22.2	0	0	0.0	12	13	92.3	0	4	0.3	2	0	7	2	1	16	1.0
56-59	Danko, Gene	58	-	92	245	37.6	0	0	0.0	110	155	71.0	0	138	2.4	0	0	0	0	0	294	5.1
74-77	Davis, Brad	84	-	386	721	53.5	0	0	0.0	254	318	79.9	0	262	3.1	431	0	247	25	12	1026	12.2
76-78	Davis, Mike	45	-	88	189	46.6	0	0	0.0	75	114	65.8	0	286	6.4	16	0	140	21	62	251	5.6
95-98	Davis, Nick	79	-	357	809	44.1	0	0	0.0	147	204	72.1	0	263	3.3	0	0	0	0	0	861	10.9
63-67	DeCosmo, Mike	46	-	63	211	29.9	0	0	0.0	45	56	80.4	0	88	1.9	0	0	78	0	0	171	3.7
85-89	Dickerson, Dave	100	2036	193	450	42.9	24	80	30.0	105	148	70.9	116	334	3.3	140	69	264	26	34	515	5.2
53-55	Dilworth, Bob	46	-	63	149	42.3	0	0	0.0	40	74	54.1	0	155	3.4	0	0	0	0	0	166	3.6
98-01	Dixon, Juan	105	2793	551	1178	46.8	147	380	38.7	285	344	82.8	150	433	4.1	266	266	211	240	19	1534	14.6
90-92	Dunning, Matt	51	586	52	132	39.4	20	65	30.8	40	62	64.5	32	73	1.4	65	47	72	21	0	164	3.2
65-68	Dreschler, Rich	52	-	162	395	41.0	0	0	0.0	84	128	65.6	0	380	7.3	0	0	118	0	0	408	7.8
81-85	Driesell, Chuck	58	255	29	77	37.7	1	5	20.0	48	77	62.3	0	24	0.4	13	0	30	5	1	107	1.8
55-56	Dunlap, Don	16	-	5	13	38.5	0	0	0.0	8	14	57.1	0	20	1.3	0	0	0	0	0	18	1.1
60-63	Eicher, Bob	66	-	262	646	40.6	0	0	0.0	159	219	72.6	0	320	4.8	0	0	109	0	0	683	10.3
95-99	Ekezie, Obinna	118	2830	408	815	50.1	0	12	0.0	356	544	65.4	253	671	5.7	104	243	355	73	125	1172	9.9
94-98	Elliott, Rodney	123	2227	343	704	48.7	43	128	33.6	212	309	68.6	198	570	4.6	117	141	286	64	44	941	7.7
71-74	Elmore, Len	86	-	408	836	48.8	0	0	0.0	201	278	72.3	0	1053	12.2	120	0	210	0	0	1017	11.8
88-90	Etienne, Max	11	19	5	8	62.5	0	0	0.0	2	4	50.0	2	3	0.3	0	1	4	0	0	12	1.1
53-55	Everett, Bob	54	-	207	446	46.4	0	0	0.0	201	309	65.0	0	250	4.6	0	0	0	0	0	615	11.4
82-83	Farmer, Ed	20	173	20	49	40.8	0	1	0.0	14	22	63.6	0	44	2.2	3	0	32	4	4	54	2.7
66-67	Feeney, Steve	6	-	1	3	33.3	0	0	0.0	1	2	50.0	0	1	0.2	0	0	0	0	0	3	0.5
61-64	Ferguson, Scott	59	-	144	321	44.9	0	0	0.0	78	128	60.9	0	293	5.0	0	0	106	0	0	366	6.2
95-99	Fields, Norman	52	167	24	65	36.9	6	21	28.6	12	17	70.6	15	44	0.8	21	17	9	12	2	66	1.3
69-70	Findeng, Tommy	1	-	0	0	0.0	0	0	0.0	0	0	0.0	0	0	0.0	0	0	2	0	0	0	0.0
69-71	Flowers, Jay	31	-	36	100	36.0	0	0	0.0	42	59	71.2	0	85	2.7	26	0	41	0	0	114	3.7
79-84	Fothergill, Mark	100	1377	146	276	52.9	1	5	20.0	115	149	77.2	0	246	2.5	41	0	225	14	16	408	4



EIGHT CONSECUTIVE NCAA TOURNAMENTS • 2001 FINAL FOUR

Year	Name	G	MIN	FG	FGA	PCT	3PT	3PA	PCT	FT	FTA	PCT	OR	TR	AVG	AST	TO	PF	STL	BLK	PTS	AVG
85-86	Gregg, David	15	106	10	17	58.8	0	0	0.0	9	19	47.4	0	11	0.7	2	-	14	2	6	29	1.9
72-75	Hahn, Billy	58	-	40	70	57.1	0	0	0.0	16	29	55.2	0	24	0.4	55	0	36	0	0	96	1.7
96-00	Hahn, Matt	43	110	8	21	38.1	1	9	11.1	20	32	62.5	2	10	0.2	24	14	6	6	0	37	0.9
56-59	Halleck, Jim	71	-	160	409	39.1	0	0	0.0	213	297	71.7	0	381	5.4	0	0	0	0	0	533	7.5
75-76	Hard, Pat	9	-	0	2	0.0	0	0	0.0	2	2	100.0	0	2	0.2	2	0	2	0	0	2	0.2
54-57	Hardman, Bob	43	-	9	28	32.0	0	0	0.0	19	32	59.4	0	20	0.5	0	0	0	0	0	37	0.9
64-67	Harrington, Joe	63	-	209	427	48.9	0	0	0.0	138	217	63.6	0	344	5.5	0	0	161	0	0	556	8.8
77-79	Hart, Rob	16	-	4	4	100.0	0	0	0.0	2	2	100.0	0	5	0.3	1	0	3	2	0	10	0.6
76-80	Henderson, David	38	-	13	21	61.9	0	0	0.0	9	15	60.0	0	33	0.9	4	0	18	0	5	35	0.9
68-70	Hetzell, Will	76	-	547	1242	44.0	0	0	0.0	276	353	78.2	0	689	9.1	56	0	240	0	0	1370	18.0
92-96	Hipp, Eerie	121	3442	524	1120	46.8	84	286	29.4	240	362	66.3	186	488	4.0	376	250	305	120	37	1372	11.3
95-96	Hite, Kelly	11	36	2	8	25.0	0	4	0.0	6	12	50.0	3	11	1.0	0	4	5	2	0	10	0.9
60-61	Hodor, George	15	-	3	16	18.8	0	0	0.0	13	20	65.0	0	6	0.4	-	0	0	0	0	19	1.3
80-84	Holbert, Pete	75	552	83	203	40.9	2	7	28.6	62	80	77.5	0	76	1.0	22	0	42	7	2	230	3.1
99-01	Holden, Tahj	62	757	71	153	46.4	21	44	47.7	74	115	64.3	37	130	2.1	49	28	111	28	29	237	3.8
86-87	Holland, Pat	5	11	1	7	14.3	0	1	0.0	0	0	0.0	1	2	0.4	0	0	2	0	2	2	0.4
86-88	Hood, Steve	55	1502	216	456	47.4	61	148	41.2	102	149	68.5	38	173	3.1	111	45	117	34	5	595	10.8
67-70	Horst, Rod	76	-	354	743	47.6	0	0	0.0	152	218	69.7	0	651	8.6	16	0	126	0	0	860	11.3
90-92	Horton, Frank	14	26	4	11	36.4	1	6	16.7	0	0	0.0	1	4	0.3	3	3	2	1	1	9	0.6
72-76	Howard, Maurice	112	-	485	886	54.7	0	0	0.0	191	250	76.4	0	262	2.3	219	0	282	0	0	1161	10.4
76-78	Hunter, Jo	54	-	234	491	47.7	0	0	0.0	100	123	81.3	0	97	1.8	84	0	94	50	3	568	10.5
78-82	Jackson, Reggie	118	1080	177	462	38.3	0	0	0.0	104	159	65.4	0	211	1.8	223	0	245	89	23	458	3.9
94-98	Jasikevicius, Sarunas	120	2303	317	725	43.7	136	363	37.5	159	217	73.3	64	234	2.0	273	196	208	95	16	929	7.7
59-62	Jelus, Paul	72	-	229	528	43.4	0	0	0.0	191	258	74.0	0	357	5.0	0	0	48	0	0	649	9.0
85-89	Johnson, John	109	2533	322	700	46.0	59	166	35.5	263	347	75.8	49	204	1.9	229	95	138	51	4	966	8.9
66-69	Johnson, Pete	75	-	408	994	41.0	0	0	0.0	171	243	70.4	0	262	3.5	0	0	188	0	0	987	13.2
65-68	Jones, Bill	65	-	228	601	37.9	0	0	0.0	121	183	66.1	0	292	4.5	0	0	174	0	0	577	8.9
84-85	Jones, Tom	70	1845	231	437	52.9	0	0	0.0	69	101	68.3	0	310	4.4	73	0	153	38	19	531	7.6
93-95	Judd, Donny	18	38	10	23	43.5	3	9	33.3	9	15	60.0	6	11	0.6	3	4	4	2	0	32	1.8
88-90	Kaluzienski, Matt	16	36	4	8	50.0	1	1	100.0	1	2	50.0	1	8	0.5	1	7	2	0	0	10	0.6
86-88	Karver, Mark	35	233	24	51	47.1	4	10	40.0	22	27	81.5	16	34	1.0	26	5	34	9	3	74	2.1
86-90	Kasoff, Mitch	44	105	10	42	23.8	1	8	12.5	13	24	54.2	9	21	0.5	17	9	18	9	0	34	0.8
69-71	Kebeck, Steve	47	-	98	235	41.7	0	0	0.0	33	49	67.3	0	45	1.0	31	0	21	0	0	229	4.9
59-62	Kelleher, Bruce	68	-	328	748	43.9	0	0	0.0	198	256	77.3	0	213	3.1	0	0	51	0	0	854	12.6
91-93	Kerwin, Chris	57	1341	139	279	49.8	0	2	0.0	42	87	48.3	104	287	5.0	29	64	181	23	61	320	5.6
53-56	Kessler, Bob	78	-	440	1126	39.1	0	0	0.0	386	587	65.8	0	599	7.7	0	0	0	0	0	1266	16.2
77-81	King, Albert	118	1075	862	1673	51.5	0	0	0.0	334	431	77.5	0	715	6.1	304	0	314	119	50	2058	17.4
90-91	Kjome, Eric	20	89	9	20	45.0	1	3	33.3	14	27	51.9	7	20	1.0	2	6	17	2	0	33	1.7
93-98	Kovarik, Matt	129	1359	74	169	43.8	6	29	20.7	63	101	62.4	56	181	1.4	167	110	167	58	5	217	1.7
57-60	Kraker, Pete	55	-	43	108	39.8	0	0	0.0	34	52	65.4	0	57	1.0	0	0	0	0	0	120	2.2
67-68	Labonia, Gene	7	-	0	2	0.0	0	0	0.0	4	5	80.0	0	3	0.4	0	0	5	0	0	4	0.6
84-85	Lancaster, Wally	7	25	5	10	50.0	0	0	0.0	0	0	0.0	0	1	0.1	3	0	2	0	0	10	1.4
62-65	Lewis, Bob	27	-	18	36	50.0	0	0	0.0	9	27	33.3	0	43	1.6	0	0	23	0	0	45	1.7
87-91	Lewis, Cedric	95	1882	198	416	47.6	0	0	0.0	139	255	54.5	147	424	4.5	37	119	194	70	239	535	5.6
84-88	Lewis, Derrick	127	4202	564	1044	54.0	16	38	42.1	314	487	64.5	120	948	7.5	182	83	388	137	339	1458	11.5
83-86	Long, Terry	92	987	87	164	53.0	0	0	0.0	57	98	58.2	0	208	2.3	40	0	122	28	26	231	2.5
55-56	Love, John	9	-	0	6	0.0	0	0	0.0	2	3	66.7	0	1	0.1	0	0	0	0	0	2	0.2
72-76	Lucas, John	110	-	862	1643	52.5	0	0	0.0	291	374	77.8	0	374	3.4	514	0	276	0	0	2015	18.3
92-96	Lucas, Mario	116	1925	295	713	41.4	62	171	36.3	135	230	58.7	169	436	3.8	50	139	214	59	44	787	6.8
66-69	MacDonald, Jon	37	-	18	54	33.3	0	0	0.0	10	19	52.6	0	18	0.5	0	0	17	0	0	46	1.2
75-77	Magid, Brian	46	-	69	129	53.5	0	0	0.0	30	35	85.7	0	23	0.5	16	0	27	5	0	168	3.7
77-81	Manning, Greg	118	1036	623	1068	58.3	0	0	0.0	315	367	85.8	0	181	1.5	271	0	228	66	7	1561	13.2
97-01	Mardesich, Mike	137	1866	213	513	41.5	0	0	0.0	86	150	57.3	171	447	38.3	80	136	222	45	74	512	3.7
59-62	Marshall, Ted	57	-	69	178	38.8	0	0	0.0	46	74	62.2	0	157	2.8	0	0	58	0	0	184	3.2
53-54	Martin, Bill	19	-	12	36	33.3	0	0	0.0	21	27	77.8	0	0	0.0	0	0	0	0	0	45	2.4
88-90	Martin, Jesse	61	1034	165	351	47.0	3	19	15.8	73	104	70.2	72	160	2.6	107	88	121	33	11	406	6.7
85-90	Massenburg, Tony	112	2939	524	1001	52.3	0	3	0.0	306	476	64.3	270	722	6.4	51	174	300	61	97	1354	12.1
99-01	McCall, Calvin	24	118	9	35	25.7	2	15	13.3	7	12	58.3	8	17	0.7	19	12	7	11	0	27	1.1
86-90	McCoy, Iydon	89	2327	221	507	43.6	132	316	41.8	125	167	74.9	34	156	1.8	294	88	235	59	3	699	7.9
58-61	McDonald, Bob	52	-	178	403	44.2	0	0	0.0	85	106	80.2	0	387	7.4	0	0	0	0	0	441	8.5
56-57	McGinnis, Wayne	18	-	8	15	53.3	0	0	0.0	13	25	52.0	0	36	2.0	0	0	0	0	0	29	1.6
90-91	McGlone, Mark	11	24	1	5	20.0	0	0	0.0	4	6	66.7	3	6	0.5	2	3	7	0	1	6	0.5
89-93	McInton, Kevin	91	2829	358	829	43.2	20	83	24.1	288	370	77.8	117	376	4.1	469	329	269	136	14	1024	11.3
64-67	McMillen, Jay	75	-	508	1125	45.2	0	0	0.0	284	364	78.0	0	542	7.2	0	0	710	0	0	1300	17.3
71-74	McMillen, Tom	88	-	699	1259	55.5	0	0	0.0	409	512	79.9	0	859	9.8	102	0	212	0	0	1807	20.5
57-60	McNeil, Charles	54	-	290	657	44.1	0	0	0.0	203	264	76.9	0	371	6.9	0	0	0	0	0	783	14.5
62-65	McWilliams, Sam	43	-	102	221	46.2	0	0	0.0	52	75	69.3	0	98	2.3	0	0	69	0	0	256	6.0
98-01	Miller, Danny	104	2211	227	503	45.1	60	181	33.1	94	162	58.0	97	266	2.6	213	137	200	104	25	608	5.8
67-70	Milroy, Tom	68																				



EIGHT CONSECUTIVE NCAA TOURNAMENTS • 2001 FINAL FOUR

Year	Name	G	MIN	FG	FGA	PCT	3PT	3PA	PCT	FT	FTA	PCT	OR	TR	AVG	AST	TO	PF	STL	BLK	PTS	AVG
85-89	Nared, Greg	74	1313	82	224	36.6	32	109	29.4	55	74	74.3	16	119	1.6	181	90	120	59	7	251	3.4
70-72	Neal, Jack	36	-	35	69	50.7	0	0	0.0	30	52	57.7	0	89	2.5	4	37	0	0	0	100	2.8
86-87	Nevin, Phil	13	38	1	2	50.0	0	0	0.0	2	9	22.2	5	17	1.3	1	0	7	2	2	4	0.3
74-76	Newsome, John	37	-	29	61	47.5	0	0	0.0	32	41	78.0	0	72	1.9	5	29	0	0	0	90	2.4
99-01	Nicholas, Drew	71	1149	149	324	46.0	65	173	37.6	51	76	67.1	26	94	1.3	136	76	91	38	9	414	5.8
59-62	Nofsinger, Mike	53	-	45	102	44.1	0	0	0.0	25	39	64.1	0	44	0.8	0	30	0	0	0	115	2.2
69-70	Norman, Steve	10	-	8	16	50.0	0	0	0.0	1	3	33.3	0	4	0.4	2	0	4	0	0	17	1.7
54-57	O'Brien, Bob	74	-	389	957	40.6	0	0	0.0	194	271	71.6	0	422	5.7	0	0	0	0	0	972	13.1
70-73	O'Brien, Jim	83	-	467	962	48.5	0	0	0.0	301	375	80.3	0	476	5.7	215	0	217	0	0	1235	14.9
82-85	Palmer, Bryan	24	86	1	10	10.0	0	0	0.0	13	21	61.9	0	25	1.0	5	16	1	4	1	15	0.6
74-76	Fatton, Chris	33	-	52	99	52.5	0	0	0.0	36	48	75.0	0	90	2.7	3	47	0	0	0	140	4.2
77-78	Peterson, Bruce	5	-	3	6	50.0	0	0	0.0	0	0	0.0	0	0	0.0	0	1	1	0	0	6	1.2
53-54	Peterson, John	15	-	6	18	33.3	0	0	0.0	5	8	62.5	0	0	0.0	0	0	0	0	0	17	1.1
92-93	Petrovic, Nemanja	10	91	13	33	39.4	0	0	0.0	12	15	80.0	21	33	3.3	3	8	17	0	5	38	3.8
80-82	Fittman, Charles	55	1381	165	261	63.2	0	0	0.0	115	167	68.9	0	289	5.3	26	125	27	50	44	81	8.1
71-74	Porac, Rich	69	-	51	120	42.5	0	0	0.0	41	59	69.5	0	30	0.4	112	0	55	0	0	143	2.1
86-87	Powell, Ivan	26	320	54	116	46.6	23	53	43.4	24	26	92.3	10	23	0.9	17	25	5	0	0	155	6.0
67-69	Prebula, John	9	-	0	1	0.0	0	0	0.0	0	0	0.0	0	4	0.4	0	0	1	0	0	0	0.0
95-99	Proft, Laron	125	3389	583	1229	47.4	105	326	32.2	295	430	68.6	181	572	4.6	287	317	276	251	76	1566	12.5
91-93	Rainge, Alan	13	38	5	12	41.7	0	0	0.0	6	10	60.0	0	3	0.2	2	5	3	0	0	16	1.2
93-97	Raydo, Matt	38	83	6	22	27.3	1	11	9.1	10	19	52.6	3	12	0.3	17	11	12	7	0	23	0.6
86-87	Reyes, Andre	23	153	8	21	38.1	0	0	0.0	6	7	85.7	13	22	1.0	3	16	1	7	2	22	1.0
92-96	Rhodes, Johnny	122	4070	684	1482	46.2	186	557	33.4	189	315	60.0	285	704	5.8	437	291	342	344	62	1743	14.3
80-84	Rivers, Steve	82	798	109	221	49.3	22	39	56.4	38	62	61.3	0	42	0.5	54	78	8	0	0	378	3.4
79-82	Robinson, Jon	24	39	17	41	41.5	0	0	0.0	16	26	61.5	0	9	0.4	18	0	12	1	0	50	2.1
90-91	Roe, Matt	28	973	170	414	41.1	48	156	30.8	109	136	80.1	58	154	5.5	72	59	53	17	1	497	17.8
72-75	Roy, Tom	86	-	225	416	54.1	0	0	0.0	125	200	62.5	0	586	6.8	61	0	248	0	0	575	6.7
53-56	Sandbower, John	69	-	137	363	37.7	0	0	0.0	107	161	66.5	0	342	5.0	0	0	0	0	0	381	5.5
69-70	Sanders, Harvey	9	-	2	7	28.6	0	0	0.0	0	1	0.0	0	3	0.3	2	0	3	0	0	4	0.4
54-56	Schaufer, Drew	40	-	33	113	29.2	0	0	0.0	43	61	70.5	0	142	3.6	0	0	0	0	0	109	2.7
59-61	Schroeder, Dave	20	-	1	6	16.7	0	0	0.0	1	2	50.0	0	12	0.6	0	0	0	0	0	3	0.2
57-60	Shanahan, Jerry	48	-	37	78	47.4	0	0	0.0	38	63	60.3	0	67	1.4	0	0	0	0	0	112	2.3
74-77	Sheppard, Steve	76	-	491	927	53.0	0	0	0.0	237	329	72.0	0	582	7.7	99	0	176	27	2	1219	16.0
62-63	Shively, Rudy	11	-	13	23	56.5	0	0	0.0	3	8	37.5	0	16	1.5	0	6	0	0	0	29	2.6
75-79	Shrader, Eric	35	-	10	23	43.5	0	0	0.0	10	19	52.6	0	2	0.1	6	6	2	0	0	30	0.9
53-54	Shue, Gene	30	-	237	469	50.5	0	0	0.0	180	228	78.9	0	0	0.0	0	0	0	0	0	654	21.8
91-95	Shultz, Kurtis	67	367	27	71	38.0	5	12	41.7	17	28	60.7	28	71	1.0	13	21	34	9	3	76	1.1
92-96	Simpkins, Duane	119	3191	341	765	44.6	130	320	40.6	311	383	81.2	37	246	2.1	483	325	255	120	16	1123	9.4
95-97	Smith, Atman	15	39	7	17	41.2	1	7	14.3	2	8	25.0	3	11	0.7	4	9	6	2	0	17	1.1
90-92	Smith, Garfield	43	1089	190	403	47.1	7	33	21.2	75	113	66.4	90	249	5.8	53	88	132	45	22	462	10.7
93-95	Smith, Joe	64	2098	451	819	55.1	11	26	42.3	377	511	73.8	244	683	10.7	62	132	175	96	190	1290	20.2
91-92	Soto, Geno	11	55	6	20	30.0	0	0	0.0	2	9	22.2	7	13	1.2	3	2	7	3	2	14	1.3
60-63	Stasiulatis, Bill	53	-	181	433	41.8	0	0	0.0	207	279	74.2	0	237	4.5	0	72	0	0	0	569	10.7
69-71	Still, Sparky	52	-	227	466	48.7	0	0	0.0	112	190	58.9	0	428	8.2	60	0	153	0	0	566	10.9
68-71	Stobaugh, Dick	42	-	62	163	38.0	0	0	0.0	28	39	71.8	0	120	2.9	3	0	69	0	0	152	3.6
95-99	Stokes, Terrell	128	3461	222	519	42.8	89	235	37.9	145	223	65.0	46	304	2.4	593	283	294	191	29	678	5.3
63-64	Suder, George	25	-	137	298	46.0	0	0	0.0	53	75	70.7	0	66	2.6	0	50	0	0	0	327	13.1
67-69	Sullivan, Bill	24	-	38	84	45.2	0	0	0.0	14	29	48.3	0	54	2.3	0	32	0	0	0	90	3.8
73-74	Swetnam, Stan	12	-	7	13	53.8	0	0	0.0	2	2	100.0	0	6	0.5	1	0	2	0	0	16	1.3
90-93	Thibeault, Mike	52	185	13	51	25.5	5	25	20.0	17	29	58.6	16	37	0.7	23	12	38	14	2	48	0.9
69-70	Thomas, Al	1	-	0	0	0.0	0	0	0.0	0	0	0.0	0	0	0.0	0	0	0	0	0	0	0.0
75-77	Tillman, James	41	-	91	195	46.7	0	0	0.0	45	57	78.9	0	80	2.0	26	57	11	0	0	227	5.5
71-74	Trimble, Jap	53	-	136	271	50.2	0	0	0.0	62	91	68.1	0	116	2.2	69	0	90	0	0	334	6.3
55-56	Urbanik, John	12	-	9	32	28.1	0	0	0.0	7	16	43.8	0	42	3.5	0	0	0	0	0	25	2.1
80-84	Veal, Herman	103	2672	260	518	50.2	0	1	0.0	220	293	75.1	0	636	6.2	89	0	265	55	19	740	7.2
66-67	Veith, Dennis	7	-	0	0	0.0	0	0	0.0	0	0	0.0	0	0	0.0	0	1	0	0	0	0	0.0
54-55	Vodopia, Mark	10	-	0	4	0.0	0	0	0.0	2	3	66.7	0	2	0.2	0	0	0	0	0	2	0.2
87-90	Walker, Rodney	21	107	14	26	53.8	0	0	0.0	5	11	45.5	8	19	0.9	2	14	15	2	1	33	1.6
91-93	Walsh, John	48	379	37	103	35.9	5	15	33.3	38	49	77.6	35	76	1.6	18	16	48	13	3	117	2.4
63-66	Ward, Gary	65	-	450	972	46.3	0	0	0.0	194	248	78.2	0	615	9.5	0	0	182	0	0	1094	16.8
67-69	Warren, Homer	14	-	11	24	45.8	0	0	0.0	11	18	61.1	0	25	1.8	0	16	0	0	0	33	2.4
73-74	Washington, Wilson	1	-	5	5	100.0	0	0	0.0	2	2	0.0	0	2	0.0	0	1	0	0	0	10	10.0
96-99	Watkins, Brian	54	363	52	111	46.8	4	10	40.0	31	51	60.8	27	103	1.9	9	34	50	7	10	139	2.6
53-55	Webster, Dave	45	-	28	84	33.3	0	0	0.0	31	48	64.6	0	22	0.5	0	0	0	0	0	87	1.9
56-59	Weingarten, Doc	53	-	39	92	42.4	0	0	0.0	60	81	74.1	0	105	2.0	0	0	0	0	0	138	2.6
72-73	White, Donald	14	-	5	11	45.5	0	0	0.0	2	4	50.0	0	5	0.4	1	0	9	0	0	12	0.9
70-73	White, Howard	76	-	293	680	43.1	0	0	0.0	128	186	68.8	0	160	2.1	155	0	101	0	0	714	9.4
00-01	Wilcox, Chris	34	294	51	88	58.0	0	0	0.0	20	33	60.6	26	73	2.1	16	19	44	6	18	122	3.6
68-70	Wiles, Mickey	52	-	187	474	39.5	0	0	0.0	186	254	73.2	0	91	1.8	135	0	181	0	0	560	10.8
87-88	Williams, Brian	29	813	156	26																	



EIGHT CONSECUTIVE NCAA TOURNAMENTS • 2001 FINAL FOUR

TERPS IN THE NBA

Keith Booth

Chicago Bulls, 1998-99

Lawrence Boston

Washington Bullets, 1980

Adrian Branch

Los Angeles Lakers, 1987
New Jersey Nets, 1988
Portland Trail Blazers, 1989
Minnesota Timberwolves, 1990

Evers Burns

Sacramento Kings, 1993

Ben Coleman

New Jersey Nets, 1987-88
Philadelphia 76ers, 1988-89
Milwaukee Bucks, 1991

Brad Davis

Los Angeles Lakers, 1978-79
Indiana Pacers, 1979-80
Utah Jazz, 1980
Dallas Mavericks, 1981-92

Mike Davis

New York Knicks, 1983

Obinna Ekezie

Vancouver Grizzlies, 2000
Washington Wizards, 2000-01
Dallas Mavericks, 2001
Los Angeles Clippers, 2002-present

Len Elmore

Indiana Pacers, 1975-79
Kansas City Kings, 1980
Milwaukee Bucks, 1981
New Jersey Nets, 1982-83
New York Knicks, 1984

Steve Francis

Houston Rockets, 2000-present

Jerry Greenspan

Philadelphia 76ers, 1964-65

Maurice Howard

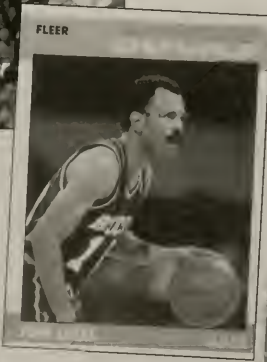



Cleveland Cavaliers, 1977
New Orleans Jazz, 1977

Albert King

New Jersey Nets, 1982-87
Philadelphia 76ers, 1988
San Antonio Spurs, 1989

John Lucas


Houston Rockets, 1977-78; 1985-86; 1990
Golden State Warriors, 1979-81
Washington Bullets, 1982-83
San Antonio Spurs, 1984
Milwaukee Bucks, 1987-88
Seattle SuperSonics, 1989



2000 NBA Rookie of the Year
Steve Francis

2001-02 MARYLAND BASKETBALL • HONORS AND HISTORY 111

TERPNOTE: Keith Booth was a part of an NBA championship while playing with the Chicago Bulls.





EIGHT CONSECUTIVE NCAA TOURNAMENTS • 2001 FINAL FOUR

Tony Massenburg

San Antonio Spurs, 1991
 Charlotte Hornets, 1992
 Boston Celtics, 1992
 Golden State Warriors, 1992
 L.A. Clippers, 1994-95
 Toronto Raptors, 1995-96
 Philadelphia 76ers, 1996
 New Jersey Nets, 1996-1997
 Vancouver/Memphis Grizzlies, 1999,
 2000-present
 Houston Rockets, 1999-2000

Tom McMillen

Buffalo Braves, 1976-77
 New York Knicks, 1977
 Atlanta Hawks, 1978-83
 Washington Bullets, 1984-85

Terence Morris

Houston Rockets, 2002-present

Jerrod Mustaf

New York Knicks, 1991
 Phoenix Suns, 1992-1994

Jim O'Brien

New York Nets, 1974
 Memphis Sounds (ABA), 1975

Charles Pittman

Phoenix Suns, 1983-86

Laron Profit

Washington Wizards, 2000-2001

Steve Sheppard

Chicago Bulls, 1978-79
 Detroit Pistons, 1979

Gene Shue

Philadelphia Warriors, 1955
 New York Knicks, 1955-56; 1963
 Fort Wayne Pistons, 1957
 Detroit Pistons, 1958-62
 Baltimore Bullets, 1964

Joe Smith




Golden State Warriors, 1995-97
 Philadelphia 76ers, 1998
 Minnesota Timberwolves, 1998-2000,
 2002-present
 Detroit Pistons, 2001

Buck Williams


New Jersey Nets, 1982-89
 Portland Trail Blazers, 1990-96
 New York Knicks, 1997-99

Walt Williams

Sacramento Kings, 1992-96
 Miami Heat, 1996
 Toronto Raptors, 1996-98
 Portland Trail Blazers, 1998-99
 Houston Rockets, 1999-present



*Buck Williams had his jersey
 No. 32 retired by the Nets on
 April 11, 1999.*



TERP NOTE: All eyes on former Terps in the NBA now lead to Houston, where Steve Francis, Terence Morris and Walt Williams all ply their trade with the Rockets.



EIGHT CONSECUTIVE NCAA TOURNAMENTS • 2001 FINAL FOUR


TERPS AS PRO COACHES

Gene Shue NBA Coach Of The Year - 1969, 1982

Year	Team	Record	Postseason
1966-67	Baltimore Bullets	16-40	
1967-68	Baltimore Bullets	36-46	
1968-69	Baltimore Bullets	57-25	Eastern Div. Semis
1969-70	Baltimore Bullets	50-32	Eastern Div. Semis
1970-71	Baltimore Bullets	42-40	NBA Finals
1971-72	Baltimore Bullets	38-44	Eastern Conf. Semis
1972-73	Baltimore Bullets	52-30	Eastern Conf. Semis
1973-74	Philadelphia 76ers	25-57	
1974-75	Philadelphia 76ers	34-48	
1975-76	Philadelphia 76ers	46-36	
1976-77	Philadelphia 76ers	50-32	
1977-78	Philadelphia 76ers	2-4	
1978-79	San Diego Clippers	43-39	
1979-80	San Diego Clippers	35-47	
1981-82	Washington Bullets	39-43	Eastern Conf. Semis
1982-83	Washington Bullets	42-40	
1983-84	Washington Bullets	35-47	Eastern Conf. 1st Rd.
1984-85	Washington Bullets	40-42	Eastern Conf. 1st Rd.
1985-86	Washington Bullets	32-37	Eastern Conf. 1st Rd.
1987-88	Los Angeles Clippers	17-65	
1988-89	Los Angeles Clippers	10-28	
BULLETS TOTALS		522-505	.510
76ERS TOTALS		157-177	.470
CLIPPERS TOTALS		105-179	.348
NBA TOTALS		784-861	.477

John Lucas

Year	Team	Record	Postseason
1992	Miami Tropics (USBL)	24-4	USBL Champions
1993	Miami Tropics (USBL)	14-5	USBL Champions
1992-93	San Antonio Spurs	39-22	Western Conf. Semis
1993-94	San Antonio Spurs	55-27	Western Conf. 1st Rd.
1994-95	Philadelphia 76ers	24-58	
1995-96	Philadelphia 76ers	18-64	
2001-02	Cleveland Cavaliers	Named Coach on June 19, 2001	
SPURS TOTALS		94-49	.658
76ERS TOTALS		42-122	.256
TROPICS TOTALS		38-9	.809
OVERALL TOTALS		174-180	.491



TERPS NBA DRAFT HISTORY

All-Time Draft Picks

Year	Selection (Round, Team)
1954	Gene Shue (1st Round, #3 overall, Philadelphia)
1955	Bob Kessler (2nd/Fort Wayne)
1958	John Nacinick (3rd/Syracuse)
	Nick Davis (11th/Philadelphia)
1960	Al Bunge (1st, #7 overall/Philadelphia)
	Charlie McNeil (6th/New York)
	Jerry Becthle (16th/New York)
1963	Jerry Greenspan (3rd/Syracuse)
1966	Gary Ward (6th/Boston)
1967	Jay McMillen (9th/L.A. Lakers)
	Joe Harrington (11th/Boston)
1970	Will Hetzel (9th/Baltimore)
1971	Barry Yates (8th/Philadelphia)
1973	Jim O'Brien (3rd/Portland)
	Bob Bodell (10th/Seattle)
	Howard White (14th/Washington)
1974	Tom McMillen (1st, #9 overall/Bufalo)
	Len Elmore (1st, #13 overall/Washington)
	Tom Roy (3rd/Portland)
1975	Owen Brown (9th/Phoenix)
1976	John Lucas (1st, #1 overall/Houston)
	Maurice Howard (2nd/Cleveland)
1977	Brad Davis (1st, #15 overall/L.A. Lakers)
1978	Larry Boston (4th/Washington)
1979	Larry Gibson (3rd/Milwaukee)
1981	Buck Williams (1st, #3 overall/New Jersey)
	Albert King (1st, #10 overall/New Jersey)
	Ernest Graham (3rd/Philadelphia)
	Greg Manning (7th/Denver)
1982	Charles Pittman (3rd/Phoenix)
1984	Ben Coleman (2nd/Chicago)
	Herman Veal (6th/Phoenix)
	Mark Fothergill (8th/Phoenix)
1985	Adrian Branch (2nd/Chicago)
1986	Len Bias (1st, #2 overall/Boston)
1988	Derrick Lewis (3rd/Chicago)
1990	Jerrold Mustaf (1st, #17 overall/New York)
	Tony Massenburg (2nd/San Antonio)
1992	Walt Williams (1st, #7 overall/Sacramento)
1993	Evers Burns (2nd/Sacramento)
1995	Joe Smith (1st, #1 overall/Golden State)
1997	Keith Booth (1st, #28 overall/Chicago)
1999	Steve Francis (1st, #2 overall/Vancouver)
	Obinna Ekezie (2nd/Vancouver)
	Laron Profit (2nd/Orlando)
2001	Terence Morris (2nd/Atlanta)

First Round Draft Picks


Player, Team	Year	Number
Gene Shue, Philadelphia	1954	3
Al Bunge, Philadelphia	1960	7
Tom McMillen, L.A. Lakers	1974	9
Len Elmore, Washington	1974	13
John Lucas, Houston	1976	1
Brad Davis, L.A. Lakers	1977	15
Buck Williams, New Jersey	1981	3
Albert King, New Jersey	1981	10
Len Bias, Boston	1986	2
Jerrold Mustaf, New York	1990	17
Walt Williams, Sacramento	1992	7
Joe Smith, Golden State	1995	1
Keith Booth, Chicago	1997	28
Steve Francis, Vancouver	1999	2

Terps Drafted By Round

First Round	14
Second Round	9
Third Round	8
Fourth Round	1
Fifth Round	0
Sixth Round	3
Seventh Round	1
Eighth Round	2
Ninth Round	3
Tenth Round	1
Eleventh Round	2
Fourteenth Round	1
Sixteenth Round	1



NOTE: In the NBA draft, Maryland has had the No. 1 pick twice (John Lucas and Joe Smith), the No. 2 pick twice (Len Bias and Steve Francis) and the No. 3 pick twice (Gene Shue and Buck Williams).





EIGHT CONSECUTIVE NCAA TOURNAMENTS • 2001 FINAL FOUR

TERPS IN THE NBA DRAFT

Buoyed by three first and second round draft picks from Washington, D.C.'s MCI Center at the 1999 NBA Draft, Maryland and Gary Williams have asserted themselves in recent years among the most prominent schools in developing NBA talent.

Including 2001 senior Terence Morris, drafted in the second round by the Atlanta Hawks and immediately traded to the Houston Rockets to rejoin former college teammate Steve Francis, Maryland boasts six NBA draft picks in the last seven seasons.

What's more, Francis, the No. 2 pick in that '99 draft, went on to become the NBA's Co-Rookie of the Year. Joining Francis in the '99 draft bonanza were teammates Obinna Ekezie and Laron Profit, giving the Terps three selections in a single draft for only the fourth time in school history. Chosen by the Vancouver Grizzlies to give Maryland three lottery selections in just an eight-year span, Francis was traded in the preseason to the Houston Rockets for whom he led all NBA rookies with 6.6 steals in 1999-00, and was the second-leading rookie scorer with 18 points per game.

Speculation raged before the '99 draft that the Chicago Bulls, with the No. 1 overall selection, would select Francis. Had Francis been the No. 1 overall selection, Maryland would have become the first school in NBA history to have three No. 1 selections. Previously, John Lucas was the top pick by the Houston Rockets in 1976 and Joe Smith was picked first by the Golden State Warriors in 1995.

The Terps' 1999 draft windfall brought to four the number of all-time Maryland lottery selections — tied for eighth among all NCAA schools. Francis' selection with the No. 2 overall pick brought to three the number of lottery selections at Maryland under head coach Gary Williams. Overall, five Maryland players and seven overall since 1987 have played for Gary Williams and become first-round draft picks with guaranteed contracts.

Since Williams' arrival at Maryland to begin the 1990 season, a total of 11 players (an average of one per season) have begun their professional careers as NBA draft choices. During his career, an incredible total of 24 players (an average of more than one per year) have been NBA draft choices.



Maryland's Lottery History

Teams With Two No. 1 Overall Picks

- Maryland:** John Lucas, 1976; Joe Smith, 1995
Georgetown: Patrick Ewing, 1985; Allen Iverson, 1996
Houston: Elvin Hayes, 1968; Hakeem Olajuwon, 1984
Michigan: Cazzie Russell, 1966; Chris Webber, 1993
No. Carolina: James Worthy, 1982; Brad Daugherty, 1986
Purdue: Joe Barry Carroll, 1980; Glenn Robinson, 1994
UCLA: Kareem Abdul-Jabbar, 1969; Bill Walton, 1974

Most All-Time Lottery Picks

- | | |
|--------------------|-------------------|
| T1. Duke (8) | T11. Arkansas (3) |
| North Carolina (8) | Cincinnati (3) |
| 3. Michigan (7) | Connecticut (3) |
| T4. Arizona (5) | Kansas (3) |
| Georgetown (5) | Louisville (3) |
| Kentucky (5) | Memphis (3) |
| UNLV (5) | NC State (3) |
| T8. Maryland (4) | Utah (3) |
| California (4) | |
| Georgia Tech (4) | |



Gary Williams' NBA Draft Picks

- | | |
|-----------------------|------------------------------------|
| 2000 Terence Morris | Maryland/Houston Rockets |
| 1999 Steve Francis | Maryland/Vancouver Grizzlies |
| Obinna Ekezie | Maryland/Vancouver Grizzlies |
| Laron Profit | Maryland/Orlando Magic |
| 1997 Keith Booth | Maryland/Chicago Bulls |
| 1995 Joe Smith | Maryland/Golden State Warriors |
| 1993 Evers Bursh | Maryland/Sacramento Kings |
| 1992 Jim Jackson * | Ohio State/Dallas Mavericks |
| Walt Williams | Maryland/Sacramento Kings |
| 1990 Jerrod Mustaf | Maryland/New York Knicks |
| Tony Massenbourg | Maryland/San Antonio Spurs |
| 1989 Dana Barros | Boston College/Seattle SuperSonics |
| Jay Burson | Ohio State/San Antonio Spurs |
| Chris Jent | Ohio State/Chicago Bulls |
| 1987 Dennis Hopson | Ohio State/New Jersey Nets |
| 1986 Dominic Pressley | Boston College/Seattle SuperSonics |
| 1985 Michael Adams | Boston College/Sacramento Kings |
| Stu Primus | Boston College/Indiana Pacers |
| 1984 Martin Clark | Boston College/Philadelphia |
| Jay Murphy | Boston College/Golden State |
| 1983 John Garriss | Boston College/Cleveland Cavaliers |
| Ron Crevier | Boston College/Chicago Bulls |
| Gordon Austin | American/Philadelphia 76ers |
| Boo Bowers | American/Cleveland Cavaliers |

* recruited to Ohio State by Gary Williams

Gary Williams' NBA First Round Draft Picks

- | | |
|----------------------------------|--------------------------------|
| 1999 Steve Francis (#2 overall) | Maryland/Vancouver Grizzlies |
| 1997 Keith Booth (#28 overall) | Maryland/Chicago Bulls |
| 1995 Joe Smith (#1 overall) | Maryland/Golden State Warriors |
| 1992 Jim Jackson (#5 overall) | Ohio State/Dallas Mavericks |
| 1992 Walt Williams (#7 overall) | Maryland/Sacramento Kings |
| 1990 Jerrod Mustaf (#17 overall) | Maryland/New York Knicks |
| 1987 Dennis Hopson (#3 overall) | Ohio State/New Jersey Nets |

TERPNOTE: Maryland is eighth on the NBA list for schools producing the most lottery picks in league history.

UNIVERSITY OF MARYLAND

EIGHT CONSECUTIVE NCAA TOURNAMENTS • 2001 FINAL FOUR



University of Maryland's McKeldin Mall is a central meeting place for students and campus visitors.

IN THIS SECTION

University of Maryland	176
Schools and Colleges	178
Distinguished Alumni	180
President C.D. Mote Jr.	181
A.D. Deborah A. Yow	182
Athletics Administration	183
Academic Support & Career Development	186
Sports Medicine	189
Strength & Conditioning	190
Terrapin Club	191
Major Gifts Fundraising	192
The M Club	192
Athletics Staff and Coaches Directory	193
Terps on the Air	196
Media Information	197
TV/Radio Chart	200



LEADING THE WAY INTO THE 21ST CENTURY

- A Carnegie Research-I University
- Member, Assoc. of American Universities (AAU)
- Flagship of the University System of Maryland
- NCAA Division I Athletics

"Strive for clarity, but accept and understand ambiguity."

That phrase captures one way in which an educated person approaches the world and its challenges. Students who graduate from the University of Maryland have been exposed to the tools that allow them to put that perspective to work. Imparting such a perspective may be an ambitious project for undergraduate education, but to aim for anything less would be unworthy of a great university's goals for its students. Thirteen years ago, Promises to Keep, a plan for undergraduate education at Maryland, articulated those goals so eloquently we repeat them here.

Undergraduate education at Maryland "aims to provide students with a sense of identity and purpose, a concern for others, a sense of responsibility for the quality of life around them, a continuing eagerness for knowledge and understanding, and a foundation for a lifetime of personal enrichment."

As we learn with and from one another, we try to "develop human values," "celebrate tolerance and fairness," "contribute to the social conscience," "monitor and assess private and collective assumptions," and "recognize the glory, tragedy and humor of the human condition." Your years at the University of Maryland can provide you with all the tools you need to accomplish these goals. Students here are "educated to be able to read with perception and pleasure, write and speak with clarity and verve, handle numbers and computation proficiently, reason mathematically, generate clear questions and find probable arguments, reach substantiated conclusions, and accept ambiguity."

And we also hope you enjoy the journey.

UNIVERSITY OF MARYLAND

The Campus

The University of Maryland, College Park is the most comprehensive institution of higher education, research and service in the state. The university offers 100 undergraduate majors, 88 master's programs and 69 doctoral programs in 13 colleges and schools.

The university is one of only 30 public research universities that are members of the prestigious 58-member Association of American Universities. It is classified as a Research-I university by the Carnegie Foundation by virtue of the range of its baccalaureate programs, the amount of federal support received and the number of doctoral degrees awarded each year, sharing that honor with the top research universities in the country.

Among the public universities in the Association of American Universities, Maryland ranks among the top in percentage of African-American undergraduate students. In addition, the university has the largest number of African-Americans and other minority members among its peers.

Flagship Status

In 1988, the University of Maryland, College Park was designated as the flagship institution for the University System of Maryland. As well as pursuing a serious research mission and continuing its high level of service to the state, the university rededicated itself to providing the highest quality graduate and undergraduate education. Increased undergraduate opportunities for research and individual study; the development of the College Park Scholars Program and the expansion of the University Honors Program; the genesis of Honors Humanities and Gemstone; the creation of CORE, the general education program; and the establishment of the Center for Teaching Excellence all affirmed the legislature's designation of flagship.

Libraries

Seven libraries make up the University of Maryland library system: McKeldin (main) Library, Architecture Library, Art Library, Engineering and Physical Sciences Library, Hornbake Library, Performing Arts Library, White Memorial (Chemistry) Library.

These libraries constitute the largest university research library institution in the Washington metropolitan area, providing vital resources to researchers, visiting scholars, and businesses throughout the region. The libraries' holdings include more than 2.5 million volumes, 24,000 subscriptions to periodicals and nearly 5 million items available in microfilm format.

Research

Opportunities for conducting research abound at the University of Maryland, College Park, and in the surrounding area, both for faculty to advance their own expertise and bring their insights

into the classroom, and for students to begin their exploration of their special interests with practical experience. On campus, special facilities and a number of organized research centers, bureaus, and institutes promote the acquisition and analysis of new knowledge in the arts, sciences and applied fields.

The university's enviable location — just nine miles from downtown Washington, D.C., and approximately 30 miles from both Baltimore and Annapolis — enhances the research of its faculty and students by providing access to some of the finest libraries and research centers in the country.

Service

Programs of public service are central to the overall mission of the university. The philosophy is reflected in the wide array of programs and initiatives that benefit the state's business, agriculture and education communities.


With more than 90 high technology firms in the three-county area of Montgomery, Prince George's and Frederick counties, the university has found abundant opportunity to extend its business and technology outreach programs to the region. Many of these programs are part of the Engineering Research Center, which operates the Technology Advancement Program and the Maryland Industrial Partnerships, programs designed to provide Maryland entrepreneurs and small businesses with research facilities, technical assistance, administrative support, and access to technology that will advance their economic base.

The Institute for Systems Research has formed partnerships with major corporations, including Lockheed Martin, Westinghouse, BF Goodrich, Hughes Aircraft and Dupont to apply advanced systems research to solving industry problems in the fields of communications, manufacturing, controls and robotics.

The University of Maryland features a diversity of cultural and recreational activities. Four art galleries, more than 200 annual musical performances and countless dance and theater productions, expose audiences to the broadest range of programs in the arts. Additionally intercollegiate, club and intramural sports provide students of all levels an opportunity to participate as spectators or athletes.

A Wired World

Students at the University of Maryland are part of an academic community that enjoys free access to networked computer resources and facilities that are among the best in the country. Free computer accounts enable users to store class work on a networked server, download classroom support materials and other electronic information from campus networked resources such as inform, or send electronic mail to faculty, fellow students or friends at other universities.





EIGHT CONSECUTIVE NCAA TOURNAMENTS • 2001 FINAL FOUR

SCHOOLS AND COLLEGES

College of Agriculture and Natural Resources

The College of Agriculture and Natural Resources offers a variety of academic programs that apply science, management, design and engineering to improve the world in which we live and work. Feeding the world population, developing scientifically-based land-use practices and policies, understanding animal and plant biology, improving nutrition and its effects on human health, and profitably managing farms and agribusinesses in harmony with ecosystems are all vital concerns of the college.

School of Architecture

The School of Architecture offers a four-year undergraduate program leading to the bachelor of science degree in architecture, and a graduate program leading to the professional master of architecture. The undergraduate major in architecture is designed to minimize the time required to complete the curriculum leading to the professional degree. Students receive rigorous and comprehensive instruction from a faculty whose members are active in professional practice or research. Many faculty members have distinguished themselves across the professional spectrum and represent different approaches to architectural design. The B.S. degree in architecture will qualify graduates to pursue a career in any number of fields, such as construction, real estate development, public administration, or historic preservation, or to continue in graduate work in professional fields such as architecture, urban planning, or law.

College of Arts and Humanities

The College of Arts and Humanities embraces a heterogeneous group of disciplines, all of which value the development of critical thinking, fluent expression in writing and speech, sensitivity to ethical and aesthetic standards, and a complex understanding of history and culture. Preparation provides valuable background for careers in a broad range of fields.

College of Behavioral and Social Sciences

The College of Behavioral and Social Sciences is comprised of a diverse group of disciplines and fields of study all of which emphasize a broad liberal arts education as the foundation for understanding the environmental, social and cultural forces that shape our world. Disciplines in the behavioral and social sciences use approaches that range from the scientific to the philosophical, from the experimental to the theoretical.

Robert H. Smith School of Business

The Robert H. Smith School of Business recognizes the importance of education in business and management to economic, social, and professional development through profit and non-profit organizations at the local, regional, national and international levels. The faculty are scholars, teachers, and professional leaders with a commitment to superior education in business and management, specializing in accounting, finance, decision and information sciences, management science and statistics, management and organization, marketing, logistics and transportation, and business and public policy.

College of Computer, Mathematical, and Physical Sciences

The College of Computer, Mathematical, and Physical Sciences contributes very substantially



and effectively to the research activities of the University of Maryland. This college is like a technical institute within a large university. Students majoring in any one of the disciplines encompassed by the college have the opportunity to obtain an outstanding education in their field.

College of Education


The College of Education is a professional college committed to advancing the science and art of teaching/learning, including the practices and processes that occur from infancy through adulthood in both school and non-school settings. The college's mission is to provide preparation for current and future teachers, counselors, administrators, educational specialists, and other related educational personnel, and to create and disseminate the knowledge needed by professionals and policy makers in education and related fields.

A. James Clark School of Engineering

The mission of the A. James Clark School of Engineering is to provide quality engineering education, with sufficient scope to include both fundamental and specialized engineering training, so that graduates are prepared to serve the current and emerging needs of society. In addition to its teaching role, the school feels a related responsibility to conduct strong research programs that contribute to the advancement of knowledge.

College of Health and Human Performance

The College of Health and Human Performance provides preparation leading to the bachelor of science degree in the following professional areas: physical education (K-12), health education (school and community), and family studies. The college also offers curricula in kinesiological sciences and safety education. In addition, each department offers a wide variety of courses for all university students.



Philip Merrill College of Journalism

Located just nine miles from the nation's capital and 30 miles from the bustling commercial port of Baltimore, the Philip Merrill College of Journalism is one of six comprehensive journalism schools in the 10 states stretching from New York to Virginia — the nation's most populous region. But the college has much more than geography going for it. The National Assessment of Journalism Education by the Freedom Forum Media Studies Center at Columbia University designated the college one of "Eleven Exemplary Journalism Schools" nationwide.

College of Information Studies

The College of Information Studies offers degree programs for individuals interested in careers in information services and management. At the master's level, students may specialize in several fields, including archival studies, geographic information systems, health information services, school library media services and science and technology information systems.

College of Life Sciences

The College of Life Sciences offers educational opportunities for students in subject matters relating to living organisms and their interaction with one another and with the environment. Programs of study include those involving the most fundamental concepts of biological science and chemistry and the use of knowledge in daily life, as well as the application of economic and engineering principles in planning the improvement of life.

School of Public Affairs

The School of Public Affairs provides graduate-level, professional education to men and women interested in careers in public service. Five disciplines are emphasized: finance, statistics, economics, politics, and ethics. Students specialize in international security and economic policy, public sector financial management, environmental policy, or social policy.

TERPNOTE: The University of Maryland, College Park offers 100 undergraduate majors, 88 master's programs and 69 doctoral programs in 13 colleges and schools.



EIGHT CONSECUTIVE NCAA TOURNAMENTS • 2001 FINAL FOUR

MARYLAND: NO BETTER PLACE TO BE

Did You Know?

In 1991, Maryland had one program listed among Top 25 entrants in the *U.S. News & World Report* Rankings. Maryland now has 60 programs ranked among the nation's elite.

A report card published in *Technology Review* rated the top U.S. universities in their quest for intellectual property, commercial partners and profits. Johns Hopkins University and the University of Maryland (28th) were the Mid-Atlantic (Delaware, Maryland, Virginia, District of Columbia) schools to make the "campus patenting" top 50 list.

Black Issues In Higher Education ranked the university 12th in graduating black males with baccalaureate degrees in all disciplines. (Maryland is second among non-historically black schools.) Maryland is 23rd in black male undergraduate enrollment figures among all schools.

The Wall Street Journal ranked the Robert H. Smith School of Business No. 13 among the world's business schools. Maryland is the top-ranked school in the Mid-Atlantic region (Delaware, Maryland, District of Columbia, Virginia). *The Financial Times of London* ranked the Robert H. Smith School of Business No. 4 in information technology, No. 6 in faculty research and No. 7 in entrepreneurship.

In the only undergraduate program rankings released by *U.S. News & World Report*—business and engineering—both the Robert H. Smith School of Business (No. 21) and A. James Clark School of Engineering (No. 22) were ranked among the top 25. In business, the management information systems specialty was No. 7; entrepreneurship No. 12; general management specialty No. 21; e-commerce No. 8; human resources specialty No. 10. In engineering, the aerospace/aeronautical/astronautical specialty was No. 11.

An economic impact study conducted by the economists with the Jacob France Center, an applied economics analysis center at the University of Baltimore, concluded that the University of Maryland generates \$5.93 of economic activity for every dollar appropriated by the General Assembly, for a total statewide effect of nearly \$1.8 billion.

Maryland appointed William Phillips, a Nobel laureate in physics, to its faculty during the spring. Phillips will establish a world-class atomic, molecular and optical physics group on campus. The Philip Merrill College of Journalism now has five Pulitzer Prize winners on its faculty. A sixth faculty member, Eugene Roberts, directed the *Philadelphia Inquirer* to multiple Pulitzer's as managing editor.

More, Better Students Want To Go To Maryland

The University of Maryland has boasted its best freshman class ever for each of the last 10 years, and the entering freshmen for 2001 are no exception. The academic credentials—high school grades and SAT scores—are again the best ever. And more of those accepted by Maryland are now choosing to enroll here.

The average GPA for freshmen who enrolled in fall 2001 was 3.72, compared with 3.0 in 1990. SAT scores of the middle 50 percent are 1180 to 1330, up from 980-1150 in 1990.

What is more remarkable this year is how the university's successes in establishing quality programs—academic and athletic—and cementing a major role in the community, have attracted more of the best students than ever. Of those who were admitted to Maryland this year, nearly 43 percent confirmed their plans to attend, compared with less than 40 percent the previous year.

In its survey of the colleges of choice of top graduates in Maryland high schools last year, the *Washington Post* found that more than half picked the University of Maryland. No other single school was even close.



Why There's No Better Place

There is no place better to be than the University of Maryland. As university President C.D. Mote Jr. noted in a *Baltimore Sun* front-page story on March 28, "This place is clearly on a tear."

With top-ranked academic programs (60 in the top 25, according to *U.S. News and World Report*), an honors program that competes with the Ivy League for top students, a prize-winning faculty (topped by a Nobel and five Pulitzer's, among others), a highly diverse population, and a beautiful 1,580-acre campus located between the cultural and population centers of Washington, D.C., and Baltimore, Md., it's little wonder that more of Maryland's top high school graduates choose the University of Maryland over all other Maryland colleges, public and private, combined.

In the latest *U.S. News and World Report* rankings, Maryland was 24th nationally among all public universities. The colleges of engineering, education, computer, mathematical and physical sciences, and information sciences are all ranked in the top 25 nationally. So are many of the individual programs in those schools and others, including criminology, journalism, public relations, counseling and others. The Robert H. Smith School of Business has been ranked among the top business schools in the world by the *Wall Street Journal* and the *Financial Times* of London.

More than 40 percent of all entering freshmen at Maryland are now enrolled in high-achieving programs like the Honors Program, Honors Humanities, College Park Scholars, Gemstone and a growing roster of living-learning communities where students with common interests in such topics as civil society and entrepreneurship can live and study together. With their wide variety of subject areas and top faculty from throughout the university, these programs compete for students with the best public and private universities in the country.

Supporting the research needs of students and faculty are some of the country's best research facilities. In 1994, the largest, most technically ad-

vanced research archives in the world—National Archives II—moved to College Park. In addition, just outside of College Park are the Library of Congress, the Smithsonian Institution and the National Libraries of Agriculture and Medicine, among others. The university itself has the most comprehensive library system in the area.

High tech, engineering and service industries thrive in proximity to the campus, offering a wide spectrum of internship and work-study opportunities that only a major metropolitan area can provide.

Whether your focus is the sciences or the humanities, a small town atmosphere or a metropolitan feel, the University of Maryland, College Park offers a wide range of educational and cultural opportunities. There is no better place to be than the University of Maryland, College Park.

University System of Maryland

Dr. Donald N. Langenberg, Chancellor
 Charles R. Middleton, Vice Chancellor for Academic Affairs
 Joseph E. Vivona, Vice Chancellor for Administration and Finance
 John K. Martin, Vice Chancellor for Advancement


Board of Regents

Lance Billingsley	Adm. Charles R. Larson (USN Ret.)
Nathan A. Chapman Jr.	Bruce L. Marcus
Thomas B. Finan Jr.	David H. Nevens
Dr. Patricia S. Florestano	Hon. James C. Rosapepe
Louise Michaux Gonzales	Hon. Joseph D. Tydings
Nina Rodale Houghton	William T. Wood
Hon. Steny H. Hoyer	Haagner R. Mister
Leronia A. Josey	Saleem A. Rasheed
Clifford M. Kendall	

University Administration

Dr. C.D. Mote Jr., President
 Dr. William Destler, Vice President for Academic Affairs, Provost
 Dr. Charles F. Sturtz, Vice President for Administrative Affairs
 Dr. Linda Clement, Vice President for Student Affairs
 Brodie Remington, Vice President for University Relations
 Don Riley, Vice President and Chief Information Officer

TERMINOTE: Maryland's newest academic building, the *Clarice E. Smith Performing Arts Center*, opened adjacent to Byrd Stadium in the spring of 2001.





EIGHT CONSECUTIVE NCAA TOURNAMENTS • 2001 FINAL FOUR

DISTINGUISHED ALUMNI

2001-02 MARYLAND BASKETBALL • UNIVERSITY OF MARYLAND

William Andrews, '53, Real Estate
Former president, Singer Sewing Machine Co.

William Apollony, '69, Sociology
Senior Vice President, Allfirst

Frank Armsworthy, '51, P.E.
Former Vice Chairman, Saks Fifth Avenue

Robert Basham '70, Bus. Admin.
Co-founder/COO, Outback Steakhouse

Deane Berman, '61, Bus. Admin.
Former PGA Tour commissioner

Anita Beir, '77, Accounting
Controller, US Airways Group

Gail Berman, '78, Theatre
President, Fox Entertainment

Bonnie Bernstein, '92, Journalism
Reporter, CBS Sports

Carl Bernstein, '65, Arts & Sciences
Author, Watergate reporter

Robert Bonner, '63, Government
Commissioner, U.S. Customs Service

Tim Brant, '73, Journalism
Sportscaster, ABC and Jefferson-Pilot

Hal Brierley, '65, Chemical Engineering
Developer of frequent flyer programs

Sergey Brin, '93, Mathematics
President, Google, Inc. search engine

Kenneth Brody, '64, Electrical Eng.
Former chairman, U.S. Export-Import Bank

John Brophy, '71, History
President/CEO, Lockheed Martin IMS

Alan Carey '78, Government
Senior Vice President, PepsiCo

Connie Chung, '69, Journalism
Correspondent, ABC News

A. James Clark '50, Civil Eng.
President, Clark Enterprises

Fran Contino, '68, Accounting
Executive Vice President, CFO, McCormick & Co.

Larry David, '69, Bus. Admin.
Executive producer, *Seinfeld*

Cindy Davis, '87, M.B.A.
Senior Vice President, The Golf Channel

Mathias OeVito, '54, Bus. Admin.
Chairman emeritus, The Rouse Co.

Michael Dingman, '55, Arts & Sciences
Board of directors, Ford Motor Co.

Len Elmore, '78, English
Sportscaster, ESPN and Jefferson-Pilot; former NBA player

Gordon England, '61, Electrical Engineering
U.S. Secretary of the Navy

Fred Ehrlich, '84, Accounting
President, SONY New Technology

Boomer Esiason, '84, Undergraduate Studies
Sportscaster, former NFL player

Raul Fernandez, '90, Economics
Founder & Chairman, Proxicom
Minority Owner, Washington Wizards & Capitals

Carly Fiorina, '80, M.B.A.
President/CEO, Hewlett-Packard

Robert Fischell, '53, M.S. Physics
Inventor, artificial pancreas

Jon Franklin, '70, Journalism
Two-time Pulitzer Prize winner

Ralph Friedgen, '69, P.E.
Head coach, University of Maryland football

Fred Funk, '80, Criminology
Pro golfer



Carl Bernstein



Connie Chung



Fred Funk

Joseph Gildenhorn, '51, Bus. Admin
Former U.S. Ambassador to Switzerland

Roger Hale, '65, History
Board of Directors, H&R Block and Ashland Oil

Herbert Hauptmann, '55, Math
Nobel Prize winner, physics

Jane Henson, '55, Art Education
Creator, The Muppets

Jim Henson, '60, Home Economics
Creator, The Muppets

Donald Himelfarb, '67, History
President, Thrifty Rent-A-Car System

Steny Hoyer, '63, Political Science
Congressman, Maryland's 5th district

Harry Hughes, '49, Bus. Admin.
Former governor of Maryland

Stan Jones, '56, Education
NFL Hall of Fame inductee, '91

Harold Kahn, '70, M.B.A.
Chairman/CEO, Macy's East

Jeffrey Kluger, '76, Gov./Politics
Author, *Apollo 13*

Irene Knox, '34, Education
U.S. Olympian

Allen Krowe, '54, Accounting/Economics
Former Vice Chairman, Texaco

Chris Kubasick, '83, Accounting
CFO, Lockheed Martin

Tim Kurkjian, '78, Journalism
Reporter, ESPN & ESPN Magazine

John Lauer, '63, Chemical Eng.
Former president, B.F. Goodrich

George Laurer, '51, Electrical Eng.
Inventor, Universal Price Code

Samuel LeFrak, '40, Bus. Admin.
Chairman, The Lefrak Organization

William Longbrake, '76, Finance
Vice Chairman, Washington Mutual

Barbara Lucas, '67, Gov./Politics
Senior Vice President, public affairs, Black & Decker

John Lucas, '76, Bus. Admin.
Former NBA player and head coach

Marvin Mandel, '39, Arts/Law
Former governor of Maryland

Odonna Mathews, '72, Nutrition
Vice President, Giant Food

William Mayer, '66, Bus. Admin.
Former CEO, First Boston

Mark McEwen, '76, Radio/TV/Film
Reporter, *CBS Early Show*

Tom McMillen, '74, Chemistry
Former co-chairman, President's Council on Physical Fitness

Mike Miller, '64, Economics
President, Maryland Senate

Paul Mullan, '68, Marketing
Chairman, Wham-O

Renaldo Nehemiah, '81, Radio/TV/Film
U.S. Track & Field Hall of Fame inductee, 1997

Paul Norris, '71, M.B.A.
Chairman, president and CEO, W.R. Grace

Jay Nussbaum, '66, Journalism
Executive Vice President, Oracle

Preston Padden, '70, Economics
Executive Vice President, Disney

Robert Pincus, '68, Bus. Admin.
President, Washington Region, BB&T



Jim Henson



Tim Kurkjian



Mark McEwen



Robert Pincus

Jesus Rangel, '78, Journalism
Vice President, corporate relations, Anheuser-Busch

Robert Ratliff, '58, Industrial Education
Executive chairman, Massey-Ferguson tractors

Judith Resnick, '77, Electrical Eng.
Second woman in space; died in '86 Challenger explosion

Paul Richards, '91, M.S. Electrical Eng.
NASA Shuttle Astronaut

Jimmy Roberts, '79, Radio/TV/Film
Reporter, NBC

Pernell Roberts, '52, Arts & Sciences
Actor

Harvey Sanders, '72, Journalism
Chairman/CEO, Nautica Enterprises

Ben Scotti, '59, Arts & Sciences
Original syndicator, *Boywatch* series

Tony Scotti, '61, Arts & Sciences
Original syndicator, *Boywatch* series

Arnold Seigel, '44, Mechanical Eng.
Conceived and built first arena large-screen TV system

Gene Shue, '54, Bus. Admin.
Former NBA player, coach, general manager

David Simon, '83, Undergraduate Studies
Created TV series *Homicide*

Harry Smith, '49, Electrical Eng.
Inventor, pulse doppler radar

Robert H. Smith, '50, Accounting
Developer of Crystal City complex

Ed Snider, '55, Accounting
Chairman, Philadelphia Flyers

Michele Snyder, '86, Architecture
Minority Owner, Washington Redskins

Bert Sugar, '57, Bus. Admin.
Boxing historian; columnist *Sports Business Journal* Publisher, *Boxing Illustrated*

Leo Van Munching, '50, Marketing/Bus. Admin.
Headed one of America's top import companies

Jim Walton, '81, Radio/TV/Film
President, CNN Networks/U.S.

Pam Ward, '84, Radio/TV/Film
Co-anchor, ESPN and ESPN2

Chris Weller, '66, P.E.
Head coach, University of Maryland women's basketball

Randy White, '74, P.E.
NFL Hall of Fame inductee, '94

Dianne Wiest, '69, Arts & Sciences
Two-time Academy Award winner

Gary Williams, '68, Marketing
Head coach, University of Maryland men's basketball

Dennis Wraase, '66, Accounting
President, PEPCO



Judith Resnik



Bert Sugar



The Scotti brothers, Ben and Tony, played football at Maryland in the late 1950s.

TERMINOTE: Maryland alum Robert Pincus is President of BB&T Bank's Washington region, and plays a pivotal role each year in the BB&T Classic played at Washington's MCI Center.



EIGHT CONSECUTIVE NCAA TOURNAMENTS • 2001 FINAL FOUR

C.D. MOTE JR.

University President

When C.D. "Dan" Mote Jr. became the 19th president of the University of Maryland on Sept. 1, 1998 he proclaimed it a university "on the move." Three years later, under his guidance, Maryland continues to move — at an ever accelerating rate — on the field, in the classroom, in the community, and in the world.

The University of Maryland is the state of Maryland's most important asset, says Mote: "The future of the state depends on this university."

Fulfilling that responsibility is a big job, but Mote is accustomed to that role. He spent his entire academic career at the University of California at Berkeley, where he earned all his degrees, taught engineering and eventually became vice chancellor for university relations before coming to Maryland.

One of Mote's first tasks here was to serve on a governor's task force to examine the funding and organization of the University System of Maryland. The task force recommended, and the General Assembly enacted into law, a reaffirmation of the university's flagship status and a commitment to funding at levels comparable to the best public universities in the nation.

As president, Mote is committed to making that asset even greater by creating a culture of excellence and civility across the campus, continuing to emphasize the highest quality education for students, strengthening the university's internal and external connections, and achieving distinction as an institution where discovery takes place every day and everywhere.

The university's progress in each of these areas can be measured by the quality of its programs; the stature of its faculty; the talent of its students; its partnerships with business; its impact on the state's economy; its ability to apply discoveries to global, national and regional problems; and its world-class, state-of-the-art facilities.

Quality Programs

Over the past decade, Maryland's programs have been improving by leaps and bounds, and when it entered the first decade of the 21st century, it had 60 programs ranked in the top 25 nationally by *U.S. News and World Report*.

While the university's academic successes are across the board, it has emerged as a true powerhouse in business, computer science, earth sciences, engineering, education and journalism. The Robert H. Smith School of Business has achieved top 10 rankings from such beacon publications as the *Financial Times of London* and the *Wall Street Journal*. Every department in the College of Education has programs ranked in the *U.S. News*' top 25, and the Counseling and Personnel Services Program has long been ranked tops in the nation.

Faculty Stature

With the addition during Mote's third year of a Nobel Laureate in Physics and three more Pulitzer Prize winners (to join three already on the faculty), Maryland continues to attract the best faculty available. Nearly two dozen faculty are members of the national academies in their fields, the highest professional recognition attainable.

Experts on the Maryland faculty are regularly sought by the news media for their views on a wide variety of issues, including politics, international affairs, social trends, economics, science and technology.

Talented Students

Over the past 10 years, it has become a virtual cliché to announce that each year's new freshman class is the most talented ever. The average GPA of entering students improved from 3.00 to 3.72 from 1990 to 2000, while the average SAT score rose from 1173 to 1244 in the same period.

Not surprisingly, the number of students enrolling in honors and other special programs has also skyrocketed in recent years. As many as 40 percent of all new freshmen are now enrolled in such programs as Honors, Gemstone, College Park Scholars and other living-learning communities that bring together students with similar academic interests in a residential setting.

Business Partnerships

In order to fulfill its role as the state's most important asset, Mote has emphasized that the university must be engaged with the business and government communities in substantial and meaningful ways. Under his leadership, Maryland has provided its technological expertise to help the state improve its business processes through a web portal and has consulted with hundreds of Maryland businesses through its Technology Extension Program.

In the past year, the university also helped to attract Fujitsu Laboratories of America to open a research facility in College Park. Fujitsu, the third-largest communications company in the world, shares a building with the Joint Global Change Research Institute, a research partnership between the university and the Pacific Northwest National Laboratory.

Research with Impact

Sponsored research funding has more than doubled at the University of Maryland since 1990, adding significantly to the university's value as both an economic and an intellectual resource. In FY 2001, the university received \$250 million in research grants, much of it directed at projects that will directly improve our social, educational and economic well-being.

Recent highlights of research funding include more than \$10 million from the National Science Foundation to study a wide range of issues related to information technology, from hardware to sociological impacts of the Internet. NSF also funded two major teaching initiatives in the College of Education totaling more than \$20 million and taking the university's expertise directly into Maryland schools to improve math and science instruction. Mote himself chaired an NSF-sponsored task force last year to study the feasibility of voting over the Internet.

World-Class Facilities

During Mote's second year in office, the university began the largest building boom in its history, with more than \$100 million in new projects breaking ground that year. New facilities address every aspect of university life, from the arts to recreation to classrooms and laboratories, and, in creative partnership with the private sector, new residential facilities.

Highlights of the construction activity on the campus include the brand-new Clarice Smith Performing Arts Center; the Comcast Center, scheduled to open in 2002; new classrooms for chemistry, computer science, business and engineering; extensive renovations



to the Adele H. Stamp Student Union; and new parking structures.

Mote also has led the development of a new campus master plan that aims at making the university a leader by example in the adoption of Smart Growth principles, ensuring that the campus retains its renowned beauty and has minimal impact on the surrounding environment.

Athletic Excellence


Mote sees athletics as an integral part of the university experience, not just a showcase to impress visitors and friends. Indeed athletic success more often than not reflects academic success, he notes. For example, all four of the teams that played in last season's NCAA basketball Final Four, including Maryland, are members of the prestigious Association of American Universities, the organization that comprises the leading research and academic universities in North America.

"That's no accident," Mote says. "Institutions that are committed to excellence tend to be excellent in every endeavor. Our successes in basketball, lacrosse and other sports reflects our culture of quality as much as our successes in engineering, business, education and journalism."

State leaders in recent years have recognized the wisdom of Mote's assertion that the university is the state's greatest asset, and they have sought to sustain its success through significant budget increases. Every year of Mote's presidency, the General Assembly has increased the university's operating budget by about 10 percent.

The private sector, too, has recognized the importance of supporting the university. Early in Mote's third year, Maryland easily surpassed its seven-year \$350 million fund-raising goal — 18 months early. Before the end of the sixth year of the *Bold Vision/Bright Future Campaign*, the university had raised about \$400 million in gifts ranging from a few dollars to more than \$25 million, to pay for scholarships, endowed professorships, new facilities and programs.

NOTE: Says Dr. Mote, "It is no accident that institutions that are committed to excellence tend to be excellent in every endeavor."





EIGHT CONSECUTIVE NCAA TOURNAMENTS • 2001 FINAL FOUR

DEBORAH A. YOW

Athletics Director

Dr. Deborah A. Yow is in the eighth year of her outstanding tenure as director of athletics at the University of Maryland . . . a year in which she also successfully concluded her presidency of the National Association of Collegiate Directors of Athletics, an organization with a membership of more than 6,100 athletic administrators representing 1,600 colleges and universities in North America and Mexico.


The comprehensive success of Terrapin athletics under Debbie Yow's leadership is a clear and compelling testimony to her values of excellence, teamwork and accountability. Likewise, her election to the presidency of NACDA is an indication of the respect with which Dr. Yow is regarded in intercollegiate athletics and education in the U.S. and Canada.

Last year, Yow was named Female Sports Executive of the Year by the editors of *Street & Smith's Sports Business Journal*. In addition, she received the Carl Maddox Sport Management Award by the United States Sports Academy for excellence in athletics administration.

As a former member of the NCAA Management Council and NCAA Division I Budget Committee, Yow presented a strong voice for excellence and integrity at the highest levels of intercollegiate athletics. In these national roles she has represented the University of Maryland and the Atlantic Coast Conference with a balanced and proactive voice.

Since taking over at Maryland in 1994, she and her staff have:

- Transformed Terrapin athletics into a responsive, goal-oriented organization.
- Balanced all seven of the department's annual budgets (the first balanced budgets for the Terrapins in 10 years prior to her arrival). The budget has now reached \$33 million annually and the sizable prior debts have been eradicated.
- Greatly enhanced the academic support services provided to student-athletes, with an enviable exhausted eligibility graduation rate of nearly 90 percent during her tenure.
- Led the Terrapins to a national all-sports ranking in the upper 15 percent of all NCAA Division I institutions.
- Significantly expanded marketing and fund-raising efforts on behalf of Terrapin athletics. As a result, private gifts to athletics have increased 140 percent and corporate sponsorship revenues have increased by 275 percent during her tenure at Maryland.
- Continued to dramatically improve venues and facilities for the department's 25 teams.



Maryland athletics director Deborah A. Yow was recently awarded the Carl Maddox Sport Management Award by the United States Sports Academy.



- Implemented a strategic management model.
- Developed a comprehensive Internet strategy with management, marketing and fund-raising applications.
- Significantly improved customer care in every area.

The Maryland Department of Athletics has made remarkable progress under Yow's leadership. Regarding the many achievements of Terrapin athletics over the past seven years, Dr. Yow says, "We are pleased, but we are not satisfied . . . our vision is to be one of the top 10 programs in the nation consistently . . . we see no reason to settle for less."

Yow is known for her goal-oriented and proactive management style. She consistently inspires and challenges those around her to "raise our sights and sharpen our tools . . . to work hard and work smart . . . to recognize that our only limitations are those that we place upon ourselves."

As a manager and leader, she clearly models these principles.

She was recently singled out by *Street & Smith's Sports Business Journal* as one of the leading athletic administrators in the U.S.

A former basketball coach, she began her coaching career at the high school level in North Carolina before taking over as head women's coach at the University of Kentucky in 1976. She also achieved an outstanding coaching record as head coach at the University of Florida. She later moved into athletic administration at the University of Florida and the University of North Carolina-Greensboro, followed by a highly successful tenure as A.D. at Saint Louis University.

She has authored numerous articles and books on athletics, management and human behavior, and is a respected leader in intercollegiate athletics in the United States.

Reflecting on the status of the Terrapin men's basketball program, Maryland's director of athletics points out, "Our men's basketball program has been a key element in our emergence as a nationally prominent athletics program. Coach Gary Williams, his staff and team have risen to an

elite level with our eight consecutive trips to the NCAA Tournament, currently one of only nine institutions nationally to have achieved this record. Under Coach Williams' guidance, and with our trip to the NCAA Final Four, the Terrapins have become one of America's elite basketball programs."

Summing up the entire Terrapin athletic program, Yow recently observed, "We have the finest student-athletes, coaches, support staff and administrative team in America. It is because of their courage, hard work and cooperative spirit that we now have a strong, viable athletic program. I am immensely proud of each of them. I am equally proud of our Terrapin fans who buy tickets and our Terrapin Club members who faithfully support the Maryland athletic program with their donations for scholarships, and the Maryland Educational Foundation and M Club members who serve and give liberally. We have a great Terrapin family. That's the foundation for all of our successes . . . and the basis for our bright future."

TERPINOTE: Terrapin sports teams have won eight national championships since Deborah Yow has been Athletics Director.





EIGHT CONSECUTIVE NCAA TOURNAMENTS • 2001 FINAL FOUR

ROB MULLENS

Exec. Sr. Assoc. A.D./Chief of Staff/Internal Operations

Rob Mullens, who joined the Terps' staff as assistant athletics director for business in the summer of 1996, is in his third year as senior associate athletics director for internal operations. He was named chief of staff in February 2001.



Mullens' responsibilities include assisting the athletics director with the overall administration of the department's operations in addition to assisting with the operation of football and men's basketball. He also oversees the supervision of 15 sports and is responsible for overseeing the business office, the ticket office, facilities and operations, and information technology.

As the chief financial officer, Mullens is directly responsible for the department's \$32 million annual budget and the capital debt repayment plan. Mullens also works closely with the athletics director on Title IX compliance and long-range forecasting and planning.

Mullens graduated cum laude in 1991 from West Virginia with a degree in business administration. He earned a master's degree in sport management at West Virginia in 1993. In April of 2000, he was named the 2000 Distinguished Alumnus of the West Virginia Sport Management Program.

Prior to his appointment at Maryland, he was senior business manager and the chief budget officer for the University of Miami (Fla.) athletic department (1994-96).

His background in athletics includes serving as an intern for the senior associate director of athletics at Kentucky (1993) and as a graduate assistant to the assistant athletic director for business at West Virginia (1992-93). Prior to pursuing a career in athletics, Mullens worked for the accounting firm Ernst and Young.

He is married to the former Jane Pearson, who is the Terrapins' assistant athletic director for compliance and senior women's administrator.

KATHLEEN WORTHINGTON

Sr. Associate A.D./Internal Operations

Kathleen Worthington was named associate athletics director for internal operations in May 1999 and promoted to senior associate athletics director in 2001. She came to Maryland from Morehead State University, where she had served as associate A.D. since February 1998 after spending two years as an assistant athletics director.



At Maryland, Worthington is responsible for supervision of baseball, volleyball, women's basketball, and men's and women's soccer. She also oversees the sports medicine, strength and conditioning, and fa-

ILITIES/operations units.

During her time at Morehead State, her primary focus was business operations, policy development, and strategic planning. Prior to Morehead State, Worthington spent two years as the assistant to the A.D. at the University of Wisconsin-LaCrosse.

She also has served as a marketing and media relations specialist and as director of athletics and community youth programs for Catholic Charities in New York state.

She earned her bachelor's degree in mass communications from the College of Notre Dame in Maryland in 1985. She earned a master's degree in public relations from Syracuse and a master's in athletics administration from Wisconsin-LaCrosse.

She was inducted into College of Notre Dame's Athletic Hall of Fame in 1997 and in 1999 was named an NCAA Leadership Fellow. In 1996, she earned the graduate student achievement award from UW-LaCrosse.

JOE HULL

Interim Sr. Associate A.D./External Relations

Joe Hull is in his fourth year as associate athletics director for external relations following 12 years in various athletic fund-raising, ticketing and marketing capacities at North Carolina State University.



At Maryland, Hull oversees all fund-raising efforts for the Terrapins' athletic program, including the Terrapin Club, M. Club, Maryland Educational Foundation, and major gift fund-raising office. During his tenure, athletic fund-raising has increased by more than 300 percent.

In addition, Hull serves as the point person for the Comcast Center, the university's new arena which is expected to open prior to the 2002-03 basketball season. His duties relevant to the arena process have included coordinating the efforts to find a naming gift, designing and managing a capital campaign to help fund arena construction, and working with the architects, construction manager and Maryland Stadium Authority to design and build the arena.

Prior to his arrival in College Park, he was associate director of the NC State Student Aid Association (Wolfpack Club), which raises more than \$7 million annually for athletic scholarships from its more than 14,000 members/contributors. The Wolfpack Club also was responsible for raising more than \$50 million for the construction of a 20,000-seat sports arena through a campaign designed by Hull.

Hull earned his bachelor's degree in business management from North Carolina State University in 1978, a law degree from Campbell University in 1981 and a master's in sports administration from Ohio University in 1985.

His wife, JoAnn, formerly served as an assistant attorney general for the state of North Carolina. They have two children, Josie (10) and Josiah (7).

DAVE HAGLUND

Associate A.D./Media Relations

Dave Haglund joined the University of Maryland athletic staff in January of 1998 following a 16-year career in the sports information office at Fresno State University. At Maryland he serves as the administrative head of the Terrapins' media relations unit, overseeing the development and implementation of initiatives to provide publicity for the university's 25 varsity sports and more than 600 student-athletes.



He was elevated to associate athletics director in February 1999 and assumed responsibilities as sport supervisor for men's and women's lacrosse and men's and women's swimming.


A 1981 graduate of Oregon State University, Haglund began his sports information career as an assistant SID at Fresno State in 1981 and was elevated to sports information director in 1996. During the course of his career at Fresno State, he served as the primary contact person for the Bulldogs' nationally ranked Division I football, basketball, baseball and soccer programs. He also served as information director of the California Bowl (1982-83) for two years.

Haglund and his wife, Cindy, are the parents of two children: Samantha (8) and Matthew (5).

ROBERT KOONCE

Associate A.D./Academic Support

Robert Koonce joined the Maryland athletic staff in January 2001 as associate athletics director for academic support and career development. Koonce directs all academic support and career development programs and services for the Terps.




Most recently, Koonce served as the assistant athletics director of student services at Tulane for three years. While at Tulane, he was a member of the department's senior cabinet, and managed all aspects of the student services operations, including full-time staff, tutors, and other staff members.

Koonce earned his bachelor's degree in economics and sociology from Union College in Schenectady, N.Y., and his master's degree in higher education administration from the University of Michigan in 1990. Upon graduation from Union College, he was named the assistant dean of admissions and financial aid/coordinator of minority recruitment at his alma mater before moving to Michigan.

Koonce worked at Michigan for five years, eventually assuming the responsibilities of assistant academic advisor in the department of intercollegiate athletics for the last three years. He then moved to Skidmore College where he served as the assistant director of admissions/coordinator of multicultural recruitment for a short time in 1995 before entering a three-year stint at the University of Pennsylvania as the assistant athletics director of academic services and recruitment before joining the Tulane staff.

Koonce and his wife Angela reside in Bowie.

TERP NOTE: Joe Hull has played an integral role in the construction of two different ACC sports facilities: Maryland's Comcast Center and NC State's Entertainment & Sports Arena.





EIGHT CONSECUTIVE NCAA TOURNAMENTS • 2001 FINAL FOUR

JANE MULLENS

Assistant A.D./Compliance/ SWA

Jane Mullens is in her fourth year as assistant athletics director for compliance following two years as the department's compliance coordinator.

She serves as the department's senior level manager in NCAA compliance and certification matters related to recruiting, eligibility, financial aid and rules education.

In February 1999, she was promoted to senior women's administrator. Her responsibilities were expanded to include the supervision of four sports programs: softball, field hockey and men's and women's tennis.

Mullens earned a bachelor's degree from Western Washington University in 1992 and a master's in sport management from the University of Miami (Fla.) in 1994.

She was an assistant in the compliance office at Miami in 1995 before being promoted to compliance coordinator in January 1996. As compliance coordinator for the Hurricanes, she was responsible for creating and implementing a rules-education program and creating and monitoring documentation related to recruiting, eligibility, financial aid and rules education.

She was named to a similar position at the University of Maryland in July 1996. She began her career in athletic compliance as an intern at Miami in 1994.

She is married to Rob Mullens, Maryland's senior associate athletics director for internal operations.




CURT CALLAHAN

Assistant A.D./Operations & Facilities

Curt Callahan, a veteran member of the Terrapins' athletic staff, is in his 14th year overseeing Maryland's athletic operations and facilities. For the past 23 years he served as an assistant wrestling coach with the Terps under head coach John McHugh. Callahan was named the department's facilities coordinator in 1988 and was elevated to assistant athletics director in 1997.

As the key contact person on operations and facilities, Callahan manages the department's vast athletic complex, including Byrd Stadium and Cole Field House. In recent years, he played an instrumental role in three major building projects: the upper deck addition to Byrd Stadium, the construction of the Gossett Football Team House, and the completion of the James H. Kehoe Track and Field Facility and Ludwig Field. His game management responsibilities have included overseeing numerous NCAA lacrosse tournaments held in College Park.

His tenure at the university dates to his undergraduate days as a wrestler in the late 1960s, when he played an integral role in the Terps winning four consecutive ACC wrestling championships. Callahan was



a two-time conference champion, winning individual titles in 1969 and '70. He was 22-1 as a junior, his only loss coming to NCAA and eventual Olympic champion Dan Gable of Iowa.

Callahan was a two-time qualifier to the U.S. Olympic Trials and final elimination camp. In both 1972 and '76, he finished fourth nationally in Greco-Roman at 149.5 pounds.

Callahan and his wife Sandy reside in Laurel.

WENDY BROWN

Assistant A.D./ Ticket Operations

Wendy Brown was promoted to assistant athletics director for ticket operations in September 2000 after serving the previous three years as the Terrapins' athletic ticket manager. Brown oversees all phases of advance and game-day ticket sales, and works closely with the athletic marketing office in the design of ticket sales campaigns, brochures and advertisements. She has also overseen major hardware and software advancements in the ticket office.

Brown, who has been in collegiate athletics since 1989, joined the University of Maryland staff in August 1997 after serving the previous two years as associate ticket manager at Miami (Fla.). From 1993-95, she was ticket manager and event supervisor at the University of the Pacific in Stockton, Calif. She served as assistant ticket manager at Miami from 1990-93 and as assistant to the ticket manager at University of Colorado in 1989-90.

She earned a bachelor of arts degree in communications from Colorado in 1989.



MICHAEL LIPITZ

Assistant A.D./Administration

Michael Lipitz was promoted to assistant athletics director for administration in January 2001 after serving as the executive assistant to the director of athletics since August 1999.

Lipitz works closely with the athletic director in managing the administration of the athletic department. He oversees a wide variety of projects and special events, is responsible for many of the department's annual reporting requirements, and serves as a liaison to Dr. Charles Wellford, the Faculty Athletic Representative. He also spearheaded the athletic department's efforts related to the second cycle of the NCAA Division I Athletics Certification Self-Study.

Lipitz graduated cum laude from the University of Maryland with a degree in government and politics, and minors in English and political leadership. He was a four-year varsity starter on the men's tennis team, served as co-captain his junior and senior years, and won the Geary F. Eppley Award for the senior letterwinner with the highest overall grade point average.

Prior to joining the Terps' staff, Lipitz earned his law degree from Villanova Law School, where he specialized in family law.



ELLIOT UZELAC

Assistant A.D./Internal Operations

Elliot Uzelac was named assistant athletics director for internal operations and director of championships in February 2001. His responsibilities include serving as sport supervisor for men's golf, gymnastics, wrestling and track and field in addition to coordinating conference and national championship events hosted by the department. He also oversees the band and cheerleaders.

Uzelac brings a vast background in coaching to the position, assuming his new post following a 34-year career as a college and NFL football coach, including stints as head coach at Navy (1987-89) and Western Michigan (1975-81). From 1998-2000, he served as offensive line coach at the University of Maryland. He joined the Terrapin staff after serving as offensive coordinator/offensive line coach at the University of Minnesota in 1997. From 1995-96, he was associate head coach at the University of Kentucky.

A 1964 graduate of Western Michigan, Uzelac also has coached for the Cleveland Browns, Ohio State, Indiana, Navy, Michigan, and Bowling Green. Among the coaches he has served under include Bo Schembechler, Bill McCartney, Don Nehlen, Bill Mallory, and Bill Curry.

Uzelac earned a master's degree in physical education from Bowling Green in 1996. He and his wife, Wendy, have two children, Lisa and Nick; one granddaughter, Jordan; and two grandsons, Elliot and Isaac.



CHARLES WELLFORD

Faculty Athletic Representative

Dr. Charles F. Wellford, professor and chair of the Department of Criminology and Criminal Justice, is in his sixth year as the University of Maryland's faculty athletic representative. In this role, he represents the University of Maryland and its faculty in the institution's relationships with the NCAA and Atlantic Coast Conference. Dr. Wellford also serves as the director of the University of Maryland Center for Applied Policy Studies and the Maryland Justice Analysis Center.

He served as president of the Atlantic Coast Conference for the 1999-00 academic year, and has chaired the University of Maryland's Athletic Council since 1995-96. He previously served on the Athletic Council from 1986-89 and 1992-95.


At the University of Maryland, Dr. Wellford has been involved in a variety of leadership roles. He was interim associate provost for research and for continuing education. He is chair of the law and justice committee at the National Academy of Sciences.

He serves on numerous state and federal advisory boards and commissions, and is a past (1995-96) president of the American Society of Criminology (ASC).

Wellford received his bachelor's and master's degrees from the University of Maryland and his Ph.D. from the University of Pennsylvania.



TERP NOTE: With 29 years of experience, Curt Callahan is one of Maryland's longest-tenured athletics administrators.



EIGHT CONSECUTIVE NCAA TOURNAMENTS • 2001 FINAL FOUR

ACADEMIC SUPPORT & CAREER DEVELOPMENT

The University of Maryland is committed to providing the highest quality education to all of its students. The Department of Intercollegiate Athletics strives to provide student-athletes excellent opportunities to participate in an intercollegiate athletics program of the highest quality, with the result that their athletics participation becomes an integral and valued component of their total educational experience at the university.

Terrapin student-athletes will find that the same hard work and discipline that has earned them success in athletics competition is also required in the classroom. Balancing the significant time demands and responsibilities required to be a successful student-athlete at the highest collegiate level is no small task. Therefore, as a result of their commitment to representing the university through athletics, Terrapin student-athletes are able to utilize support programs designed to meet their specific needs.

Led by associate athletics director Robert Koonce, the mission of the Academic Support and Career Development Unit (ASCDU) is to provide quality developmental programs and need-based services that will enhance academic progress, facilitate career development, and encourage the psychosocial growth of all UM student-athletes.

The Gossett Academic Support and Career Development Center for Terrapin student-athletes, named for long-time Terp supporters Barry and Mary Gossett, is located in Cole Field House. It features a study center that includes 24 desktop computers, private study cubicles, a tutoring center, classrooms, and individual offices for five professional academic counselors, a director of enrichment programs, an assistant program coordinator, a career counselor and two graduate assistants. In addition, the center's extended site is located in the Gossett Football Team House, and includes office space for three professional counselors and a 16-station desktop computer center.

Academic courses, programs and services offered by ASCDU include the following:

- Prospective student-athlete orientation
- Academic counseling
- NCAA academic eligibility monitoring
- Academic enrichment and career development presentations and workshops
- Accredited tutorial support
- Mentor program
- Individualized learning program
- EDCP 108-J (Career decision making and planning)
- EDCP 108-K (College learning strategies and skills)
- EDCP 108-M (Math learning strategies and skills)
- UNIV 100/101 (First-year transitions to the university)

Career & Internship Fair

Because career development is an ongoing process, ASCDU provides a variety of programs for student-athletes throughout the year. Professional assistance with resume writing, interviewing skills, graduate school search, and job search is readily available to all student-athletes. During the spring semester ASCDU hosts the Student-Athlete Career & Internship Fair, in which student-athletes can learn about career interests and career planning. Unlike typical "job fairs," the purpose of this program is to allow student-athletes to explore multiple career opportunities by speaking directly to individuals in their chosen areas of interest. Employers at the Career & Internship Fair recognize the marketable qualities student-athletes have gained through athletic participation. Student-athletes learn about opportunities for internships and full-time jobs.



ASCDU hosts an annual career fair at the student union.

Maryland's Recent Graduation Rates

Year*	Student-Athletes	All Students
1994	63%	64%
1993	61%	63%
1992	54%	64%
1991	51%	63%
1990	69%	61%
1989	68%	66%
1988	65%	64%
1987	57%	61%
1986	54%	64%
1985	59%	56%

Terps' Academic Honorees

Year	ACC Honor Roll	Md. Scholar-Athletes
2000	181	409
1999	162	345
1998	149	294
1997	143	266
1996	153	295
1995	120	240
1994	131	197

*Indicates year freshman student-athletes on aid entered the university.

Terp Choices

Personal growth is fundamental to all ASCDU programs and services. Terp Choices is a program that provides student-athletes the opportunity to identify their fundamental values, develop communication skills, and enhance decision making skills that will enable them to manage their personal health and well-being. Interactive presentations are given by trained student-educators who intend to illustrate to athletic team participants that an individual's choice may affect an entire team. This campus-wide program is partially funded by grants from the NCAA and ACC.

Student-Athlete Advisory Council

The Student-Athlete Advisory Council (S.A.A.C.) plays an important role in the Department of Intercollegiate Athletics. It consists of a representative from each varsity sport and meets on a regular basis with representatives from the athletic administration. The S.A.A.C. mission is to enhance the total student-athlete experience by developing leadership skills, promoting student-athlete welfare and fostering a positive student-athlete image on the Maryland campus, local area, and nationally.

Holden Serves As SAAC President

Maryland men's basketball junior **Tahj Holden** is in his first year as the president of the Student-Athlete Advisory Council. As one of his first duties as president, Holden gave a stirring speech at the annual student-athlete picnic this past fall (left). He also was an active participant at student-athlete day this past winter, signing many autographs for students (right).



Maryland Gameplan

The Maryland Gameplan is intended to assist graduating Terrapin student-athletes as they begin the job search process. It is distributed to more than 1,000 corporations and businesses across the country. Prospective employers are introduced to our graduating student-athletes with resume information relative to academic, career and personal achievements. The Maryland Gameplan directory is produced annually in collaboration with the M Club.



TERP NOTE: Basketball forward Tahj Holden not only is the president of the Maryland Student-Athlete Advisory Council, he also is the vice president of the ACC S.A.A.C.





EIGHT CONSECUTIVE NCAA TOURNAMENTS • 2001 FINAL FOUR

CHAMPS/Life Skills Programs

ASCDU houses the NCAA's (National Collegiate Athletic Association) **Challenging Athletes' Minds for Personal Success Program (C.H.A.M.P.S.)** and the **NCAA LIFE SKILLS Program**. The ASCDU staff, in collaboration with various other Department of Intercollegiate Athletics' units and campus resources, strives to provide a systematic personal development program designed to reach each student-athlete based on his or her individual needs. The focus of the program is on the individual academically, athletically, and emotionally, and on the changing needs and skills of that individual in the years during college and after graduation. The menu of presentations, workshops and seminars is a comprehensive and balanced system of "life learning" programs promoted for use by each varsity sport team.

Highlights of the CHAMPS/Life Skills Programs:

- Support efforts of every student-athlete toward intellectual development and graduation
- Use athletics as preparation for success in life
- Meet the changing needs of student-athletes
- Promote respect for diversity among student-athletes
- Enhance interpersonal relationships in the lives of student-athletes
- Assist student-athletes in building positive self-esteem
- Enable student-athletes to make meaningful contributions to their communities
- Promote ownership by the student-athletes of their academic, athletic, personal and social responsibilities
- Enhance partnerships between the NCAA, member institutions and their communities for the purpose of education
- Encourage the development of leadership skills

CHAMPS/Life Skills Programs Commitment Statements

Commitment to Academic Excellence To support the academic progress of the student-athlete toward intellectual development and graduation.

Commitment to Athletic Excellence To build philosophical foundations for the development of athletic programs that are broad-based, equitable and dedicated to the well-being of the student-athlete.

Commitment to Personal Development To support the development of a well-balanced lifestyle for student-athletes, encouraging the emotional well-being, personal growth and decision making skills.



Sophomore Chris Wilcox at work in the ASCDU, which houses 40 computer work stations available to student-athletes.

Commitment to Career Development To encourage the student-athlete to develop and pursue career and life goals.

Commitment to Service To engage student-athletes in service to his/her campus and surrounding communities.

Academic Support For Returning Athletes

The Academic Support for Returning Athletes Program was created in 1986 to support the academic efforts of former varsity student-athletes at the University of Maryland, College Park. In 1989, ASRAP was assigned by the President's Office to the Academic Achievements Program and enrolled 40 students that year. As a member of the National Consortium for Academics and Sports (NCAS), the University of Maryland is committed to returning its former athletes for degree completion. A key component of the program is community outreach. Each returning student is provided with a "workshop" that allows the cost of tuition and fees to be exchanged for community services with youth.


ASCDU EVENTS



Maryland football seniors Melvin Fowler and Gullian Gary participated in National Student-Athlete Day 2001.



Former Terp and current Baltimore Raven Lorry Webster addressed Maryland student-athletes and elementary school students about life.



All-American gymnast Gillian Cote was honored by President C.D. Mote Jr. for holding a perfect 4.0 GPA throughout her entire college career.



Hundreds of students were addressed by Terp student-athletes during 2001 Student-Athlete Day.

TERP NOTE: A record 203 Maryland student-athletes achieved ACC honor roll status for the 2000-01 academic year.



EIGHT CONSECUTIVE NCAA TOURNAMENTS • 2001 FINAL FOUR

UNDERGRADUATE PROGRAMS OF STUDY

College of Agriculture and Natural Resources

Agricultural and Resource Economics
Agriculture/Veterinary (combined)
Animal Sciences
Biological Resources Engineering
Conservation of Soil, Water, and Environment
Crop Science
Dietetics
Environmental Science and Policy
Food Science
General Agricultural Sciences
Horticulture
Landscape Architecture
Natural Resources Management
Nutritional Science
Turf and Urban Agronomy

School of Architecture

College of Arts and Humanities

American Studies
Art
Art History and Archaeology
Chinese
Classics
Dance
English Language and Literature
French Language and Literature
Germanic Studies
History
Italian Language and Literature
Japanese
Jewish Studies
Linguistics
Music/Music Performance
Philosophy
Romance Languages
Russian Area Studies
Russian Language and Literature
Spanish Language and Literature
Speech Communication
Theatre
Women's Studies



College of Behavioral and Social Sciences

Afro-American Studies
Anthropology
Criminology and Criminal Justice
Economics
Environmental Science and Policy
Government and Politics
Hearing and Speech Sciences
Psychology
Sociology

Robert H. Smith School of Business

Accounting
Business/Law
Finance
General Business and Management
Logistics and Transportation

Management and Organization
Management Science and Statistics
Marketing
Personnel and Labor Relations
Production Management
Transportation, Business and Public Policy

College of Computer, Mathematical and Physical Sciences

Astronomy
Computer Engineering
Computer Science
Environmental Science and Policy
Geology
Mathematics
Physical Sciences
Physics

College of Education

Early Childhood Education
Elementary Education
Secondary Education
Art
English
Foreign Language
Mathematics
Music
Science
Social Studies
Speech and English
Theatre and English
Special Education

A. James Clark School of Engineering

Aerospace Engineering
Biological Resources Engineering
Chemical Engineering

Civil Engineering
Computer Engineering
Electrical Engineering
Engineering (B.S. in)
Environmental Science and Policy
Fire Protection Engineering
Materials and Nuclear Engineering
Mechanical Engineering

College of Health and Human Performance

Family Studies
Health Education
Kinesiological Sciences
Kinesiology

Philip Merrill College of Journalism


College of Life Sciences

Biochemistry
Biological Sciences
Biology
Cell Biology and Molecular Genetics
Environmental Science and Policy

Undergraduate Studies

College Park Scholars
Division of Letters and Sciences
Individual Studies Program
Law and Health Professions
Pre-Dental Hygiene
Pre-Dentistry
Pre-Law
Pre-Medical Technology
Pre-Medicine
Pre-Nursing
Pre-Optommetry
Pre-Osteopathic Medicine
Pre-Pharmacy
Pre-Physical Therapy
Pre-Podiatric Medicine
Pre-Veterinary Medicine
University Honors Program
Gemstone
Honors Humanities

ASCDUSTAFF



ROBERT KOONCE
Associate A.D./ASCDU



KAREN SCHIFERL
Associate Director



HEATHER ARIANNA
Assoc. Director/Football



KATHY FONTAINE
Assistant Director



DON PEARMAN
Assistant Director



ANDREA POAG
Academic Counselor



LISA DEDEPPO
Dir. of Enrichment Programs



LISA NOBLE
Graduate Assistant




DAHLIA LEVIN
Program Asst./Football




SOONHOON HAHN
Career Dev. Asst.

Men's Basketball Counselor



MELVIN ROBINSON
Academic Counselor

TERNOTE: Commencement activities during December and May have been annual events at Cole Field House.





EIGHT CONSECUTIVE NCAA TOURNAMENTS • 2001 FINAL FOUR

SPORTSMEDICINE

Medical Staff

The University of Maryland Department of Intercollegiate Athletics and the University of Maryland Medical Center's Sports Medicine program have joined forces to provide the best possible medical attention and care to all Terrapin student-athletes.

Orthopedic surgeon Leigh Ann Curl, M.D., serves as the head team physician. Dr. Curl is part of the growing University Sports Medicine program of the University of Maryland Medical Center, which also provides medical care for the Baltimore Ravens of the NFL, UMBC, Coppin State University and 14 high schools.

Says Deborah A. Now, Maryland's director of athletics: "When we recruit student-athletes to play for Maryland, we owe them the best education, the best coaching and the best comprehensive health care. Dr. Curl is an excellent physician who understands college athletics. It is especially gratifying for us to partner with our medical center in the same fashion as other ACC institutions do with their medical schools."

LEIGH ANNCURL, M.D.

Head Team Physician

Leigh Ann Curl, a former All-American basketball player at the University of Connecticut and a 1998 inductee into the GTE Academic All-America Hall of Fame, is in her fifth year as Maryland's head team physician. She is on faculty as an assistant professor of orthopedic surgery at the University of Maryland School of Medicine.



Dr. Curl received her medical degree from Johns Hopkins University, where she also served her internship and residency. She completed a fellowship in sports medicine and shoulder surgery at Hospital for Special Surgery at Cornell University Medical Center in New York City. During her fellowship, she worked as team physician for St. John's University, the New York Mets and the New York City public schools recreation program. She also has volunteered as a team physician with Johns Hopkins University, USA Basketball and USA Rugby.

Dr. Curl graduated summa cum laude from the University of Connecticut in 1985 and was her class valedictorian. She was a four-year starter on the women's basketball team, serving two years as team captain, and became the third women's basketball player in school history to score 1,000 points. She finished her career among the all-time leaders in points and rebounds at UConn. A two-time GTE Academic All-American, Curl also was a two-time Big East Conference Scholar-Athlete of the Year.

YVETTEROOKS, M.D.

Primary Care Physician

Dr. Yvette Rooks is in her fourth year as a primary care physician for Maryland's athletic program. Dr. Rooks graduated from the Upstate Medical School/Health Science Center in Syracuse, N.Y., in 1993. She completed her residency in family medicine and a sports medicine fellowship at the University of Maryland, Baltimore. She



currently is an assistant professor in the Department of Family Medicine at the University of Maryland School of Medicine. Dr. Rooks also serves as a team physician at Coppin State.

She graduated with honors from the State University of New York at Albany where she was a four-year starter on the volleyball team.

SEANCURTIN, M.D.

Primary Care Physician

Sean Curtin is in his third year as a primary care physician with the University of Maryland's athletic program. Dr. Curtin is a graduate of the University of Maryland School of Medicine residency and fellowship training programs. He is board certified in both internal medicine and sports medicine.



Dr. Curtin is in private practice in Bel Air, Md., specializing in primary care and sports medicine, and is currently a clinical instructor at the University of Maryland School of Medicine.

Dr. Curtin played collegiate baseball at Villanova. He and his wife, Yolanda, are the parents of Calvin, 5, and Matthew, 3.

SANDYWORTH

Head Athletic Trainer

Sandy Worth, who has been affiliated with Maryland's athletic program since 1973, coordinates and directs the medical care for the Terps' football program in addition to her responsibilities as the university's head athletic trainer.



A native of Timonium, Md., Worth supervises and schedules a professional staff of six full-time assistants and approximately 25 student trainers who combine to provide medical assistance to the university's more than 600 student-athletes. Worth, a 1973 graduate of Maryland, joined the Terps' staff that same year as an associate trainer. She was promoted to head trainer in 1992.

During her career at Maryland, Worth has worked directly with five teams that have captured national championships — four in women's lacrosse and one in field hockey. In addition, she was the trainer for the women's basketball program when it won eight ACC titles and advanced to three NCAA Final Fours.

Student Health Center

Dr. Sacared Bodison, Dr. Stephen Fahey and Dr. John Lucas are three full-time University Health Center physicians who specialize in sports medicine. Dr. Bodison is the assistant director for medical services at the Health Center and has been involved with the care of student-athletes since 1982. Dr. Fahey is an emergency physician who is in his 15th year working with the Terrapins. Dr. John Lucas, a family practice physician, is in his third year of affiliation with the university's athletic teams. All three doctors are available to treat student-athletes daily on an as-needed basis in the Health Center. In addition, Dr. Margaret Bridwell serves as director of the University Health Center and is a member of the Maryland Athletic Council.

TRAINING STAFF



BRANT BERKSTRESSER
Football



J.J. BUSH
Men's Basketball
(Bio on page 50)



MATT CHARVAT
Women's Basketball/
Football



SHAWN HENDI
Men's Lacrosse/
Men's Soccer



PHYLLIS SANDERS
Women's Soccer/
Wrestling



DIANE TURGEON
Field Hockey/
Women's Lacrosse



SACARED BODISON




STEVEN FAHEY



JOHN LUCAS

TERPNOTE: Dr. Leigh Ann Curl doubles as a team physician for the NFL Baltimore Ravens.



EIGHT CONSECUTIVE NCAA TOURNAMENTS • 2001 FINAL FOUR

STRENGTH & CONDITIONING

In the highly competitive world of collegiate basketball, the off-court preparation of the basketball athlete is a critical component in the on-court success of any Division I program. Kurtis Shultz, Maryland's strength and conditioning coach for men's basketball, believes strongly that a solid off-court training program can dramatically improve levels of performance, as well as significantly reduce the chance of injury. The benefit of performing structured strength and power training throughout the entire year has allowed the Terps to reach new levels in physical development and, in turn, has resulted in great success on the basketball court.

Shultz's philosophy consists of allowing the players to gain strength, speed and change of direction capabilities through drills that are basketball oriented. He believes that the team must be prepared to run and play the up-tempo style of basketball that is Gary Williams' trademark. Shultz trains the team so that it will be able to run Williams' style.

The members of the men's basketball team have the use of a fully-equipped weight training facility located adjacent to its locker room in Cole Field House. The conveniently located facility has a complete line of free weight equipment as well

as a full line of Cybex selectorized machines. The strength staff utilizes this facility specifically during the season as basketball team members are personally trained after practice. Since the end of the 1998-99 season, the facility has been upgraded

through the addition of new cardiovascular equipment and state-of-the-art lifting materials.



The Terps' basketball weight facility is fully-equipped and perfect size for the training, located just outside the Maryland locker room.




Kurtis Shultz working with Chris Wilcox in the weightroom.



Shultz keeps the Terps stretched during pregame warmups.

TERP NOTE: Strength coach Kurtis Shultz, also a former Terp basketball player, has been a personal trainer for the Baltimore Ravens' Ray Lewis and Shannon Sharpe.





EIGHT CONSECUTIVE NCAA TOURNAMENTS • 2001 FINAL FOUR

TERRAPIN CLUB

Championships Begin With Scholarships


The Terrapin Club is composed of alumni, friends and fans of University of Maryland athletics. Your Terrapin Club contribution provides annual athletic scholarship support to our student-athletes. As a Terrapin Club member, you will enjoy the camaraderie and fellowship unique to this organization. Supporting the Club is a great way to stay connected with the University of Maryland, the state's flagship institution. Most importantly, you will feel the pride and satisfaction in providing a University of Maryland student-athlete with a quality education.

Your donation is vital. The Department of Intercollegiate Athletics operates without significant university funding and receives no state appropriations or tax dollars for operational expenses. We are challenged to fund the 269 full scholarships presently offered and, in the future, to fund the maximum number of scholarships allowed by the NCAA for our 25 sports. We cannot reach this goal without your participation.

How Do I Get Involved?

Direct gifts are the most common way of contributing. They are made in the form of cash, stock, checks or credit card (Visa, MasterCard, American Express or Discover). For your convenience, a personal checking account can be debited a set amount every month.

In many cases, corporate matching gifts may be used to make your Terrapin Club contribution. Please contact your employer to see if you are eligible for a matching gift program.



How Much Should I Contribute?

The Terrapin Club is composed of the following levels of membership, with benefits varying by giving level.

Recent Graduate	\$25 (year 1 after graduation)
Recent Graduate	\$75 (year 2 after graduation)
Silver	\$125 - \$249
Silver 250	\$250 - \$599
Gold	\$600 - \$1,199

Still Have Questions?

Call the Terrapin Club at (301) 314-7020 or (800) 653-7667, or refer to our website at www.umd.edu/terrapin-club.

Success Breeds Success...



"As a scholarship athlete, I was provided with a platform of opportunities ... a chance to make a difference ... Maryland athletics gave me that and more..."

RENALD NEHEMIAH
Track '81

Member, U.S. Track and Field Hall of Fame
Terrapin Club Board of Directors

"Receiving a scholarship was, in itself, an honor; but more important, it allowed me to spend valuable time participating in internships that prepared me for my career, instead of working my way through school. That scholarship is still paying dividends, years after my time in College Park."

BONNIE BERNSTEIN
Gymnastics '92
CBS Sports Broadcaster



BOARD OF DIRECTORS



BOB BAKER
Terrapin Club President

John Llewellyn, President Elect
Todd Schoenberger '93, First Vice President
Deborah Potter '87, Secretary/Treasurer
Erwin S. Raffel '58, '61, Past President

John Alahouzos '71	Ann Byrd '68
Todd Davis '93	Stan Goldstein '68, '70
Robert Gonzales '71	Larry Grabenstein '72
Ward Griffith '73	Joe Katz '85
Rohit Kishore '88	Debbie Lawrence '76
Carroll Marriott '67	Renaldo Nehemiah '81
Jody Olsen '72, '79	Wilson Phipps '79
Halee Rosensky '00	Scott Werber '86
Jeff Weintraub	Erik Young '74, '79

TERRAPIN CLUB STAFF



ANDREW PLENN '90
Terrapin Club
Executive Director




JULIE POTTER '96
Assistant Director



DANA DELANEY
Admin. Assistant



JENNIFER EVOY
Gift Processor



EIGHT CONSECUTIVE NCAA TOURNAMENTS • 2001 FINAL FOUR

MAJOR GIFTS FUNDRAISING

As we prepare to compete in the 21st century, Maryland athletics must ensure that our program is able to remain competitive by recruiting high caliber players and maintaining and attracting loyal fans.

To do so, as part of *Bold Vision • Bright Future: The Campaign for the University of Maryland*, the Department of Intercollegiate Athletics has entered into a historic effort to increase private financial support for the construction and renovation of athletic facilities.

At the center of the plan for our future is a new, state-of-the-art arena and home for Maryland Athletics, the Comcast Center (rendering at right). The Building Partners Campaign is the Department of Intercollegiate Athletics' effort to raise \$20 million in outright gifts toward the construction of the Comcast Center. Quality facilities attract outstanding student-athletes, great crowds and a tremendous amount of energy and excitement. The competition site for men's and women's basketball, wrestling, volleyball and gymnastics, Comcast Center will be the centerpiece of intercollegiate athletics at the University of Maryland. Our venue will again be the absolute best in the Atlantic Coast Conference.



CHERYL HARRISON
Interim Asst. A. D. /
External Affairs

By participating in the Building Partners Campaign, athletic benefactors have a chance to make a historic impact on the future of the University of Maryland and its athletics program. The Building Partners Campaign offers donors a unique opportunity to permanently

link their names to the tradition of Terrapin athletics. Donors who make contributions of \$25,000 to \$1 million or more are entitled to permanent seat assignments in Comcast Center, in recognition of the substantial investment they have made in Maryland Athletics with their Building Partners Campaign contributions.

To obtain additional information on supporting the Building Partners Campaign, contact Cheryl Harrison or Dick Corrigan at 301-314-7020 or toll free at 800-653-7667 or visit our website at www.umd.edu/terrapinclub.



MARYLAND EDUCATIONAL FOUNDATION

The primary mission of the Maryland Educational Foundation (MEF) is to provide scholarship endowment funds in support of the athletic department's annual athletic scholarship expenses. By supporting talented, deserving student-athletes, donors ensure that our legacy of excellence will continue and grow. For more than 50 years, the MEF has provided financial support for Maryland athletics and is an important part of the department's gift-giving program. The vision of the MEF is to raise enough dollars through private gifts to build an endowment capable of permanently funding many of the university's scholarships now being awarded.



DICK CORRIGAN
Director,
Major Gifts

at 301-314-7020 if you would like more information.

What is an endowment? An endowment is a gift in which the principal is held in perpetuity, with only the income used (in part or whole) for scholarships. The MEF invites you to discuss gifts such as cash, securities, real estate, insurance, personal property, life income, gifts of pooled income funds, charitable remainder trusts, charitable gift annuities, wills and bequests. An endowment gift is truly a significant investment in the future of Maryland athletics. Contact Dick Corrigan or Cheryl Harrison

MEF BOARD OF DIRECTORS

- | | | |
|----------------------------|------------------|---------------------|
| Chairman | Jack Scarbath | Richard N. Reed |
| Vice-Chairman | Frank Shull III | Brodie Remington |
| Secretary/Treasurer | Barry P. Gossett | John Rymer |
| Past Chairman | Barry P. Gossett | Logan Schutz |
| Executive Director | Dick Corrigan | Mark G. Turner |
| | | Robert E. Weiss |
| | | Wallace E. Whitmore |
| | | Deborah A. Yow |

- Hotsy Alperstein
Waldo Burnside
Jonathan Claiborne
Dr. John Dennis
Lawrence Doll
Thomas Fields
Charles R. Grant
Chester Hanulak
Carole Harris

- John I. Heise
Dr. H. Palmer Hopkins
Arthur Kramer
Thomas Marcos
Leonard G. Mathias
John W. McCracken
John F. Miller
Wilson Phipps
Dr. Erwin Raffel

M CLUB

A 78-year Tradition of "Athletes Helping Athletes"

The M Club was founded in 1923 by a group of former University of Maryland athletes led by Dr. H.C. "Curley" Byrd to encourage excellence in athletics. It is one of the oldest and most respected letterwinner clubs in the country with an organization of more than 4,200 former Maryland varsity athletes.

The M Club goals are to help achieve the very best overall academic and athletic program for the 25 varsity teams, to aid the athletes in making positive contributions to the community, to obtain and maintain funds for awards and scholarships and to cultivate social contact and good sportsmanship among the wearers of the "M."

Membership participation, through the payment of annual dues, helps build the scholarship endowment fund and support student-athletes' awards and recognition efforts. Members receive the monthly athletic department publication (TerpTalk) for information about the current teams and news about your former teammates.

In addition, active members receive information about, and discounts for, various M Club activities. Many benefits are intangible, though, including the satisfaction of having lettered at a great university and being a part of a unique and exclusive organization. Stay involved with Maryland athletics.

University of Maryland letterwinners interested in the M Club should call David Diehl at (301) 314-5372 or Dotti Warren at (301) 314-7020, or visit our website at www.umd-mclub.org. Remember the M Club, "Athletes Helping Athletes."


M CLUB EXECUTIVE COMMITTEE

- Lisa Gibson, President
Al Naylor, President-Elect
Gerald Bectle, Vice President
Marshall Fesche, Treasurer
Phil Calder, Assistant Treasurer
Steve Hayleck, Executive Committee
Bryan Borda, Executive Committee
John Lamon, Executive Committee
Laura LeMire, Executive Committee
Russell Davis, Executive Committee
Jonathan Claiborne, Executive Committee
Jack Heise, Legal Advisor
David Diehl, Executive Director



DAVID DIEHL
Director,
M Club

TERPNOTE: Dave Diehl has developed Maryland's M Club into one of the nation's pioneer organizations for student-athlete alumni groups.





EIGHT CONSECUTIVE NCAA TOURNAMENTS • 2001 FINAL FOUR

ATHLETICS DIRECTORY

All numbers are 301 area code

Athletics Director's Office

Athletics Director	Deborah A. Yow	314-7075	
Executive Administrative Assistant	Joyce Taylor	314-7075	jt2@umail.umd.edu
Exec. Senior Assoc. Athletics Director/Chief of Staff	Rob Mullens	314-7046	rm169@umail.umd.edu
Administrative Assistant	Vicki Spinelli	314-8678	vs9@umail.umd.edu
Administrative Assistant	Lynn Ross	314-6999	lr107@umail.umd.edu
Sr. Associate Athletics Director/Internal Operations	Kathleen Worthington	314-7078	kw130@umail.umd.edu
Interim Sr. Assoc. Athletics Director/External Relations	Joe Hull	314-7035	jh303@umail.umd.edu
Assistant Athletics Director/Internal Operations	Elliot Uzelac	314-7162	eu6@umail.umd.edu
Assistant Athletics Director/Administration	Michael Lipitz	314-7171	ml210@umail.umd.edu
Director of Personnel Services	Lisa Lepore	314-1967	ll90@umail.umd.edu

Academic Support and Career Development

Assoc. A.D./Academic Support & Career Development	Robert Koonce	314-7040	rk153@umail.umd.edu
Sr. Associate Director	Karen Schiferl	314-7039	ks221@umail.umd.edu
Associate Director	Heather Arianna	314-7037	h159@umail.umd.edu
Assistant Director	Kathy Fontaine	314-9662	kl67@umail.umd.edu
Assistant Director	Donald Pearman	314-7042	dp70@umail.umd.edu
Academic Counselor	Melvin Robinson	314-7044	marobin@wam.umd.edu
Academic Counselor	Andrea Poag	314-7038	apoag@wam.umd.edu
Director, Enrichment Programs	Lisa DaDeppo	314-2797	lw166@umail.umd.edu
Career Development Assistant	Soonhoon Ahn	314-1845	ahns1@wam.umd.edu
Learning Specialist	Lisa Noble	314-7041	enoble@wam.umd.edu
Program Asst. (Football)	Dahlia Levin	314-9291	dlevin@wam.umd.edu
Assistant Program Coordinators	Tinah Houck	314-0690	houck@wam.umd.edu
Academic Counselor	Natasha Criss	314-7316	
Administrative Assistant	Chris Nelligan	314-7043	
Administrative Assistant	Sharon Staples	314-7043	
Fax		314-9997	

Advancement

Interim Asst. A.D./External Affairs	Cheryl Harrison	405-0729	ch157@umail.umd.edu
Administrative Assistant	Lynne M. Pollard	314-7073	lp125@umail.umd.edu
Director of Major Gifts	Dick Corrigan	314-7014	rc203@umail.umd.edu
Administrative Assistant	Sheila Burroughs-Morris	314-7019	sb130@umail.umd.edu
Director of M Club	David Diehl	314-5372	dd119@umail.umd.edu
Administrative Assistant	Dotti Warren	314-7020	dw12@umail.umd.edu
Executive Director of Terrapin Club	Andrew Plenn	405-0735	aplenn@wam.umd.edu
Assistant Director of Terrapin Club	Julie Potter	314-7077	jpatt@wam.umd.edu
Gift Processor	Jennifer Eroy	314-7032	jevoy@accmail.umd.edu
Administrative Assistant	Dana Delaney	314-7020	delaneyd@wam.umd.edu
Exec. Director/Maryland Walk of Fame and History	Jack Zane	314-7083	jjane@wam.umd.edu

Business Office

Business Manager	Lisa Peterson	314-7048	lp96@umail.umd.edu
Asst. Business Manager	Jennifer Roche	314-7437	jr270@umail.umd.edu
Asst. Business Manager/Payroll	Cathy Jo Dedrick	314-9532	cdedrick@union.umd.edu
Systems Analyst	Lisa Packett	314-7049	lp109@umail.umd.edu
Systems Analyst Assistant	Michael Brown	314-7308	mbrown@accmail.umd.edu
Office Supervisor	Phyllis Wallace	314-7050	pw47@umail.umd.edu
Administrative Assistant	Lori Panko	314-9214	lp6@umail.umd.edu

Compliance

Asst. Athletics Director/Compliance/SWA	Jane Mullens	314-7258	jm414@umail.umd.edu
Director of Compliance	Chad Carlton	314-8325	cc309@umail.umd.edu
Assistant Compliance Coordinator	Amy Skarbek	314-7081	as267@umail.umd.edu

Equipment

Head Manager	Ron Ohringer	314-7331	ro12@umail.umd.edu
Assistant Manager	Mike Cefaratti	314-7130	
Assistant Manager	Scott Wycloff	314-7110	shw96@aol.com

Marketing

Marketing Director	Michelle Gozman	314-7071	mg250@umail.umd.edu
Marketing Director	Christie Klar	314-5252	mk225@umail.umd.edu
Marketing Assistant	Wyatt Hicks	314-1517	wmhicks@wam.umd.edu
Administrative Assistant	Danita Lavender	314-7072	dl143@umail.umd.edu

Media Relations

Associate Athletics Director/Media Relations	Dave Haglund	314-7064	haglund@wam.umd.edu
Associate Media Relations Director	Kevin Messenger	314-7066	kmess@wam.umd.edu
Assistant Media Relations Director	Greg Creese	314-7065	gcreese@wam.umd.edu
Assistant Media Relations Director	Stephanie Mociun	314-7063	smociun@wam.umd.edu
Publications Coordinator/Asst. Media Relations Dir.	Jason Yellin	314-7062	lyellin@wam.umd.edu
Media Relations Assistant	Jason Baum	314-7068	jabaum@wam.umd.edu
Media Relations Assistant	Mark Fratto	314-8052	fratto@wam.umd.edu
Media Relations Coordinator	Meredith Traber	314-7064	mtraber@wam.umd.edu
Fax		314-9094	

Operations and Facilities

Assistant Athletics Director/Operations & Facilities	Curt Callahan	314-7126	cc2@umail.umd.edu
Assistant Director of Operations	Aaron Haviland	314-7128	ah190@umail.umd.edu
Assistant Director of Operations	Garry Parker	314-7127	gp23@umail.umd.edu
Administrative Assistant	Patty Benfield	314-7126	pb13@umail.umd.edu

Sports Medicine

Head Trainer	Sandy Worth	314-9905	sw42@umail.umd.edu
Assistant Trainer	Brant Berkstresser	314-9906	bb138@umail.umd.edu
Assistant Trainer	J.J. Bush	314-7132	jb102@umail.umd.edu
Assistant Trainer	Matt Charvat	314-9901	mc290@umail.umd.edu
Assistant Trainer	Shawn Hendi	314-7113	sh251@umail.umd.edu
Assistant Trainer	Phyllis Sanders	314-7137	psanders@wam.umd.edu
Assistant Trainer	Diane Lurgeon	314-8650	dl115@umail.umd.edu

Strength and Conditioning

Strength & Conditioning Coach	Dwight Galt	314-9927	dg48@umail.umd.edu
Assistant Strength & Conditioning Coach	Craig Fitzgerald	314-9927	cf97@umail.umd.edu
Assistant Strength & Conditioning Coach	Barry Kagan	314-9927	barrky@wam.umd.edu
Assistant Strength & Conditioning Coach	Corliss White	314-9927	cw148@umail.umd.edu

Ticket Office

Assistant Athletics Director/Ticket Operations	Wendy Brown	405-9273	brownw@wam.umd.edu
Associate Ticket Manager	Greg Schiller	314-7093	gs157@umail.umd.edu
Assistant Ticket Manager	Brandon Hillman	314-7086	bh120@umail.umd.edu
Assistant Ticket Manager	Eloise Jones	314-7084	eajones@wam.umd.edu
Assistant Ticket Manager	Debbie Russell	314-7085	drussell@wam.umd.edu

Video Services

Video Coordinator/Production Coordinator	Pat Shannon	314-1278	ps@wam.umd.edu
Football Video Coordinator	Mitch Wilkens	314-9950	mjwilkens@hotmail.com
Assistant Video Coordinator	Sean Kobrin	314-5928	kobes48@hotmail.com

Athletics Department Index

Deborah A. Yow	182
Athletics Administration	183
Academic Support and Career Development	185
Sports Medicine	188
Strength & Conditioning	189
Terrapin Club	190
Major Gifts Fundraising	191
M Club	191
Media Relations	198



TERPNOTE: Dick Corrigan is a Maryland alum and All-American with the Terps' lacrosse team in the late 1950s.



EIGHT CONSECUTIVE NCAA TOURNAMENTS • 2001 FINAL FOUR

Administration



LISA LEPORE
Director of Personnel
Services



JOYCE TAYLOR
Executive
Administrative Assistant to
the Athletics Director



VICKI SPINELLI
Administrative Assistant to
the Senior Assoc. Athletics
Director/Chief of Staff



LYNN ROSS
Administrative Assistant to
the Senior Assoc. Athletics
Director/External Ops.



DOTTI WARREN
Administrative
Assistant/Advancement
& M Club



LYNNE POLLARD
Administrative
Assistant/Advancement



S. BURROUGHS-MORRIS
Administrative Assistant/
Major Gifts

Advancement

Business Office



LISA PETERSON
Business Manager



CATHY JODEDRICK
Assistant Business
Manager/Payroll



JENNIFER ROCHE
Assistant Business
Manager



LISA PACKETT
Systems Analyst



MICHAEL BROWN
Systems Analyst
Assistant



PHYLLIS WALLACE
Office Supervisor



LORI PANKO
Administrative
Assistant/Business

Compliance



CHAD CARLTON
Director of
Compliance



AMY SKARBEB
Assistant Compliance
Coordinator



JOHN BOWIE
Assistant Manager



SCOTT WYCKOFF
Assistant Manager

Equipment

Walk Of Fame



JACK ZANE
Executive Director

Ticket Office



GREG SCHILLER
Associate Director



ELOISE JONES
Assistant Director



DEBBIE RUSSELL
Assistant Director



BRANDON HILLMAN
Assistant Director

Video Services



PAT SHANNON
Video/Production
Coordinator



MITCH WILKENS
Football Video
Coordinator



SEAN KOBRIN
Assistant Video
Coordinator

Marketing



MICHELLE GOZMAN
Director



CHYRSTIE KLAR
Director



WYATT HICKS
Staff Assistant

Operations




GARY PARKER
Assistant Director



AARON HAVILAND
Assistant Director

TERY NOTE: Forty-eight of Maryland's athletics staff members have received degrees from the University of Maryland.





EIGHT CONSECUTIVE NCAA TOURNAMENTS • 2001 FINAL FOUR

COACHING DIRECTORY

Baseball

Terry Rupp, Head Coach 314-7122 rr202@umail.umd.edu
 Gregg Kilby, Assistant Coach 314-7120 gk66@umail.umd.edu
 Ben Bachmann, Assistant Coach 314-5904 bb176@umail.umd.edu
 Fax 314-5472

Men's Basketball

Gary Williams, Head Coach 314-7029 dd126@umail.umd.edu
 Dave Dickerson, Assistant Coach 314-7029 jpd134@umail.umd.edu
 Jimmy Patos, Assistant Coach 314-7029 mk234@umail.umd.edu
 Matt Kovarik, Assistant Coach 314-7029 tw92@umail.umd.edu
 Troy Wainwright, Dir. of Operations 314-7025 cl38@umail.umd.edu
 Cleo Long-Thomas, Admin. Assistant 314-7029 cb236@umail.umd.edu
 Carole Burco, Admin. Assistant 314-7029

Women's Basketball

Chris Weller, Head Coach 314-1747 cwinters@wam.umd.edu
 Christy Winters-Scott, Assistant Coach 314-7012 acj@wam.umd.edu
 Allison Jones, Assistant Coach 314-7010
 Jessie Hicks, Assistant Coach 314-1474 desksins@wam.umd.edu
 Beth Deskins, Director of Operations 314-1743 jewelch@wam.umd.edu
 Jeanne Welch, Admin. Assistant 314-1747
 Fax 314-9826

Men's & Women's Cross Country

Trent Sanderson, Head Coach 314-7457 ts205@umail.umd.edu

Field Hockey

Missy Meharg, Head Coach 314-7006 mlmterp@wam.umd.edu
 Steve Simpson, Assistant Coach 314-7006 ss3413@umail.umd.edu
 Andrew Griffiths, Assistant Coach 314-7006

Football

Ralph Friedgen, Head Coach 314-7095
 Charlie Taaffe, Off. Coordinator/QBs 314-7107
 Gary Blackney, Def. Coordinator/Secondary 314-7102
 Tom Brattann, Offensive Line 314-9642
 James Franklin, Receivers 314-7098
 Mike Locksley, Recruiting Coord./RBs 314-7105 ml171@umail.umd.edu
 Ray Rychleski, Sp. Teams/Light Ends 314-7106
 Al Seamonson, Outside Linebackers 314-7109
 Rod Sharpless, Inside Linebackers 314-7101
 Dave Sollaazzo, Defensive Line 314-7099
 Tom Deahn, Director of Operations 314-7104 td74@umail.umd.edu
 John Donovan, Asst. Recruiting Coord. 314-9930

Brian Flinn, Graduate Assistant 314-7103
 Greg Sesny, Graduate Assistant 314-7103 gsesny@wam.umd.edu
 Karyl Henry, Admin. Assistant 314-7096 karylhd@hotmail.com
 Mona Felder, Admin. Assistant 314-7108 monadoll@hotmail.com
 Paula Broglio, Admin. Assistant 314-9903
 Main Office Extension 314-7095
 Toll Free Number 1-800-890-8377
 Fax 314-9980

Men's Golf

Tom Hanna, Head Coach 403-8157
 Fax 403-8366

Women's Golf

Jason Rodenhaver, Head Coach 403-4181 rody@wam.umd.edu
 Fax 403-8366

Gymnastics

Bob Nelligan, Head Coach 314-7007 rn@wam.umd.edu
 Wendy Marshall, Assistant Coach 314-7007 wendy@wam.umd.edu
 Fax 405-0955

Men's Lacrosse

Dave Cottle, Head Coach 314-7117
 Dave Slafkosky, Assistant Coach 314-7115 daveslaf@wam.umd.edu
 Jon Stainbrook, Assistant Coach 405-0710 jonstainbrook@hotmail.com
 Fax 314-9826

Women's Lacrosse

Cindy Timchal, Head Coach 314-4273 cdtimcha@wam.umd.edu
 Gary Gait, Assistant Coach 314-7002 ggait@wam.umd.edu
 Cathy Nelson, Assistant Coach 314-7908 cnelson@wam.umd.edu

Men's Soccer

Sasho Cirovski, Head Coach 314-4161 sc140@umail.umd.edu
 Jeff Rohman, Assistant Coach 314-7005 jrohman@wam.umd.edu
 Andy Kirk, Assistant Coach 314-8513 akirk@prodigy.net
 Fax 405-0653

Women's Soccer

Shannon Cirovski, Head Coach 314-7034 cirovski@aol.com
 Kerry Dziczkaniec, Assistant Coach 314-0330 kdz99ny@aol.com
 Steve Campbell, Assistant Coach 405-0657 totalsoc@aol.com
 Fax 405-0955

Softball

Gina LaMandre, Head Coach 405-0521 lamandre@wam.umd.edu
 Rachel Lawson, Assistant Coach 405-0521 rlawson@wam.umd.edu
 Amy Sandler, Assistant Coach 405-0521 as323@umail.umd.edu
 Fax 314-3145

Men's & Women's Swimming

Jim Wenhold, Head Coach 314-7031 jw40@umail.umd.edu
 Mark Murray, Assistant Coach 314-7030 mm368@umail.umd.edu
 John Welsh, Diving Coach 314-7030 jhwolsh@yahoo.com
 Teri Hayburn, Admin. Assistant 314-7030 thayburn@wam.umd.edu
 Fax 226-4455

Men's Tennis

Jim Laitta, Head Coach 314-7131 laitta@wam.umd.edu

Women's Tennis

Martin Novak, Head Coach 314-6601 mn81@umail.umd.edu

Men's and Women's Track

Bill Goodman, Head Coach 314-7457 wgoodman@wam.umd.edu
 Donald Thomas, Assistant Coach 314-7457 thomasdm@wam.umd.edu
 Fax 405-7725

Volleyball

Janice Kruger, Head Coach 314-9839 jtkruger@wam.umd.edu
 Jennifer LaGrange, Assistant Coach 314-7009 lagrange@wam.umd.edu
 Xiangrong Liu, "Sean", Assistant Coach 314-7009 xliu@wam.umd.edu
 Fax 314-9826

Wrestling

John McHugh, Head Coach 314-7134
 Tom Miller, Assistant Coach 314-7134
 Fax 405-0955

2001-02 MARYLAND BASKETBALL • UNIVERSITY OF MARYLAND

194



SASHO CIROVSKI
Men's Soccer



SHANNON CIROVSKI
Women's Soccer



DAVE COTTLE
Men's Lacrosse



RALPH FRIEDGEN
Football



BILL GOODMAN
Track & Field



TOM HANNA
Men's Golf



JANICE KRUGER
Volleyball




JIM LAITTA
Men's Tennis



GINA LaMANDRE
Softball



MISSY MEHARG
Field Hockey



JOHN McHUGH
Wrestling



BOB NELLIGAN
Gymnastics



MARTIN NOVAK
Women's Tennis



JASON RODENHAVER
Women's Golf



TERRY RUPP
Baseball



TRENT SANDERSON
Cross Country



CINDY TIMCHAL
Women's Lacrosse



CHRIS WELLER
Women's Basketball




JIM WENHOLD
Swimming & Diving



GARY WILLIAMS
Men's Basketball

TERPNOTE: Maryland's newest coaching staff additions are women's tennis coach Martin Novak, cross country coach Trent Sanderson and men's lacrosse coach Dave Cottle.



EIGHT CONSECUTIVE NCAA TOURNAMENTS • 2001 FINAL FOUR

MARYLAND

TERRAPINS

Among The Nation's Best

This is Maryland Athletics

At the University of Maryland, winning is not taken lightly. Like the rich history of all its sports programs, championships are a tradition.

Since the 1950s, Maryland has established itself as one of the most successful athletic programs in the nation. This type of success is no accident; it has been built year-by-year on the achievements of outstanding young men and women who were given the opportunity to excel both on and off the field of play. The victories, the championships and the national acclaim are all ingredients of the Maryland athletics program. Student-athletes who attend Maryland are part of a program and a university which thrives on tradition and excellence.





Academic Excellence

The University of Maryland considers intercollegiate athletics an integral part of the collegiate experience. Its existence provides an opportunity for students, faculty and alumni to share in the life of intercollegiate athletics.

The Department of Intercollegiate Athletics strives to achieve the same standards of excellence in its athletic program as exist within the university's teaching, research and public service programs. The department embraces

the concept that the student-athlete is first and foremost a student, possessing academic abilities, personal interests and ambitions comparable to those of the other members of the student body. Since 1983, 88 percent of freshmen scholarship athletes who completed their eligibility at the University of Maryland earned their degrees.



Goals

The great thing about being a Terrapin is the commitment to hard work and dedication. At the University of Maryland, the athletics department is dedicated to supporting a well-balanced Division I program. Athletics director Deborah A. Yow and her dedicated coaches, administrators and staff have re-engineered the department into a responsive and financially sound model — with a clear vision and a determined drive toward national prominence.

Athletic Success

National championships, conference championships, national rankings and postseason play are all a part of the University of Maryland experience. The University of Maryland has established itself as one of the nation's elite athletics programs. The Terrapins have won 16 national championships, including a record seven consecutive by the women's lacrosse team (pictured). The Terrapins had plenty of reasons to celebrate when it came to intercollegiate athletics in 2000-01, another finish among the top 15 percent of all schools in the Sears Directors' Cup, which measures the overall athletic achievement in men's and women's sports.



Competition


Wearing the Maryland uniform means playing in front of some of the loudest and most supportive fans in the nation. It means playing against the best teams in the country, in the most prestigious conference in the country, the ACC. It means wearing the school colors with pride. It means doing your best in athletics and academics. It is a unique and special feeling being a Terrapin.

Athletes in the Community

From the media spotlight to the community spotlight, Terrapin student-athletes strengthen the ties of the local community by serving as role models. Community service is a key part of the Terrapins' agenda. Student-athletes support many community programs which help to enrich the lives of Maryland youth while teaching the importance of studying hard and saying "no" to drugs and alcohol. Representatives from the University of Maryland athletics department speak to participants and use their image and the appeal of sports to encourage Maryland children to stay in school, improve their reading and writing skills, and to receive their high school diplomas.



TERRAPIN NOTE: Maryland is the only Division I school in the country in which its head football, men's basketball and women's basketball coaches all are former student-athletes at the same school.





EIGHT CONSECUTIVE NCAA TOURNAMENTS • 2001 FINAL FOUR

TERPS ON THE AIR

All of Maryland's games this season — home and away — will be heard live on the Maryland Radio Network. The Terps will be heard on flagship stations WBAL (1090-AM) and WMAL (630-AM), which combine to give Maryland one of the strongest broadcast signals of any collegiate basketball team in the nation. The Terps can be heard from Maine to Florida.

Johnny Holliday will once again serve as the voice of the Terps. He will be joined by color analyst Chris Knoche.

All of Maryland's games can be heard via www.umterps.com.

JOHNNY HOLLIDAY

Play-by-Play

Johnny Holliday, who is in his third decade as the Terps' play-by-play announcer, has broadcast more than 600 Maryland basketball games, 33 NCAA Tournament games and will call his 22nd ACC Tournament this season.

Holliday, now in his 23rd year as the "Voice of the Terps," is considered one of the finest play-by-play announcers in the nation. In addition to calling the action for the Maryland basketball and football teams, Holliday also hosts the award-winning Gary Williams and Ralph Friedgen television shows. As the Terps' director of broadcasting, he handles a myriad of speaking duties within the athletic department, ranging from banquets, to Terrapin Club and M Club functions and golf outings.

His long list of credits includes ABC's coverage of every Olympics since 1984. In addition, he has covered championship boxing, the Masters and the Liberty and Aloha bowls.

Holliday's announcing career allows him to lay claim as Washington's most versatile broadcaster, and among the best nationally. Whether it be in radio, where he was named America's No. 1 disc jockey during his rock 'n roll deejay days, to his public address duties with the Cleveland Browns, Oakland Raiders, and Golden State Warriors, to his work in Washington television for the Senators and Bullets, Holliday makes a complicated business look easy.

He brings that ease to the Maryland coach's television shows on Comcast SportsNet, the region's premier sports channel. He is among the pioneer broadcasters for the sport of women's basketball, earning a Distinguished Service Award from ACC women's basketball officials for his work on that league's women's basketball telecasts.

A native of Miami, Fla., Holliday began his broadcasting career in Perry, Ga., and through the years has worked in four of the nation's prime radio markets: Cleveland, New York, San Francisco and Washington. At one time, he was recognized as America's No. 1 disc jockey. He is a member of the Rock 'N Roll Hall of Fame.

In addition to his broadcasting accomplishments, he also has been extremely successful raising money for charity. *Washingtonian* magazine honored him as a Washingtonian of the



The Maryland radio crew in action: statistician Brett Bessell, analyst Chris Knoche, play-by-play announcer Johnny Holliday and engineer Steve Stefany.

Year for his many civic activities. His basketball and softball teams, the Radio Wonders, have raised more than \$1 million for charity. He is involved in Special Olympics, Catholic Charities, Operation Smile, and the Boy Scouts of America. He has served as television host for the Easter Seals, Muscular Dystrophy, March of Dimes and Leukemia telethons.

Four years ago he was honored by the Greater Washington, D.C. Chapter of Operation Smile with its 1998 Smile Award for his outstanding service to the community. In 1995, he was the recipient of the University of Maryland "M Club" Distinguished Citizen Award. He is an honorary member of the university's chapter of Omicron Delta Kappa.

Holliday and his wife, Mary Claire, are the proud parents of three daughters: Kellie, a physician who resides in Bel Air, Md., with her husband Steve, who also is a physician; Tracie, a neo-natal nurse at Shady Grove Hospital who resides in Potomac, Md., with her husband Chris, an attorney; and Moira, who recently graduated from St. Joseph's University in Philadelphia.

CHRIS KNOCHE

Color Analyst

Chris Knoche, a former player and head coach at American University who has worked in radio and television for the past three years, is in his third season as the color analyst for the Terp men's basketball radio broadcasts.


Knoche spent 17 seasons at American, playing the 1979-80 and '80-81 seasons under current Terp coach Gary Williams before moving into an assistant coaching position and later serving seven seasons (1991-97) as the Eagles' head coach.

Prior to joining Maryland's broadcast crew, he worked 40-50 games each of the previous two seasons as a color commentator, including stints on the Ivy League Game of the Week television package and the Big Ten Game of the Week on Westwood One/CBS Radio. He also has worked telecasts for ESPN and CSN in addition to doing radio and television analysis for George Mason University games.

"Chris Knoche brings an outstanding background as a player, coach and fan to our basketball broadcasts," said Williams, the Terps' 13th-year head coach. "Being able to work with Johnny Holliday, Chris provides the opportunity for Maryland fans to listen to someone who has very good experience as a color commentator. More important, he is someone who has a great feel for the game of basketball. I have known Chris as a player and a coach for more than 20 years. He is an exciting addition to our basketball program."

Maryland Radio Network

WBAL-AM	Baltimore	1090
WMAL-AM	Washington, D.C.	630
WAMD-AM	Aberdeen	970
WTBO-AM	Cumberland	1450
WFMD-AM	Frederick	930
WARK-AM	Hagerstown	1490
WMDM-FM	Lexington Park	97.7
WMSG-AM	Oakland	1050
WDMV-AM	Pocomoke City	540
WINX-AM	Rockville	1600
WTGM-FM	Salisbury	960
WTRR-AM	Westminster	1470



EIGHT CONSECUTIVE NCAA TOURNAMENTS • 2001 FINAL FOUR

COVERING THE TERPS

Key: [SE] Indicates sports editor
[AS] Indicates assistant sports editor
[SD] Indicates sports director
[B] Indicates beat writer
[C] Indicates columnist
[SW] Indicates staff writer
[SA] Indicates sports anchor
[SR] Indicates sports reporter
[SH] Indicates sports talk host
[SP] Indicates executive sports producer
[SM] Indicates sports producer
[AM] Indicates assignment manager

Maryland Radio Network

Johnny Holliday
ABC Radio
1717 Desales St. NW
Washington D.C. 20036
(301) 946-4261 (home)
(301) 946-9111 (fax)
jholliday@aol.com

Chris Knoche
3141 Fairview Park Drive
Suite 250
Falls Church, VA 22042
(703) 205-0393

Print Outlets

Washington Post
1150 15th St. NW
Washington D.C. 20071
(202) 334-7350
(202) 334-7685 (fax)
sports@washpost.com
George Solomon [SE]
Matt Rennie [ASE]
Josh Barr [B]
Michael Wilbon [C]
Tony Kornheiser [C]
Thomas Boswell [C]

Baltimore Sun
501 North Calvert Street
Baltimore, MD 21278
(410) 332-6200
(410) 783-2518 (fax)
sports@baltsun.com
Sam Davis [SE]
Steve Marcus [ASE]
George VanJanaker [ASE]
Christian Ewell [B]
Gary Lambrecht [B]
John Eisenberg [C]
Mike Preston [C]

Washington Times
3600 New York Ave., NE
Washington D.C. 20002
(202) 529-7269
(202) 529-7869 (fax)
Mark Hartsell [SE]
Jon Siegel [B]
Tom Knott [C]
Dan Daly [C]
Dick Heller [C]
Tom Lovemo [C]

Annapolis Capital
2000 Capital Drive
Annapolis, MD 21404
(410) 280-5923
(410) 280-5953 (fax)
sports@capitalgazette.com
Joe Gross [SE]
Bill Wagner [B]
Craig Anderson [C]
John McManara [C]

Montgomery Journal
5706 Frederick Avenue
Rockville, MD 20852
(301) 816-1427
(301) 816-1421 (fax)
mtj@edn.com
Jake Schaller [SE]
Jim Crowley [SW]
Kevin Dunleavy [SW]

Prince George's Journal
9426 Annapolis Road
Lanham, MD 20706
(301) 306-3414
(301) 731-8363 (fax)
pgedn@jml.com
Christopher D. Smith [SE]
Jeff Ermann [B]

Cumberland Times
19 Mechanic Road
Cumberland, MD 21502
(301) 722-4600
(301) 722-5270 (fax)
ctm@times-news.com
Mike Burke [SE/B]
Steve Luce [C]

Easton Star-Democrat
1 Airport Drive
Easton, MD 21601
(410) 770-4095
(410) 770-4019 (fax)
eastonedi@cp.cespub.com
Bill Haufe [SE]
Kevin George [ASE]

Frederick News-Post
200 E. Patrick Street
Frederick, MD 21701
(301) 662-1177
(301) 662-8299 (fax)
sp@hbtg@fredericknews-post.com
Stan Goldberg [SE]
John Cannon [SW]
Bill Cauley [SW]
Josh Smith [SW]

Hagerstown Herald/Mail
100 Summit Ave.
Hagerstown, MD 21740
(301) 733-5131
(301) 714-0245 (fax)
sports@herald-mail.com
Mark Keller [SE, Morning Herald]
Tom Knott [C]
Larry Yanos [SE, Daily Mail]
Bob Parasitti [B]

Montgomery Gazette
1200 Quince Orchard Blvd.
Gaithersburg, MD 20878
(301) 670-2050
(301) 670-7183 (fax)
sports@gazette.net
Brian Heard [SE]
Josh Cooley [ASE]

Prince George's Gazette
820 Corporate Drive, Suite 1200
Landover, MD 20785
(301) 731-2116
(301) 731-2141 (fax)
arubenstein@gazette.net
Adam Rubenstein [SE]
Ted Black [ASE]

Salisbury Times
115 E. Carroll Street
Salisbury, MD 21801
(410) 749-7171, ext. 212
(410) 749-7290 (fax)
timesports@excite.com
John Hall [SE]

Terrapin Times
P.O. Box 993
Bel Air, MD 21014
(800) 594-9320
(410) 256-8838 (fax)
ttk@terrapintimes.com
Keith Cavanaugh [SE]

Wire/National
Associated Press
222 St. Paul Place
Baltimore, MD 21202
(410) 539-3524 (API)
(410) 560-2735 (home office)
(410) 727-1550 (fax)
spstwrtr@aol.com
Dave Ginsburg [SE]

USA Today
1000 Wilson Blvd.
Arlington, VA 22229
(703) 276-3735
(703) 276-5527 (fax)
Tom D'Toole [SE]
Kelly Whiteside [SW]
Jack Carey [SE]

ESPN/Radio Network
Correspondent
Craig Heist
9757 Mountain Laurel Way #1C
Laurel, MD 20723
(301) 490-8041 (home)
(301) 906-8011 (cell)
cheist@aol.com

WFCM (680-AM)
1726 Reisterstown Road
Baltimore, MD 21208
(410) 580-6800
(410) 580-6810 (fax)
wcfmsports@aol.com
Art Sinclair [DR]
Ted Patterson [TSH]

WFMD (930-AM)
5966 Grove Hill Road
Frederick, MD 21703
(301) 663-4181
(301) 682-8018 (fax)
ron@wfmd.com
Ron Kitzmiller [SO]

WJFK (1300-AM)
1 West Penn. Ave., Suite 850
Baltimore, MD 21204
(410) 823-1570
(410) 821-5482
Stan Charles [TSH]
Paul Mittermeier [TSH]
Steve Stofberg [TSH]

Student Media

The Diamondback
3136 South Campus Dining Hall
University of Maryland
College Park, MD 20742
(301) 314-8200
(301) 314-8358 (fax)
sports@dbk.um.edu
Brandon Oland [SE]
Patrick Stevens [B]
Tommy Ventre [SW]

WMUC Radio
3130 South Campus Dining Hall
University of Maryland
College Park, MD 20742
(301) 314-7866
(301) 314-7879 (fax)
mikem@wam.umd.edu
Mike Medina [SO]

Radio Outlets

WBAL (1090-AM)
3800 Hooper Avenue
Baltimore, MD 21211
(410) 338-6592
(410) 338-6675 (fax)
stewart@hearst.com
Steve Melewski [SD]
Steve Stewart [SE]
Greg Sher [TSH]

WTEM (980-AM)
11300 Rockville Pike, Suite 707
Rockville, MD 20852
(301) 770-5701
(301) 881-8025 (fax)
wtem@dc-radio.com
Andy Pollin [SD]
Steve Czaban [TSH]
Al Koken [TSH]
Rick "Doc" Walker [TSH]
Chris Johnson [SP]
Scott Linn [SP]
Bram Weinstein [SR]

WTOP (1500-AM, 820-AM, 107.7-FM)
3400 Idaho Ave., NW
Washington DC 20016
(202) 895-5060
(202) 895-5149 (fax)
djohnson@wtopnews.com
Dave Johnson [SO]
Byron Kerr [SR]
Frank Hanrahan [SR]

WCBM (680-AM)
1726 Reisterstown Road
Baltimore, MD 21208
(410) 580-6800
(410) 580-6810 (fax)
wcfmsports@aol.com
Art Sinclair [DR]
Ted Patterson [TSH]

WFMD (930-AM)
5966 Grove Hill Road
Frederick, MD 21703
(301) 663-4181
(301) 682-8018 (fax)
ron@wfmd.com
Ron Kitzmiller [SO]

WJFK (1300-AM)
1 West Penn. Ave., Suite 850
Baltimore, MD 21204
(410) 823-1570
(410) 821-5482
Stan Charles [TSH]
Paul Mittermeier [TSH]
Steve Stofberg [TSH]

WJFK (106.7-FM)
10800 Main Street
Fairfax, VA 22030
(703) 691-1900
(703) 352-0111
junksmail@aol.com
Chris Kinard [SP]
John Avuille [TSH]
Eric Bickel [TSH]
Jason Bishop [TSH]
J.P. Flaime [TSH]

WMAL (630-AM)
4400 Jennifer St.
Washington DC 20015
(202) 686-3020
(202) 537-0009 (fax)
tina.e.chapa@abc.com
Scott Wykoff [SD]
Tim Brant [TSH]
Tina Chapa [SP]
Tom Blaz [SR]
Bryan Nehman [SR]

WNST (1570-AM)
1550 Hart Road
Towson, MD 21286
(410) 821-9678
(410) 828-4698 (fax)
steveh@pcbank.net
Rich Daniel [ESP]
"Nasty" Nestor Aparicio [SD]
Bob Haynie [TSH]
Steve Hennessy [SP]

WRCB (1450-AM)
5900 Princess Garden Parkway
Lanham, MD 20706
(301) 306-1111
(301) 306-1149 (fax)
Butch McAdams [SD]

WTOP (1500-AM, 820-AM, 107.7-FM)
3400 Idaho Ave., NW
Washington DC 20016
(202) 895-5060
(202) 895-5149 (fax)
djohnson@wtopnews.com
Dave Johnson [SO]
Byron Kerr [SR]
Frank Hanrahan [SR]

TV Outlets
WBAL (NBC-11)
3800 Hooper Ave.
Baltimore, MD 21211
(410) 338-1750
(410) 467-6671 (fax)
11sports@thewbaldchannel.com
Gerry Sandusky [SO]
Chris Ely [SA/SR]
Kevin Anderson [SP]

WBFF (FOX-45)
2000 W. 41st St.
Baltimore, MD 21211
(410) 467-5595
(410) 467-5093 (fax)
Bruce Cunningham [SD]
Steve Davis [SA]
Brent Harris [SR]
Mark Penn [SP]
Chris Shaffer [SP]

WJZ (CBS-15)
Television Hill
Baltimore, MD 21211
(410) 578-7522
(410) 578-0642 (fax)
John Buren [SD]
Mike Pupo [ESP]
Scott Curkin [SR/SP]
Stephen Fink [SR/SP]

WMAR (ABC-2)
6400 York Road
Baltimore, MD 21212
(410) 377-7558
(410) 377-0493 (fax)
curry@wmar.com
Scott Garceau [SD]
Keith Mills [SA]
John Curry [SR/SP]
Dave McHugh [SP]

WJLA (ABC-7)
3007 Tilden St. NW
Washington D.C. 20008
(202) 364-7276
(202) 364-7789 (fax)
sports@wjva.com
Rene Knott [SD]
Greg Toland [SA]
Rich Cook [SA]
Rich Daniel [ESP]
Alex Abernathy [SP]
Keith Parker [SP]

WRCB (1450-AM)
4001 Nebraska Ave. NW
Washington D.C. 20016
(202) 885-4451
(202) 885-4002 (fax)
wrcb@nbc.com
George Michael [SD]
Wally Bruckner [SA]
Jill Sorenson [SA]
Jeff Greenberg [ESP]
Joe Schreiber [ESP]
Rich Dunnie [SP]
Steve Dresner [SP]

WTTG (FOX-5)
5151 Wisconsin Ave.
Washington D.C. 20016
(202) 895-3026
(202) 895-3010 (fax)
feldfox5@yahoo.com
Dave Feldman [SO]
Dyrol Joyner [SR]
Diane Roberts [SA/SR]
Bill Kistner [SP]
Dave Ross [SP]

WUSA (CBS-9)
4100 Wisconsin Ave. NW
Washington D.C. 20008
(202) 895-5600
(202) 363-6472 (fax)
Jess Atkinson [SD]
Frank Herzog [SA]
Ken Mease [SA]
Gerald Owens [SA]
Andre Jones [SP]
Maunce Drummond [SP]

WHAG (NBC-25)
13 E. Washington St.
Hagerstown, MD 21740
(301) 797-4408
(301) 745-4093 (fax)
gmiller@nbc25.com
Greg Miller [SD]

WMDT (ABC-47)
202 Downtown Plaza
Salisbury, MD 21801
(410) 742-4747, ext. 324
(410) 749-4777 (fax)
sports@wmdt.com
Rob Carlin [SO]


Newschannel 8
7600 D Boston Blvd.
Springfield, VA 22153
(703) 912-5395
(703) 912-5329 (fax)
sports@newschannel8.net
Ross McCullum [SD]
Glenn Harris [SA]
Joyce Jackson [SA]
Colvin Underwood [SR]
Terry Conwell [SP]
John Giacomo [SP]

Comcast SportsNet
7700 Wisconsin Ave., Suite 200
Bethesda, MD 20814
(202) 497-3401
(301) 718-3324 (fax)
jyashaff@comcastsportsnet.com
Chick Hernandez [SA]
Sage Steele [SA]
George Johnson [SA]
Pete Thaler [SA]
Pete McInry [ESP]
Joe Yashaff [AM]

Montgomery Co. Cable News 21
7548 Standish Place
Rockville, MD 20855
(301) 294-2121
(301) 517-8690 (fax)
Chris Clark [SD]

Prince George's Co. Cable News 15
9475 Lottsford Rd., Suite 125
Largo, MD 20774
(301) 386-7627
(301) 322-6132 (fax)
Dave Goldman [SD]

TERPNOTE: Maryland basketball is covered daily by the Baltimore Sun, Washington Post and Washington Times, several radio stations, and eight network TV stations in the Baltimore/D.C. media market.





MEDIA GUIDELINES

BASKETBALL CONTACT

Kevin Messenger
Associate Director, Athletic Media Relations

Mailing Address
P.O. Box 295
College Park, MD 20742-0295

Shipping Address
Room 1112
Cole Field House
Campus Drive
College Park, MD 20740

Important Telephone Numbers
(301) 314-7066 — Messenger's Office Phone
(301) 474-9555 — Messenger's Home Phone
(301) 314-7064 — Media Relations Office
(301) 314-9094 — Media Relations FAX
(301) 314-8624 — Cole Field House Press Row
(301) 314-TERP — Terrapin Fan Phone
Athletics Web Site — www.umterps.com



Welcome To Maryland

Maryland basketball is one of the top overall programs in the nation. Head coach Gary Williams, his staff and players welcome you to College Park and hope that your stay is enjoyable. Cole Field House is one of the top places in the nation to watch a college basketball game and the program would like to thank you for stopping here while on your "Road to the Final Four." The media relations staff is always available to service you and has prepared this media guide as a source of information which can be referred to all season. Welcome to Maryland. We hope that you enjoy your visit and that we will see you along the college basketball road again.

For everything you ever wanted to know about the Terps, check out:

umterps.com

news, stats, photos, results, profiles, tickets, scores, features, fancards.

Before Your Visit

Game credentials are issued to accredited members of the media only. Working space in the press area of Cole is **limited and seats are expressly reserved for those working on deadline, with no exceptions.** Children and other non-workers are not allowed in the press area. Credentials should be ordered at least one week before each game and are issued through the Media Relations Office. Requests for credentials should be made in writing and on letterhead stationery to Dave Haglund or Kevin Messenger in the Media Relations office. If it is convenient for you to FAX your request, you are welcome to do so. The FAX number in the Media Relations Office is (301) 314-9094. These requests are accepted from Sports Editors and Sports Directors only. The credential requests should be sent so that they reach the Media Relations Office at least one week prior to the desired games. They are carefully screened to insure good working conditions in the press area. When time permits, a working press pass and a parking pass will be mailed. When this is not possible, they will be left at the Press Will Call entrance at the back door of Cole. The back door of Cole directly faces Byrd Stadium.

Photographers, too, should make their credential requests at least one week in advance. Credential requests for photography passes are welcome. Photographers should note that the Cole Field House lights are color balanced for daylight. An exposure setting of 250 at f2.8 has been found to work well with ASA 400 film and normal processing. Strobe lights may be installed in Cole, but arrangements must be made through the Media Relations Office two weeks in advance. Space for strobe lights is available on a first come, first served basis.

Game Day Press Parking is located on the Byrd Stadium promenade, under the Tyser Tower press box. The promenade is best accessed from the Stadium Drive entrance to campus. Access is via press parking pass only and is available on an extremely limited basis.

Media Work Room

A press work room is available for working media only on the court level of Cole. The media workroom is located just off of the basketball court to your left. A limited number of long distance phone lines are available on a first-come, first serve basis and require a credit card for billing.

The room opens well before game time and media representatives are welcome to make themselves comfortable. Food service is available to the media in the press room as a pre-game meal is served buffet style. A halftime and post-game beverage service is also available. The pre-game buffet is available one hour before tip-off.

Fax Machine Service

Fax machine service will be available. If you need any information faxed to your newspaper, please submit your request to a member of the Media Relations Office.

Press Seating

Press seating is located on the basketball floor in the north-

MEDIA RELATIONS STAFF



Dave Haglund
Associate Athletics Director
Athletic Media Relations
Office: 301-314-7064
Home: 301-879-2518
E-Mail: haglund@wam.umd.edu



Greg Creese
Assistant Director
Athletic Media Relations
Office: 301-314-7065
Home: 301-887-1199
E-Mail: gcreese@wam.umd.edu



Kevin Messenger
Associate Director
Athletic Media Relations
Office: 301-314-7066
Home: 301-474-9555
E-Mail: kmess@wam.umd.edu



Stephanie Mociun
Assistant Director
Athletic Media Relations
Office: 301-314-7063
Home: 301-847-1398
E-Mail: smociun@wam.umd.edu



Jason Yellin
Publications Coordinator/Assistant Director
Athletic Media Relations
Office: 301-314-7062
Home: 410-953-0575
E-Mail: yjellin@wam.umd.edu



Jason Baum
Staff Assistant
Athletic Media Relations
Office: 301-314-7068
Home: 301-497-1147
E-Mail: jbaum@wam.umd.edu



Mark Fratto
Staff Assistant
Athletic Media Relations
Office: 301-314-7064
Home: 301-779-7619
E-Mail: fratto@wam.umd.edu



Meredith Traber
Media Relations Coordinator
Athletic Media Relations
Office: 301-314-7064
Home: 301-776-0599
E-Mail: mtraber@wam.umd.edu

Student Assts: Alan Brody, Doug Drabik, Brandon Fastman, Cherise Rhyns, Shaili Shah, Chris Stuchko, Andy Warner
Photographers: Larry French, Lisa Helfert, Devin Shieh



EIGHT CONSECUTIVE NCAA TOURNAMENTS • 2001 FINAL FOUR

west corner of the arena. The area is manned by members of the Media Relations Office throughout the game. The Media Relations staff desires to help the media be as comfortable as possible during each game.

Photographers

The NCAA has established a policy to control congestion in the photography areas on the basketball court. Only photographers on assignment, along with members of working television media are given photo passes. Admission to the court and the photo boxes is by photo pass only. Photographers, both still and electronic, must shoot from the baselines at the northwest (Maryland bench end/directly in front of press seating) and southeast (visiting bench) corners of the court. Photographer's floor access is governed by Atlantic Coast Conference policy. Please note that only game photographers (no runners, assistants or producers) will have access to the photography areas. Photographers are also welcome to shoot from the photo deck on the west side of Cole. Access to the photo deck is from the concourse level opposite the team benches. Photographer positions are at the complete discretion of the basketball game officials and the Media Relations Office **AT ALL TIMES**. Failure to comply with their directions will result in expulsion from the arena.

In-Season Interview Policies

All Maryland players and head coach Gary Williams will be available for interviews with accredited members of the media throughout the season. **ALL INTERVIEW REQUESTS** must be made through the Media Relations Office, contacting Kevin Messenger. Please give a minimum of 24 hours notice. Player's individual phone numbers will not be given to the media and game day interviews will not be granted until the end of a game.

The Media Relations Office is located on the main level of Cole Field House in room 1112. The phone number is (301) 314-7064 and the FAX number is (301) 314-9094.

Players will not be available for live call-in radio shows.

Postgame Press Conference

Postgame interviews with Maryland coach Gary Williams are held in the basketball lounge adjacent to the media work room and the Maryland lockerroom. Coaches from opposing teams will be brought to the entrance to the women's basketball locker room, also located off the tunnel after each game. **The Maryland locker room is open to credentialed media for a brief period after Coach Williams concludes his comments to the media.** This is in accordance with ACC rules. The visiting team's locker room access policy is determined by officials of that school.

Postgame Statistics

Statistics packets, including running play-by-play, first half and final boxscores and post-game notes and quotes, are compiled following every game and made available to the media at press row and in the press room.

E-Mail Services

Basketball releases can be obtained electronically by contacting Kevin Messenger at kmess@wam.umd.edu.

Media Team Link

Releases, statistics and other sports information from all ACC schools as well as other conferences and institutions around the country are available by accessing www.mediateamlink.com.

You can have updated documents delivered directly to your e-mail and/or fax machine the moment they are updated. You can also view documents on-line. MediaTeamLink is FREE to all accredited media.

Log on to www.mediateamlink.com if you do not already have an account, and click the "Sign Up Here" button and complete the short form. Documents requested via fax will incur a 15 cents per page fee. Pivotal Communications will conduct an audit to eliminate non-accredited media. Documents are also still available on InfoConnection. To access, please dial 770-558-6000 from the handset of your fax machine and enter your 10-digit PIN. If you do not have a PIN number, please call Pivotal Communications at 770-399-0096.

Telephones

A limited number of telephones are available in the Cole Field House press room (calling card or reversed charges required). Any additional telephone requests should be directed to Gary Parker, Asst. Director of Operations and Facilities, at 301-314-7127. List Kevin Messenger as the contact for all installations.

Terrapin Fan Phone

Information on Maryland athletics, including actualities with head coach Gary Williams, can be obtained by calling the Terrapin Fan Phone at 301-314-8377.

Weekly Teleconference

Beginning the first Tuesday in January and continuing each week through the end of the season, the Atlantic Coast Conference will hold a weekly telephone press conference featuring all nine league coaches beginning at 11 a.m.

Each coach will be available to furnish comments and take questions for 10 minutes beginning with Wake Forest head coach Skip Prosser and continuing in alphabetical order by school. Gary Williams is available from 11:40 - 11:50.

The weekly press conference can be accessed by calling (913) 981-5507. Please contact Brian Morrison of the ACC Office at (336) 851-6062 for further information.

Welcome to the University of Maryland's Cole Field House. We hope you enjoy your visit.

Directions to Cole Field House

From Baltimore and Points North

Take I-95 South to Washington, D.C.'s Capital Beltway (I-495). Take Exit 27 and then follow signs to Exit 25 (U.S. 1 South toward College Park). Proceed approximately two miles south on U.S. Route 1. Turn right into main entrance.

From Virginia and Points South

Take I-95 North to Washington, D.C.'s Capital Beltway (I-495). Continue North on I-95/I-495 toward Baltimore. Take Exit 25 (U.S. 1 South toward College Park). Proceed approximately two miles south on U.S. Route 1. Turn right into main entrance.

From Virginia and Points West

Take I-66 East or I-270 South to Washington, D.C.'s Capital Beltway (I-495). Go East on I-495 toward Baltimore/Silver Spring. Take Exit 25 (U.S. 1 South toward College Park). Proceed approximately two miles south on U.S. Route 1. Turn right into main entrance.

From Annapolis and Points East

Take U.S. 50 to Washington, D.C.'s Capital Beltway (I-495). Go North on I-95/I-495 toward Baltimore. Take Exit 25 (U.S. 1 South toward College Park). Proceed approximately two miles south on U.S. Route 1. Turn right into main entrance.

From Washington, D.C. (Northwest/Southwest)

Take 16th St. North which becomes Georgia Ave. North at Maryland/D.C. line. Go East on I-495 toward Baltimore. Take Exit 25 (U.S. 1 South toward College Park). Proceed approximately two miles south on U.S. Route 1. Turn right into main entrance.

From Washington, D.C. (Northeast/Southeast)

Take Rhode Island Ave. (U.S. 1 North) which becomes Baltimore Ave. North at Maryland/D.C. line. Proceed through the city of College Park. Turn left at main entrance.

Staying in College Park

Hotels

Inn & Conference Center	301-985-7310
Greenbelt Marriott	301-441-3700
Best Western Maryland Inn	301-474-2800
Greenbelt Holiday Inn	301-982-7000
College Park Holiday Inn	301-345-6700
College Park Comfort Suites	301-441-8110
Courtyard by Marriott	301-441-3311
Quality Inn	301-864-5820
Days Inn	301-345-5000

Restaurants

R.J. Bentley's	301-277-8898
94th Aero Squadron	301-699-9400
Applebee's	301-864-6118
Bennigan's	301-982-9780
China Buffet	301-982-6600
Chef's Secret	301-345-6101

Ledo's	301-422-8622
New York Deli	301-345-0366
Santa Fe Cafe	301-779-1345
Sir Walter Raleigh Inns	301-474-6500
TGI Friday's	301-345-2503

Local Taxi Cabs


Beltway Cab Co.	301-270-2221
Blue Bird & Yellow Cab Co.	301-864-7700






EIGHT CONSECUTIVE NCAA TOURNAMENTS • 2001 FINAL FOUR

TV/RADIO CHART



#1 BYRON MOUTON
Guard/Forward • 6-6 • 215
Senior • 1 Letter
Rayne, La.




#3 JUANDIXON
Guard • 6-3 • 164
Senior • 3 Letters
Baltimore, Md.



#4 EARL BADU
Guard • 6-0 • 160
Senior • 1 Letter
Baltimore, Md.




#5 CALVIN MCCALL
Guard • 6-3 • 200
Junior • 2 Letters
Orlando, Fla.




#10 ANDRE COLLINS
Guard • 5-9 • 180
Freshman
Crisfield, Md.




#12 DREW NICHOLAS
Guard • 6-3 • 160
Junior • 2 Letters
Hempstead, N.Y.



#21 MIKE GRINNON
Forward • 6-6 • 195
Freshman
Huntington, N.Y.




#25 STEVE BLAKE
Guard • 6-3 • 160
Junior • 2 Letters
Miami Lakes, Fla.




#33 RYAN RANDLE
Forward/Center • 6-9 • 245
Junior • JC
Duncanville, Texas



#35 LONNY BAXTER
Forward/Center • 6-8 • 260
Senior • 3 Letters
Silver Spring, Md.



#45 TAHJ HOLDEN
Forward • 6-10 • 247
Junior • 2 Letters
Red Bank, N.J.



#54 CHRIS WILCOX
Forward/Center • 6-10 • 220
Sophomore • 1 Letter
Whiteville, N.C.



GARY WILLIAMS
Head Coach
13th Year At Maryland
Maryland '68



DAVE DICKERSON
Assistant Coach
6th Year At Maryland
Maryland '89



JIMMY PATSOS
Assistant Coach
11th Year At Maryland
Catholic '89



MATT KOVARIK
Assistant Coach
1st Year At Maryland
Maryland '98



TROY WAINWRIGHT
Dir., Basketball Operations
6th Year At Maryland
Maryland '90



J.J. BUSH
Trainer
30th Year At Maryland
Florida State '69



KURTIS SHULTZ
Strength & Conditioning
3rd Year At Maryland
Maryland '95

Terrapin Traditions

Honoring Our Past & Celebrating Our Future

The Gymnasium

1923-31

The Terrapins' first home court was Maryland's basketball home for eight seasons, through 1930-31 when the Old Liners were the Southern Conference Champions.



Albert King
1978, 1979, 1980, 1981

Buck Williams
1979, 1980, 1981

Len Bias
1983, 1984, 1985, 1986

Gene Sauc
1952, 1953, 1954

Lonny Baxter
1999, 2000, 2001

Louis "Bossy" Berger
1930, 1931, 1932

Juan Dixon
1999, 2000, 2001

Ritchie Coliseum

1931-55

Home to Maryland basketball for 24 years, 1,500-seat Ritchie Coliseum was the original field house on the College Park campus.



2001 National Semifinalists

Gary Williams
Terrapin alum takes Maryland to new heights

Tahj Holden

Steve Blake

Drew Nicholas

Chris Wilcox

As the Best in the West, U-Md. Set to Face Duke

Maryland 87, Stanford 73

expectations to match hit bumps along the way, times when it seemed lost.

the first time... school... the men's basket... team

PTS	18
REB	14
AST	9
STL	5
BLK	14
FT	12
3PT	10



PTS	15
REB	45
AST	44
STL	3
BLK	12
FT	10
3PT	10



Maryland reaches its peak... never been taken... the...



BREAKTHROUGH